

ภาคผนวก ง


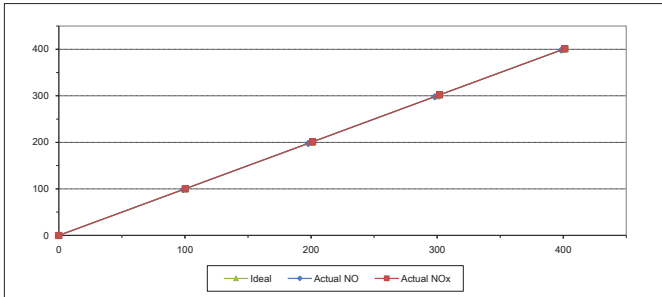
เอกสารการสอบเทียบเครื่องมือตรวจวิเคราะห์



MULTIPOINT CALIBRATION REPORT

Calibration Date	2-Jul-24	Equipment Name	NOx Analyzer
Manufacturer	HORIBA	Model	APNA-370
Serial No.	SEEAW53E	Equipment ID	RYG_FS0281
Calibrator Manufacturer	Teledyne API	Model	700
Serial No.	947		
Std. Gas Concentration (PPM)	55.88	Cylinder No.	GN0027222
Cylinder Pressure (psi)	1800	Certified By	Airgas Inc.
Certified Date	9-Feb-22	Expired Date	9-Feb-30

Point	CALIBRATION RESULTS						
	Ideal	Actual NO	Error NO	%Error NO	Actual NOx	Error NOx	%Error NOx
ZERO	0.00	0.10	0.10	0.10	0.10	0.10	0.10
1	100.00	98.70	-1.30	-1.30	100.20	0.20	0.20
2	200.00	197.70	-2.30	-1.15	201.20	1.20	0.60
3	300.00	298.10	-1.90	-0.63	302.00	2.00	0.67
4	400.00	398.50	-1.50	-0.38	401.40	1.40	0.35
AVERAGE (%)				-0.67			0.38




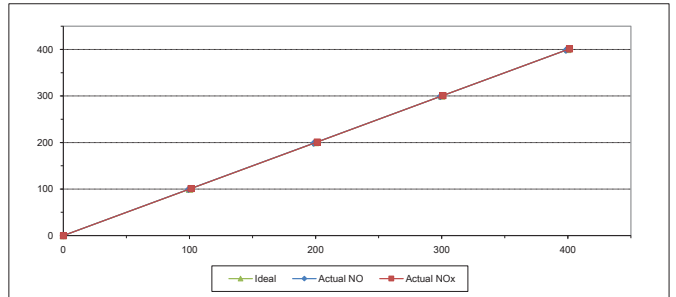
ALS Laboratory Group
FORM NO.: F 06-056 REVISION NO.: - ISSUE DATE: 02/04/12



MULTIPOINT CALIBRATION REPORT

Calibration Date	3-Jul-24	Equipment Name	NOx Analyzer
Manufacturer	Teledyne API	Model	N200
Serial No.	122	Equipment ID	RYG_FS0732
Calibrator Manufacturer	Teledyne API	Model	700
Serial No.	947		
Std. Gas Concentration (PPM)	55.88	Cylinder No.	GN0027222
Cylinder Pressure (psi)	1800	Certified By	Airgas Inc.
Certified Date	9-Feb-22	Expired Date	9-Feb-30

Point	CALIBRATION RESULTS						
	Ideal	Actual NO	Error NO	%Error NO	Actual NOx	Error NOx	%Error NOx
ZERO	0.00	0.10	0.10	0.10	0.10	0.10	0.10
1	100.00	99.20	-0.80	-0.80	101.30	1.30	1.30
2	200.00	198.50	-1.50	-0.75	201.30	1.30	0.65
3	300.00	298.80	-1.20	-0.40	301.00	1.00	0.33
4	400.00	398.50	-1.50	-0.38	401.30	1.30	0.33
AVERAGE (%)				-0.44			0.54



ALS Laboratory Group
FORM NO.: F 06-056 REVISION NO.: - ISSUE DATE: 02/04/12



Jiranatee Associates Co., Ltd.
13/14-15, 12/35-36,
Pochaisarn 1, 201, 1st Warehouse, Bangkok,
Bangkok 10000 (Thailand)
Tel: +66(0)800812
Mobile: +66(0)80999453
E-mail: jnac-calibration@jiranatee.com
Web site: www.jiranatee.com

Accredited calibration laboratory
ISO/IEC 17025:2017
NSC-TISI-TIS 17025
CALIBRATION 0367



Certificate Number
CWS-036-67

CERTIFICATE OF CALIBRATION

Page 1 of 2 Pages

MEASUREMENT ITEM	: Cup anemometer
MANUFACTURER	: Novalyox
MODEL/TYPE	: Sensor: WS-02F Data logger: 110-WS-250L-D
SERIAL NUMBER	: Sensor: WSD-A5789 Data logger: AS-789
ID NUMBER	: RYG_FS0531
CONDITION AS RECEIVED	: Used item
CUSTOMER	: ALS laboratory group (Thailand) Co., Ltd. 104 Phatthanakan 40, Phatthanakan Rd, Khwaeng Suan Luang, Khet Suan Luang, Bangkok 10250 Thailand.

RECEIVED DATE	: 08 Aug 2024
MEASUREMENT DATE	: 28 Aug 2024
ISSUE DATE	: 28 Aug 2024

ENVIRONMENTAL CONDITIONS:	
Ambient condition in the laboratory are as follow:	
Temperature	: 23.0 ± 3.0 °C
Relative Humidity	: 55.0 ± 15.0 %RH
Atmospheric Pressure	: 1010.2 hPa

PLACE OF CALIBRATION	: Effel-type wind tunnel of Jiranatee Associates Co., Ltd.
----------------------	--

CALIBRATION CONDITIONS	: Wind tunnel cross-section area ¹ 900 cm ² Wind direction frontal area ² 100 cm ² Diameter of mounting pipe ³ mm Blockage ratio of test object ⁴ 0.111 [-]
------------------------	--

Preconditioning	: 24 hours at ambient conditions.
Measurement Condition	: The average values during measurement are (23.9) °C, (43.2) %RH and (1010.2) hPa

TABULATION OF RESULTS:	
The table on next page give the measured values.	

Calibrated by:	: [Signature]
Checked by:	: [Signature]

Remark:
¹ Nozzle cross-section area of the wind tunnel
² Projected cross-section area of the tested object include mounting pipe
³ Diameter of mounting pipe
⁴ Ratio "a/b"

THIS CERTIFICATE OF CALIBRATION MAY NOT BE REPRODUCED EXCEPT IN FULL UNLESS PERMISSION FOR REPRODUCTION HAS BEEN OBTAINED IN WRITING FROM THE LABORATORY



Certificate Number
CWS-036-67

Page 2 of 2 Pages

MEASUREMENT RESULTS¹

The Cup anemometer, Unit Under Calibration (UUC) was exercised at 30 m/s for 5 minutes prior to calibration being performed. The standard air velocity 0.5 m/s to 5 m/s was calculated by a standard air velocity transducer which was installed 50 mm away from wind tunnel nozzle and installed 40 mm away from top of the test section and the standard air velocity 5 m/s to 30 m/s was calculated by a pitot tube with precision differential pressure meter which was installed 50 mm away from wind tunnel nozzle and installed 40 mm away from top of the test section. UUC was mounted on a round vertical tube of the power plate at center of test section. The calibration was carried out under both rising and falling air velocity in the range of 1 m/s to 35 m/s at calibration interval of 1 m/s. The results of calibration and associated measurement uncertainties are reported in the table below.

V_{std} (m/s)	Temp. wind tunnel (°C)	Temp. room (°C)	V_{uuc} (m/s)	Error (m/s)	$U(95\%)$ (m/s)
1.027	24.10	23.90	0.9	-0.1	0.31
2.054	23.72	23.90	1.9	-0.2	0.31
2.991	24.02	23.90	2.9	-0.1	0.31
4.083	24.04	23.90	3.9	-0.2	0.31
4.98	23.70	23.90	5.0	0.0	0.31
6.02	23.60	23.90	6.0	0.0	0.31
7.03	23.70	23.90	7.1	0.1	0.31
7.98	23.58	23.90	8.1	0.1	0.31
8.99	23.70	23.90	9.1	0.3	0.31
9.97	23.50	23.90	10.1	0.1	0.31
10.96	23.78	23.90	11.2	0.2	0.31
12.03	23.50	23.90	12.2	0.2	0.31
12.97	23.80	23.90	13.3	0.3	0.31
14.03	23.56	23.90	14.3	0.3	0.31
15.03	23.80	23.90	15.3	0.3	0.31
16.02	23.70	23.90	16.3	0.3	0.31


Remarks:

¹ Calibration results only count for the tested circumstances and environmental conditions during which calibration took place

² Velocity of standard

³ Velocity of Unit Under Calibration

PHOTO OF CALIBRATION SET-UP



Calibration set-up of the Cup anemometer calibration in the wind tunnel of Jiranatee Associates Co., Ltd. The Cup anemometer shown may differ from the calibrated one. Remark: The proportion of the set-up is not true to scale due to imaging geometry.



CERTIFICATE OF CALIBRATION

Page 1 of 2 Pages

MEASUREMENT ITEM

MANUFACTURER

MODEL/TYPE

SERIAL NUMBER

ID NUMBER

CONDITION AS-RECEIVED

CUSTOMER

Wind Direction Sensor

Novallux

Sensor: WS-02F

Data logger: 110-WS-250L-D

Sensor: WSD-AS789

Data logger: AS789

RYG_F50531

Used item

ALS laboratory group (Thailand) Co., Ltd.

104 Phatthanakan Rd., Khet Suan Luang,

Bangkok 10250 Thailand.

Calibration procedure:

The wind direction sensor was calibrated against Standard Rotary Encoder model AX40097S-DMM4-P3-5-U0 in a close test-section of Eiffel-type wind tunnel with 300 cm² cross section area. The W-CL-008 based on ISO-63400-12-1, Wind energy generation systems - Part 12-1: Power performance measurements of electricity producing wind turbines, March 2017 was used as a calibration guide.

Traceability:

This certificate provides a traceability of the measurement to recognized national standards and to realization of the international system of units (SI) through the NIMT (National Institute of Metrology of Thailand) via Certificate Number: DA-0036-23.

Uncertainty of Measurement:

The reported uncertainty of measurement is based on the standard uncertainty multiplied by a coverage factor k=2, which for a normal distribution corresponds to a coverage probability of approximately 95%. The standard uncertainty has been determined in accordance with the GUM (Evaluation of measurement data - Guide to the expression of uncertainty in measurement).

RECEIVED DATE

MEASUREMENT DATE

ISSUE DATE

08 Aug 2024

28 Aug 2024

28 Aug 2024

ENVIRONMENTAL CONDITIONS:

Ambient condition in the laboratory are as follow:

Temperature

23.0 ± 3.0 °C

Relative Humidity

55.0 ± 15.0 %RH

Atmospheric Pressure

1010 ± 10 hPa

PLACE OF CALIBRATION

Eiffel-type wind tunnel of Jiranatee Associates Co., Ltd.

CALIBRATION CONDITION

Wind tunnel cross-section area¹ 900 cm²

Wind direction (frontal area)² 129 cm²

Diameter of mounting pipe³ - mm

Blockage ratio of test object⁴ 0.143 [-]

Preconditioning

Measurement Condition

24 hours at ambient conditions.

The average values during measurement are (23.8) °C, (40.0) %RH and (1003.8) hPa.

TABULATION OF RESULTS:

The table on next page give the measured values

Calibrated by:

Mr. Sorawit Thaisakul

Miss Jitragorn Lertsomphol

Remarks:

¹ Nozzle cross-section area of the wind tunnel

² Projected cross-section area of the tested object include mounting pipe

³ Diameter of mounting pipe

⁴ Ratio "a"/"b"

THIS CERTIFICATE OF CALIBRATION MAY NOT BE REPRODUCED EXCEPT IN FULL UNLESS PERMISSION FOR REPRODUCTION HAS BEEN OBTAINED IN WRITING FROM THE LABORATORY

Certificate Number

CWD-036-67

Page 2 of 2 Pages

MEASUREMENT RESULTS⁵

The wind direction sensor was calibrated against standard rotary encoder by comparison method. During calibration, the measurement was carried out at 45° intervals in clockwise and counterclockwise directions after offset adjustment has been made. The flow speed of wind tunnel (usually 5 m/s) is kept constant while the sensor is rotated around its vertical axis. The results of calibration and associated measurement uncertainties are reported in the table below.

Air speed	D _{nom}	D _{act}	Error	U (k=2)
m/s	Degree (°)	Degree (°)	Degree (°)	Degree (°)
5.02	0.000	0	0	0.80
	45.000	42	-3	0.80
	90.000	87	-3	0.80
	135.000	133	-2	0.80
	180.000	180	0	0.80
	225.000	227	2	0.80
	270.000	273	3	0.80
	315.000	318	3	0.80

Remarks:

⁵ Calibration results only count for the tested circumstances and environmental conditions during which calibration took place.

⁶ Direction of standard.

⁷ Direction of Unit Under Calibration

End of Certificate of Calibration



CERTIFICATE OF CALIBRATION

Page 1 of 2 Pages

Certificate No. : CDT-163-67

MEASUREMENT ITEM

MANUFACTURER

MODEL/TYPE

SERIAL NUMBER

ID NUMBER

CONDITION AS-RECEIVED

CUSTOMER

Data Logger with Temperature sensor

Novallux

110-WS-250L-D

AS789

RYG_F50531

Used item

ALS laboratory group (Thailand) Co., Ltd.

104 Phatthanakan Rd., Khet Suan Luang,

Bangkok 10250 Thailand.

Calibration procedure:

The temperature calibration was done by In-House calibration method as W-CL-001 according to comparison method with standard digital temperature indicator and standard temperature probe. The temperature scale was based on ITS-90.

Traceability:

The measurement results are traceable to the international system of units (SI) through National Institute of Metrology of Thailand (NIMT) Certificate number: TT-0047-24, Certificate number: ER-0101-23

Reference Used During Calibration:

1. Standard Temperature Probe

Model: STS-100 AS500, Serial No.: 667682-09,

Due date: 26 Mar 2025

2. Digital Temperature Indicator

Model: DTI-1000-A MK II, Serial No.: 671407-

00591 Due date: 14 Sep 2024

Uncertainty of Measurement:

The reported uncertainty of measurement is based on the standard uncertainty multiplied by a coverage factor k=2, which for a normal distribution corresponds to a coverage probability of approximately 95%. The standard uncertainty has been determined in accordance with the GUM (Evaluation of measurement data - Guide to the expression of uncertainty in measurement)

RECEIVED DATE

MEASUREMENT DATE

ISSUE DATE

08 Aug 2024

28 Aug 2024

28 Aug 2024

ENVIRONMENTAL CONDITIONS:

Ambient condition in the laboratory are as follow:

Temperature

23.0 ± 3.0 °C

Relative Humidity

55.0 ± 15.0 %RH

NOTED: The certificate is valid only to the item calibrated on date and place of calibration.

TABULATION OF RESULTS:

The table on next page give the measured values.

Calibrated by:

Mr. Sorawit Thaisakul

Miss Jitragorn Lertsomphol

Miss Ruangrumpai Phoomint



THIS CERTIFICATE MAY NOT BE REPRODUCED EXCEPT IN FULL UNLESS PERMISSION FOR REPRODUCTION HAS BEEN OBTAINED IN WRITING FROM THE LABORATORY

Continuation of Certificate of Calibration Number CDT-163-67

Page 2 of 2 Pages

Result of Calibration:

☒ Without Adjustment ☐ With Adjustment

Calibration Range:

20 °C to 40 °C

Function:

Table 3: This equipment was connected with temperature sensor Model: HMP60 5/N: T0210901.

Dimension: Diameter 12 mm. Length 80 mm.

Immersion Depth (mm)	Standard Reading (°C)	UUC Reading (°C)	Error (°C)	Uncertainty (°C)
80	20.049	19.6	-0.4	0.099
80	25.053	24.6	-0.5	0.099
80	30.044	29.7	-0.3	0.099
80	35.027	34.5	-0.5	0.099
80	40.019	39.5	-0.5	0.099

UUC*: Unit Under Calibration

End of Certificate of Calibration



CERTIFICATE OF CALIBRATION

Certificate No. : CRT-033-67

Page 1 of 2 Pages

MEASUREMENT ITEM : Relative humidity with data logger
MANUFACTURER : Novolynx
MODEL/TYPE : Data Logger: 110-WS-25DL-D
Sensor: HMP60
SERIAL NUMBER : Data Logger: AS789
Sensor: T0210901
ID NUMBER : RYG_F50531
CONDITION AS-RECEIVED : Used item
CUSTOMER : ALS laboratory group (Thailand) Co., Ltd.
104 Phatthanakan 40, Phatthanakan Rd, Khwaeng Suan Luang,
Khet Suan Luang, Bangkok 10250 Thailand.

RECEIVED DATE : 08 Aug 2024
MEASUREMENT DATE : 28 Aug 2024
ISSUE DATE : 28 Aug 2024

ENVIRONMENTAL CONDITIONS:
Ambient condition in the laboratory are as follow:
Temperature : 23.0 ± 3.0 °C
Relative Humidity : 55.0 ± 15.0 %RH

NOTED: The certificate is valid only to the item calibrated on date and place of calibration.


TABULATION OF RESULTS:
The table on next page give the measured values.

Calibration procedure:
The Relative humidity and Air Temperature calibration was done by In-House calibration method as WI-CL-009 and WI-CL-010 according to comparison method with Standard. Calibrated sensor hygrometer with Temperature sensor and standard humidity generator chamber.

Traceability:
The measurements are traceable to the international system of units (SI) through National Institute of Metrology Thailand (NIMT). Certificate number: TH-8079-23 and through Jiranatee Associates Co., Ltd. Certificate number: CDT-001-67.

Uncertainty of Measurement:
The reported uncertainty of measurement is based on the standard uncertainty multiplied by a coverage factor k=2, Which for a normal distribution corresponds to a coverage probability of approximately 95%. The standard uncertainty has been determined in accordance with the GUM. Evaluation of measurement data - Guide to the expression of uncertainty in measurement.

Calibrated by:
☐ Mr. Sorawit Thachalad
☒ Miss Jitraporn Lertsomphol
☐ Miss Ruangsiraporn Phoommit



THIS CERTIFICATE REPORT MAY NOT BE REPRODUCED EXCEPT IN FULL UNLESS PERMISSION FOR REPRODUCTION HAS BEEN OBTAINED IN WRITING FROM THE LABORATORY

Continuation of Certificate of Calibration Number: CRT-033-67

Page 2 of 2 Pages

Measurement Results:

The results of calibration and associated measurement uncertainties are reported in the table below.

Result of Calibration: ☒ Without Adjustment ☐ With Adjustment

Table 1: The results of calibration of relative humidity at 30 °C are reported in table below.
Calibration Range: 20%RH to 80%RH

Air Temperature [°C]	Standard Reading [%RH]	UUC Reading [%RH]	Error [%RH]	Uncertainty ± [%RH]
29.82	19.61	17.9	-1.7	0.83
29.88	50.70	47.5	-3.2	1.3
29.86	82.37	77.6	-4.8	2.3

UUC*: Unit Under Calibration

End of Certificate of Calibration



CERTIFICATE OF CALIBRATION

Page 1 of 2 Pages

MEASUREMENT ITEM : Cup anemometer
MANUFACTURER : Novolynx
MODEL/TYPE : Sensor: WS-02F
Data logger: 110-WS-25DL-D
SERIAL NUMBER : Sensor: WSD-AS816
Data logger: AS816
ID NUMBER : RYG_F50545
CONDITION AS-RECEIVED : Used item
CUSTOMER : ALS laboratory group (Thailand) Co., Ltd.
104 Phatthanakan 40, Phatthanakan Rd, Khwaeng Suan Luang,
Khet Suan Luang, Bangkok 10250 Thailand.

RECEIVED DATE : 11 Jul 2023
MEASUREMENT DATE : 21 Jul 2023
ISSUE DATE : 21 Jul 2023

ENVIRONMENTAL CONDITIONS:
Ambient condition in the laboratory are as follow:
Temperature : 23.0 ± 3.0 °C
Relative Humidity : 55.0 ± 15.0 %RH
Atmospheric Pressure : 1010 ± 10 hPa


PLACE OF CALIBRATION : Effel-type wind tunnel of Jiranatee Associates Co., Ltd.

CALIBRATION CONDITIONS : Wind tunnel cross-section area¹ : 900 cm²
Win direction frontal area² : 100 cm²
Diameter of mounting pipe³ : mm
Blockage ratio of test object⁴ : 0.113 [-]

Preconditioning : 24 hours at ambient conditions.
Measurement Condition : The average values during measurement are (23.9 °C, (45.7) %RH and (1008.2) hPa.

TABULATION OF RESULTS:
The table on next page give the measured values.

Calibrated by:
☒ Mr. Sorawit Thachalad
☐ Miss Jitraporn Lertsomphol



Remarks:
¹ Velocity cross-section area of the wind tunnel
² Projected cross-section area of the tested object include mounting pipe
³ Diameter of mounting pipe
⁴ Ratio $\frac{A_o}{A_t}$

THIS CERTIFICATE OF CALIBRATION MAY NOT BE REPRODUCED EXCEPT IN FULL UNLESS PERMISSION FOR REPRODUCTION HAS BEEN OBTAINED IN WRITING FROM THE LABORATORY

REVIEW BY: *Manokorn P.*
APPROVED BY: *[Signature]*
NEXT CAL DATE: 21/1/25

Certificate Number

CWS-002-66

Certificate Number

CWS-002-66

Page 2 of 2 Pages

MEASUREMENT RESULTS¹

The cup anemometer, Unit Under Calibration (UUC) was exercise at 10 m/s for 5 minutes prior to calibration being performed. The standard air velocity 0.5 m/s to 5 m/s was calculated by a standard air velocity transducer and above 5 m/s to 30 m/s was calculated by a pitot tube with precision differential pressure meter which was installed 40 mm and 300 mm respectively away from wind tunnel nozzle. UUC was installed at center of the test section. The calibration was carried out under both rising and falling air velocity in the range of 1 m/s to 16 m/s at calibration interval of 1 m/s. The results of calibration and associated measurement uncertainties are reported in the table below.

V_{ref} [m/s]	Temp. wind tunnel [°C]	Temp. room [°C]	V_{UUC} [m/s]	Error [m/s]	U (k=2) [m/s]
1.023	23.80	23.90	0.8	-0.2	0.31
2.078	24.00	23.90	1.8	-0.2	0.31
3.021	23.78	23.90	2.8	-0.2	0.31
4.148	23.92	23.90	3.9	-0.2	0.31
5.00	23.60	23.90	4.8	-0.2	0.31
5.99	23.68	23.90	5.8	-0.2	0.31
7.03	23.50	23.90	6.8	-0.2	0.31
8.16	23.60	23.90	7.9	-0.3	0.31
9.08	23.50	23.90	8.9	-0.2	0.31
10.06	23.78	23.90	9.8	-0.3	0.31
11.13	23.50	23.90	10.9	-0.2	0.31
12.11	23.78	23.90	12.0	-0.1	0.31
13.16	23.50	23.90	12.9	-0.3	0.31
14.21	23.66	23.90	14.0	-0.2	0.31
15.18	23.50	23.90	15.0	-0.2	0.31
16.26	23.58	23.90	16.0	-0.3	0.31

Remark:

¹ Calibration results only count for the tested circumstances and environmental conditions during which calibration took place

² Velocity of standard

³ Velocity of Unit Under Calibration

PHOTO OF CALIBRATION SET-UP



Calibration set-up of the cup anemometer calibration in the wind tunnel of Jiranatee Associates Co., Ltd. The cup anemometer shown may differ from the calibrated one. Remark: The proportion of the set-up is not true to scale due to imaging geometry.



End of Certificate of Calibration

THIS CERTIFICATE OF CALIBRATION MAY NOT BE REPRODUCED EXCEPT IN FULL UNLESS PERMISSION FOR REPRODUCTION HAS BEEN OBTAINED IN WRITING FROM THE LABORATORY

Certificate Number

CWD-002-66

CERTIFICATE OF CALIBRATION

Page 1 of 2 Pages

MEASUREMENT ITEM : Wind Direction Sensor
MANUFACTURER : Novalynx
MODEL/TYPE : Sensor: WS-02F
Data logger: 110-WS-25DL-D
SERIAL NUMBER : Sensor: WSD-AS816
Data logger: AS816
ID NUMBER : RYG_FS0545
CONDITION AS-RECEIVED : Used item
CUSTOMER : ALS laboratory group (Thailand) Co., Ltd.
104 Phatthanakan 40, Phatthanakan Rd, Khwaeng Suan Luang,
Khet Suan Luang, Bangkok 10250 Thailand.

RECEIVED DATE : 11 Jul 2023
MEASUREMENT DATE : 21 Jul 2023
ISSUE DATE : 21 Jul 2023

ENVIRONMENTAL CONDITIONS:

Ambient condition in the laboratory are as follow:

Temperature : 23.0 ± 3.0 °C
Relative Humidity : 55.0 ± 15.0 %RH
Atmospheric Pressure : 1010 ± 10 hPa

PLACE OF CALIBRATION

: Effel-type wind tunnel of Jiranatee Associates Co., Ltd.

CALIBRATION CONDITION

: Wind tunnel cross-section area¹ 900 cm²
Win direction frontal area² 129 cm²
Diameter of mounting pipe³ - mm
Blockage ratio of test object⁴ 0.143 (-)

Preconditioning : 24 hours at ambient conditions.

Measurement Condition : The average values during measurement are (23.8)°C, (46.9) %RH and (1012.4) hPa.

TABULATION OF RESULTS:

The table on next page give the measured values.

Calibrated by:

☒ Mr. Sorawit Thachalad
☐ Miss Jitraporn Lertsomphol

Remarks:

¹ Nozzle cross-section area of the wind tunnel.
² Projected cross-section area of the tested object include mounting pipe
³ Diameter of mounting pipe
⁴ Ratio "to"

THIS CERTIFICATE OF CALIBRATION MAY NOT BE REPRODUCED EXCEPT IN FULL UNLESS PERMISSION FOR REPRODUCTION HAS BEEN OBTAINED IN WRITING FROM THE LABORATORY

Calibration procedure:
The wind direction sensor was calibrated against Standard Rotary Encoder model: AX4009TS-DMD4-P3-S-U0 in an close first-section of Effel-type wind tunnel with 900 cm² cross 1st direction area. The WI-CL-008 based on IEC 63400-12-1, Wind energy generation systems, - Part 12-1: Power performance measurements of electricity producing wind turbines, March 2017 was used as a calibration guideline.

Traceability:

This certificate provides a traceability of the measurement to recognized the national standards, and to realization of the international system of units (SI) through the NIMT (National Metrology Institute of Thailand) via Certificate number: DA-0043-22

Uncertainty of Measurement:

The reported uncertainty of measurement is based on the standard uncertainty multiplied by a coverage factor k=2, Which for a normal distribution corresponds to a coverage probability of approximately 95%. The standard uncertainty has been determined in accordance with the GUM "Evaluation of measurement uncertainty - Guide to the expression of uncertainty in measurement"

Page 2 of 2 Pages

MEASUREMENT RESULTS⁵

The wind direction sensor was calibrated against standard rotary encoder by comparison method. During calibration, the measurement was carried out at 45° intervals in clockwise and counterclockwise directions after offset adjustment has been made. The flow speed of wind tunnel (usually 5 m/s) is kept constant while the sensor is rotated around its vertical axis. The results of calibration and associated measurement uncertainties are reported in the table below.

Air speed m/s	D _{std} Degree (°)	D _{unc} Degree (°)	Error Degree (°)	U (k=2) Degree (°)
5.00	45.000	42	-3	1.0
	90.000	87	-3	1.0
	135.000	133	-2	1.0
	180.000	181	1	1.0
	225.000	229	4	1.0
	270.001	273	3	1.0
	315.000	317	2	1.0
	360.000	359	-1	1.0

Remark:

⁵ Calibration results only count for the tested circumstances and environmental conditions during which calibration took place.

⁶ Direction of standard

⁷ Direction of Unit Under Calibration

End of Certificate of Calibration



CERTIFICATE OF CALIBRATION

Certificate No. : CDT-038-66
Page 1 of 2

Equipment Name: Data Logger with Temperature sensor
Manufacturer: Novalynx
Model: 110-WS-25DL-D
Serial No.: A5816
ID No.: RYG_FS0545

Customer
Name: ALS laboratory group (Thailand) Co., Ltd.
Address: 104 Phatthanakan 40, Phatthanakan Rd.,
Khwaeng Suan Luang, Khet Suan Luang, Bangkok
10250 Thailand.

Received date: 11 Jul 2023
Calibration date: 21 Jul 2023
Issue date: 21 Jul 2023

Reference Used During Calibration

1. Standard Temperature Probe Model: STS-100 A500,
Serial No.: 667682-09, Due date: 28 Mar 2024
2. Digital Temperature Indicator Model: DTI-1000-A MK
II, Serial No.: 671407-00591 Due date: 22 July 2023

Calibration Condition
Temperature: (23±3)°C
Relative Humidity: (55±15)%

Calibration Procedure

The temperature calibration was done by In-House calibration method as WI-CL-001 according to comparison method with standard digital temperature indicator and standard temperature probe. The temperature scale use was based on ITS-90.

Traceability

The measurement results are traceable to the international system of units (SI) through National Institute of Metrology Thailand (NIMT) Certificate number: TT-0038-23, Certificate number: ER-0092-22

Noted: The certificate is valid only to the item calibrated on date and place of calibration.

Calibrated by

☐ Mr. Sorawit Thachalad
☒ Miss Jitraporn Lertsomphol
☐ Miss Ruangrumpai Phoommit



Approved Sign

THIS CERTIFICATE MAY NOT BE REPRODUCED EXCEPT IN FULL UNLESS PERMISSION FOR REPRODUCTION HAS BEEN OBTAINED IN WRITING FROM THE LABORATORY.

Certificate No. : CDT-038-66
Page 2 of 2

Result of Calibration: ☒ Without Adjustment ☐ With Adjustment

Calibration Range: 20-40 °C

Function:

This equipment was connected with temperature sensor Model: HMP60 S/N: T2320595.

Dimension : Diameter 12 mm. Length 80 mm.

Immersion Depth (mm)	Standard Reading (°C)	UUC Reading (°C)	Error (°C)	Uncertainty (°C)
70	20.060	19.6	-0.5	0.099
70	25.055	24.6	-0.4	0.14
70	30.050	29.7	-0.4	0.099
70	35.043	34.5	-0.5	0.099
70	40.036	39.5	-0.5	0.099

UUC* : Unit Under Calibration

The reported expanded uncertainty is based on standard uncertainty multiplied by a coverage factor k=2 providing a level of confidence of approximately 95%.

★ End of Certificate ★



CERTIFICATE OF CALIBRATION

Calibration No.: RH-02072023
Page 1 of 1 Pages

Measurement Item : Relative humidity with data logger
Manufacturer : Novallux
Model/Type : 110-WS-25DL-D
Serial Number : A5816
ID No. : RY0_F80546
Customer : ALS laboratory group (Thailand) Co., Ltd.
104 Phatthanakan 40, Phatthanakan Rd, Khwaeng Suan Luang, Khet Suan Luang, Bangkok 10250 Thailand.

Environmental Condition:
The measurement was carried out in an ambient temperature of (25±3)°C, and relative humidity of (50±15)%.

Measurement Method:
Unit Under Calibration (UUC) was calibrated by comparison method with standard chilled mirror hygrometer model: 1860-3 in the humidity generator chamber to determine the errors.

Traceability:
This instrument was calibrated using standard equipment whose accuracy is traceability through National Institute of Standards and Technology to the international system of units (SI) via MCS Calibration, Inc. Certificate number: 20926-001. Due date: Sep 26, 2024.

Measurement Date : Jul 21, 2023
Issued Date : Jul 21, 2023

Measurement Results:
This equipment was connected with indoor air quality probe and Displayed (UFI) on display. Model: HMP60, Serial number: T2320595.

Calibration was performed in the range of 20%RH to 80%RH
The results of calibration are reported in table below.

Determined (%RH)	Standard (%RH)	UUC (%RH)	Error (%RH)	Uncertainty ±(%RH)
20	20.05	17.5	-2.6	0.52
50	50.23	46.5	-3.7	0.51
80	80.25	75.5	-4.8	0.51

Performed by
☒ Mr. Sorwut Thachalad
☒ Miss Jitraporn Lertsomphol
☒ Miss Ruangrumpai Phoommit



THIS CALIBRATION REPORT MAY NOT BE REPRODUCED EXCEPT IN FULL UNLESS PERMISSION FOR REPRODUCTION HAS BEEN OBTAINED IN WRITING FROM THE LABORATORY.

Jiranatee Associates Co., Ltd.
63/14-15, 67/35-36
Petchkasem 7/71, Rd Walthapra, Bangkokyai,
Bangkok 10600(Thailand)
Tel: +66(0)28680812
Mobile: +66(0)28680813
E-mail: jnac-calibration@jiranatee.com
Web site: www.jiranatee.com

Accredited calibration laboratory
ISO/IEC 17025:2017
NSC-TIS-TIS 17025
CALIBRATION 0367

Air speed measurement laboratory
Calibration services department.

Certificate Number
CWS-029-67

CERTIFICATE OF CALIBRATION

Page 1 of 2 Pages

MEASUREMENT ITEM : Cup anemometer
MANUFACTURER : Novallux
MODEL/TYPE : Sensor: WS-02F
Data logger: WS-25DL
SERIAL NUMBER : Sensor: WSD-A4481
Data logger: A4481
ID NUMBER : BKK_F50141
CONDITION AS-RECEIVED : Used item
CUSTOMER : ALS laboratory group (Thailand) Co., Ltd.
104 Phatthanakan 40, Phatthanakan Rd, Khwaeng Suan Luang, Khet Suan Luang, Bangkok 10250 Thailand.

RECEIVED DATE : 08 Aug 2024
MEASUREMENT DATE : 20 Aug 2024
ISSUE DATE : 20 Aug 2024

ENVIRONMENTAL CONDITIONS:

Ambient condition in the laboratory are as follow:

Temperature : 23.0 ± 3.0 °C
Relative Humidity : 55.0 ± 15.0 %RH
Atmospheric Pressure : 1010±10 hPa

PLACE OF CALIBRATION : Effel type wind tunnel of Jiranatee Associates Co., Ltd.

CALIBRATION CONDITIONS : Wind tunnel cross-section area¹ : 900 cm²
Wind direction frontal area² : 100 cm²
Diameter of mounting pipe³ : mm
Blockage ratio of test object⁴ : 0.111 [-]

Preconditioning : 24 hours at ambient conditions.
Measurement Condition : The average values during measurement are (23.9) °C, (42.7) %RH and (1005.0) hPa.

TABULATION OF RESULTS:

The table on next page give the measured values.

Calibrated by:
☒ Mr. Sorwut Thachalad
☒ Miss Jitraporn Lertsomphol

Remarks:

¹ Nozzle cross-section area of the wind tunnel
² Projected cross-section area of the tested object include mounting pipe
³ Diameter of mounting pipe
⁴ Ratio "a" to "b"

THIS CERTIFICATE OF CALIBRATION MAY NOT BE REPRODUCED EXCEPT IN FULL UNLESS PERMISSION FOR REPRODUCTION HAS BEEN OBTAINED IN WRITING FROM THE LABORATORY

Certificate Number
CWS-029-67

Page 2 of 2 Pages

MEASUREMENT RESULTS¹

The Cup anemometer, Unit Under Calibration (UUC) was exercise at 10 m/s for 5 minutes prior to calibration being performed. The standard air velocity 0.5 m/s to 5 m/s was calculated by a standard air velocity transducer which was installed 30 mm away from wind tunnel nozzle and installed 40 mm away from tip of the test section and the standard air velocity 5 m/s to 30 m/s was calculated by a pitot tube with precision differential pressure meter which was installed 50 mm away from wind tunnel nozzle and installed 40 mm away from top of the test section, UUC was mounted on a round vertical tube of the lower plate at center of test section. The calibration was carried out under both rising and falling air velocity in the range of 1 m/s to 16 m/s at calibration interval of 1 m/s. The results of calibration and associated measurement uncertainties are reported in the table below.

V_{std} (m/s)	Temp. wind tunnel (°C)	Temp. room (°C)	V_{UUC} (m/s)	Error (m/s)	U (k=2) (m/s)
1.015	23.50	23.90	0.8	-0.2	0.31
2.041	24.28	23.90	1.8	-0.2	0.31
3.007	23.30	23.90	2.9	-0.1	0.31
4.108	23.34	23.90	3.8	-0.3	0.31
4.98	23.36	23.90	5.0	0.0	0.31
5.95	23.50	23.90	6.0	0.1	0.31
7.02	23.14	23.90	7.1	0.1	0.31
7.96	23.30	23.90	8.0	0.1	0.31
8.98	23.26	23.90	9.3	0.3	0.31
9.96	23.16	23.90	10.1	0.1	0.31
10.95	23.50	23.90	11.1	0.1	0.31
12.02	23.30	23.90	12.2	0.1	0.31
12.94	23.50	23.90	13.2	0.2	0.31
14.08	23.38	23.90	14.2	0.1	0.31
15.02	23.60	23.90	15.2	0.2	0.31
15.95	23.50	23.90	16.3	0.3	0.31

Remark:

¹ Calibration results only count for the tested circumstances and environmental conditions during with calibration took place

² Velocity of standard

³ Velocity of Unit Under Calibration

PHOTO OF CALIBRATION SET-UP



Calibration set-up of the Cup anemometer calibration in the wind tunnel of Jiranatee Associates Co., Ltd. The Cup anemometer shown may differ from the calibrated one. Remark: The proportion of the set-up is not true to scale due to imaging geometry.



Jiranatee Associates Co., Ltd.
63/14-15, 67/35-36
Petchkasem 7/71, Rd Walthapra, Bangkokyai,
Bangkok 10600(Thailand)
Tel: +66(0)28680812
Mobile: +66(0)28680813
E-mail: jnac-calibration@jiranatee.com
Web site: www.jiranatee.com

Accredited calibration laboratory
ISO/IEC 17025:2017
NSC-TIS-TIS 17025
CALIBRATION 0367

Wind direction measurement laboratory
Calibration services department.

Certificate Number
CWD-029-67

CERTIFICATE OF CALIBRATION

Page 1 of 2 Pages

MEASUREMENT ITEM : Wind Direction Sensor
MANUFACTURER : Novallux
MODEL/TYPE : Sensor: WS-02F
Data logger: WS-25DL
SERIAL NUMBER : Sensor: WSD-A4481
Data logger: A4481
ID NUMBER : BKK_F50141
CONDITION AS-RECEIVED : Used item
CUSTOMER : ALS laboratory group (Thailand) Co., Ltd.
104 Phatthanakan 40, Phatthanakan Rd, Khwaeng Suan Luang, Khet Suan Luang, Bangkok 10250 Thailand.

RECEIVED DATE : 08 Aug 2024
MEASUREMENT DATE : 20 Aug 2024
ISSUE DATE : 20 Aug 2024

ENVIRONMENTAL CONDITIONS:

Ambient condition in the laboratory are as follow:

Temperature : 23.0 ± 3.0 °C
Relative Humidity : 55.0 ± 15.0 %RH
Atmospheric Pressure : 1010±10 hPa

PLACE OF CALIBRATION : Effel-type wind tunnel of Jiranatee Associates Co., Ltd.

CALIBRATION CONDITION : Wind tunnel cross-section area¹ : 900 cm²
Wind direction frontal area² : 129 cm²
Diameter of mounting pipe³ : mm
Blockage ratio of test object⁴ : 0.143 [-]

Preconditioning : 24 hours at ambient conditions.
Measurement Condition : The average values during measurement are (23.7) °C, (45.7) %RH and (1007.7) hPa.

TABULATION OF RESULTS:

The table on next page give the measured values.

Calibrated by:
☒ Mr. Sorwut Thachalad
☒ Miss Jitraporn Lertsomphol

Remarks:

¹ Nozzle cross-section area of the wind tunnel
² Projected cross-section area of the tested object include mounting pipe
³ Diameter of mounting pipe
⁴ Ratio "a" to "b"

THIS CERTIFICATE OF CALIBRATION MAY NOT BE REPRODUCED EXCEPT IN FULL UNLESS PERMISSION FOR REPRODUCTION HAS BEEN OBTAINED IN WRITING FROM THE LABORATORY

Certificate Number
CWD-029-67

Page 2 of 2 Pages

MEASUREMENT RESULTS³

The wind direction sensor was calibrated against standard rotary encoder by comparison method. During calibration, the measurement was carried out at 45° intervals in clockwise and counterclockwise directions after offset adjustment has been made. The flow speed of wind tunnel (usually 5 m/s) is kept constant while the sensor is rotated around its vertical axis. The results of calibration and associated measurement uncertainties are reported in the table below.

Air speed m/s	D _{ref} Degree (°)	D _{unc} Degree (°)	Error Degree (°)	U (k=2) Degree (°)
5.01	45.000	41	-4	0.80
	90.000	87	-3	0.80
	135.000	134	-1	0.80
	180.000	182	2	0.80
	225.000	230	5	0.80
	270.000	275	5	0.80
	315.000	320	5	0.80
	360.000	359	-1	0.80

Remark:

¹ Calibration results only count for the tested circumstances and environmental conditions during which calibration took place

² Direction of standard

³ Direction of Unit Under Calibration

End of Certificate of Calibration



INNOVATIVE INSTRUMENT CALIBRATION LAB
INNOVATIVE INSTRUMENT CO., LTD. HEAD OFFICE
7139 MOO 13, SOI SUTINAKORN 11 TAMBON BANG KAE O,
AMPHOE BANG PHU SAMUT PRAKAN PROVINCE 10540 THAILAND
TEL: (66)0-2116-5860-1 FAX: (66)0-2116-7140



Page 1/2

Certificate of Calibration

Customer

Name : ALS Laboratory Group Thailand Co., Ltd.
Address : 104 Soi Phatthanaikan 40, Phatthanaikan Road, Suan Luang, Bangkok
10250

Certificate No : 24-AFM-018 Rev.1

Request No : Req-2024-0043

Unit Under Calibration Details

Measurement Item : Air Flow Meter
Manufacturer : Bros
Model : Defender 510-L
Serial Number : 206895
ID : BKK_FS1346

Sensor Model : -

Sensor Serial Number : -

Location of Calibration : LAB 4 AIR VELOCITY METER

Calibration Environment and Details

Temperature : 23 °C ± 3 °C
Humidity : 55 %RH ± 20 %RH
Barometric Pressure : 1013 hPa ± 10 hPa
Received Date : 3 January 2024
Calibration Date : 29 January 2024

Calibration Procedure : In-house method CP-AFM-01 by Comparison technique with Standard Primary Flow Calibrator

Reference Standard	Model	Serial Number	Traceable	Due Calibration
Air Flow Meter	Gilibrator 3 Low flow	18501010006	Sensodyne	12 July 2024
Air Flow Meter	Gilibrator 3 Standard flow	19031011003	Sensodyne	12 July 2024
Temperature meter	GT 11	08000057	Qreborn	27 February 2024
Pressure meter	CPG2400	41000KDU/651882	TPA	9 November 2024

Traceability :

This Certificate is traceable to SI Unit through Sensodyne A2LA Accreditation No. 3943.01

Note :

The reported uncertainty is based on standard uncertainty multiplied by the Coverage Factor $k = 2$, providing a level of confidence approximately 95 %.

This Certificate was issued to replace to Calibration Certificate No. 24-AFM-018

The results related only to the item calibrated. The certificate shall not be reproduced except in full, without written approval of the Innovative Instrument Co., Ltd.

FM-708-AFM-01 Rev.01 Issue date 25/01/24

INNOVATIVE INSTRUMENT CALIBRATION LAB
INNOVATIVE INSTRUMENT CO., LTD. HEAD OFFICE
7139 MOO 13, SOI SUTINAKORN 11 TAMBON BANG KAE O,
AMPHOE BANG PHU SAMUT PRAKAN PROVINCE 10540 THAILAND
TEL: (66)0-2116-5860-1 FAX: (66)0-2116-7140



Page 2/2

Certificate No : 24-AFM-018 Rev.1

Request No : Req-2024-0043

Result of Calibration : Without Adjustment

Temperature T (°C)	Pressure P (kPa)	STD (ml/min)	UUC (ml/min)	Error (ml/min)	Uncertainty (ml/min)
25.00	101.66	20	20.148	0.1	1.3
25.00	101.67	100	99.409	-0.6	2.8
24.90	101.63	199	197.46	-1.5	5.6
25.00	101.61	300	298.15	-1.8	8.4
24.90	101.60	399	400.13	1	11
24.90	101.59	480	478.02	-2.0	6.8

Note STD : Standard UUC : Unit Under Calibration

- UUC Reference Condition : At atmospheric pressure and room temperature condition

- Flow Rate was corrected for non-standard operating condition by using equation :

$$Q_{meas} = Q_{ref} \times \frac{P_{ref}}{P_{meas}} \times \frac{T_{meas}}{T_{ref}}$$

where Q = Flow Rate P = Absolute Pressure T = Absolute Temperature
Meas = Measurement Condition ref = Standard Condition

* Indicates non-accredited

End of Certificate



BKK_FS0614

Calibration Certificate

Certificate No. 610563
Product 200-510M Defender 510 Medium Flow
Serial No. 151114
Cal. Date 21-May-2024

Sold To:

All calibrations are performed in accordance with ISO 17025 at Mesa Laboratories, Inc., 12100 W. 6th Ave, Lakewood, CO 80228, an ISO 17025:2017 accredited laboratory through NVLAP. This report shall not be reproduced except in full without the written approval of the laboratory. Results only relate to the items calibrated. This report must not be used to claim product certification, approval, or endorsement by NVLAP, NIST, or any agency of the U.S. Government.

As Received Calibration Data

Technician	Derek Delafo		Lab. Pressure	614.2 mmHg
			Lab. Temperature	24.3 °C
Instrument Reading	Lab Standard Reading	Deviation	Allowable Deviation	As Received
0 ccm	4504.81 ccm	-100.0%	1.00%	Out of Tolerance
0 ccm	1000.98 ccm	-100.0%	1.00%	Out of Tolerance
0 ccm	249.55 ccm	-100.0%	1.00%	Out of Tolerance

Mesa Laboratories Standards Used

Description	Standard Serial Number	Calibration Date	Calibration Due Date
ML-800-24	117991	13-Nov-2023	13-Nov-2024

Mesa Laboratories Inc. 12100 W. 6th Ave, Lakewood, CO 80228 USA
(303) 897-4900 www.mesalabs.com Symbol "MLAB" on the NASDAQ

The results related only to the item calibrated. The certificate shall not be reproduced except in full, without written approval of the Innovative Instrument Co., Ltd.

FM-708-AFM-01 Rev.01 Issue date 25/01/24

As Shipped Calibration Data

Certificate No	610563	Lab. Pressure	517 mmHg
Technician	Derek Dellage	Lab. Temperature	24.6 °C
Instrument Reading	Lab Standard Reading	Deviation	Allowable Deviation
4482.47 ccm	4493.49 ccm	-0.25%	1.00%
997.25 ccm	996.83 ccm	0.04%	1.00%
248.51 ccm	248.67 ccm	-0.06%	1.00%
			As Shipped
			In Tolerance
			In Tolerance

Mesa Laboratories Standards Used

Description	Standard Serial Number	Calibration Date	Calibration Due Date
ML-800-24	211063	04-Oct-2023	04-Oct-2024

Calibration Notes

The expanded uncertainty of flow has a coverage factor of $k=2$ for a confidence interval of approximately 95%.
Flow testing is in accordance with our test number MP-00672 with an expanded uncertainty of 0.27% using high-purity nitrogen or filtered laboratory air.
Traceability to the International System of Units (SI) is verified by accreditation to ISO/IEC 17025 by NVLAP under NVLAP Code 200661-0.

Technician Notes:

By:

Derek Dellage
Production Assembler IITroy Tracker
Quality Engineer

Mesa Laboratories, Inc. certifies that the above instrument meets or exceeds published specifications, and that the calibration results in this certificate were obtained using equipment capable of producing results that are traceable through NIST to the International System of Units (SI). Calibration results are in compliance with ISO/IEC 17025:2017. Calibrations process has a Test Uncertainty Ratio (TUR) of 4:1 or greater. Any Pass/Fail determination is made without taking measurement uncertainty into account and is based on UUT performance against required tolerance only.

Mesa Laboratories Inc. 12100 W 6th Ave, Lakewood, CO 80228 USA
(303) 987-8000 www.mesalabs.com Symbol "MLAB" on the NASDAQ

FM-00228 Rev. B

Certificate of Calibration

Customer

Name : ALS Laboratory Group Thailand Co., Ltd.
Address : 104 Soi Phathanakan 40, Phathanakan Road, Suan Luang, Bangkok
10250

Certificate No : 24-AFM-033

Request No : Req-2024-0241

Unit Under Calibration Details

Measurement Item : Primary Flow Calibrator
Manufacturer : Bios
Model : Defender 510-L
Serial Number : 130027
ID : RYG_FS0208

Sensor Model : -

Sensor Serial Number : -

Location of Calibration : LAB 4 AIR VELOCITY METER

Calibration Environment and Details

Temperature : 23 °C ± 3 °C
Humidity : 55 %RH ± 20 %RH
Barometric Pressure : 1013 hPa ± 10 hPa
Received Date : 31 January 2024
Calibration Date : 13 February 2024

Calibration Procedure : In-house method CP-AFM-01 by Comparison technique with Standard Primary Flow Calibrator

Reference Standard	Model	Serial Number	Traceble	Due Calibration
Air Flow Meter	Gilibrator 3 Low flow	18501010006	Sensidyne	12 July 2024
Air Flow Meter	Gilibrator 3 Standard flow	19031011003	Sensidyne	12 July 2024
Temperature meter	GT 11	080000057	Qreborn	27 February 2024
Pressure meter	CPG2400	41000KDU/651882	TPA	9 November 2024

Traceability :

This Certificate is traceable to SI Unit through Sensidyne A2LA Accreditation No. 3943.01

Note :

The reported uncertainty is based on standard uncertainty multiplied by the Coverage Factor $k=2$, providing a level of confidence approximately 95 %.

Calibration By :

Mr. Noppadon Luangart
Service Calibration Engineer

Approved By :

Mr. Puch Mathavom
Calibration Engineer Supervisor

Issue Date : 13 February 2024

The results related only to the item calibrated. The certificate shall not be reproduced except in full, without written approval of the Innovative Instrument Co., Ltd.
FM-708-AFM-01 Rev.01 Issue date 25/01/24

Certificate No : 24-AFM-033

Request No : Req-2024-0241

Result of Calibration : Without Adjustment

Temperature	Pressure	STD	UUC	Error	Uncertainty
(°C)	(kPa)	(cc/min)	(cc/min)	(cc/min)	(cc/min)
24.50	101.26	20	19.965	0.0	1.3
24.20	101.25	101	100.50	-0.5	2.8
24.00	101.31	200	199.13	-0.9	5.6
23.90	101.42	301	303.56	2.6	8.4
24.10	101.41	401	404.57	4	11
24.10	101.49	480	483.81	3.8	7.0

Note

STD : Standard UUC : Unit Under Calibration
- UUC Reference Condition : At atmospheric pressure and room temperature condition
- Flow Rate was corrected for non-standard operating condition by using equation :

$$Q_{\text{meas}} = Q_{\text{ref}} \times \frac{P_{\text{ref}}}{P_{\text{meas}}} \times \frac{T_{\text{meas}}}{T_{\text{ref}}}$$

where Q = Flow Rate P = Absolute Pressure T = Absolute Temperature
Meas = Measurement Condition ref = Standard Condition

* Indicates non accredited

End of Certificate

The results related only to the item calibrated. The certificate shall not be reproduced except in full, without written approval of the Innovative Instrument Co., Ltd.

FM-708-AFM-01 Rev.01 Issue date 25/01/24

Certificate of Calibration

Customer

Name : ALS Laboratory Group Thailand Co., Ltd.
Address : 104 Soi Phathanakan 40, Phathanakan Road, Suan Luang, Bangkok
10250

Certificate No : 24-AFM-032

Request No : Req-2024-0240

Unit Under Calibration Details

Measurement Item : Primary Flow Calibrator
Manufacturer : Bios
Model : Defender 510-M
Serial Number : 129958
ID : RYG_FS0209

Sensor Model : -

Sensor Serial Number : -

Location of Calibration : LAB 4 AIR VELOCITY METER

Calibration Environment and Details

Temperature : 23 °C ± 3 °C
Humidity : 55 %RH ± 20 %RH
Barometric Pressure : 1013 hPa ± 10 hPa
Received Date : 31 January 2024
Calibration Date : 13 February 2024

Calibration Procedure : In-house method CP-AFM-01 by Comparison technique with Standard Primary Flow Calibrator

Reference Standard	Model	Serial Number	Traceble	Due Calibration
Air Flow Meter	Gilibrator 3 Low flow	18501010006	Sensidyne	12 July 2024
Air Flow Meter	Gilibrator 3 Standard flow	19031011003	Sensidyne	12 July 2024
Temperature meter	GT 11	080000057	Qreborn	27 February 2024
Pressure meter	CPG2400	41000KDU/651882	TPA	9 November 2024

Traceability :

This Certificate is traceable to SI Unit through Sensidyne A2LA Accreditation No. 3943.01

Note :

The reported uncertainty is based on standard uncertainty multiplied by the Coverage Factor $k=2$, providing a level of confidence approximately 95 %.

Calibration By :

Mr. Noppadon Luangart
Service Calibration Engineer

Approved By :

Mr. Puch Mathavom
Calibration Engineer Supervisor

Issue Date : 13 February 2024

The results related only to the item calibrated. The certificate shall not be reproduced except in full, without written approval of the Innovative Instrument Co., Ltd.
FM-708-AFM-01 Rev.01 Issue date 25/01/24

Certificate No : 24-AFM-032

Request No : Req-2024-0240

Result of Calibration : Without Adjustment

Temperature (°C)	Pressure (kPa)	STD (cc/min)	UUC (cc/min)	Error (cc/min)	Uncertainty (cc/min)
23.80	101.89	95	100.13	5.1	2.8
23.90	101.71	501	513.93	12.9	7.2
24.18	101.62	1006	1019.3	13	14
24.00	101.81	1997	2023.0	26	29
24.10	101.87	2999	3035.5	37	45
24.60	102.00	3944	3991.8	48	59
24.60	102.08	4739	4790.5	52	72

Note
STD : Standard UUC : Unit Under Calibration
- UUC Reference Condition : At atmospheric pressure and room temperature condition
- Flow Rate was corrected for non-standard operating condition by using equation :

$$Q_{meas} = Q_{ref} \times \frac{P_{ref}}{P_{meas}} \times \frac{T_{meas}}{T_{ref}}$$

where Q = Flow Rate P = Absolute Pressure T = Absolute Temperature
Meas = Measurement Condition ref = Standard Condition

* Indicates non accredited

End of Certificate

The results related only to the item calibrated. The certificate shall not be reproduced except in full, without written approval of the Innovative Instrument Co., Ltd.

FM-708-AFM-01 Rev.01 Issue date 25/01/24

Certificate of Calibration

Customer

Name : ALS Laboratory Group Thailand Co., Ltd.
Address : 104 Soi Phatthananak 40, Phatthananak Road, Suan Luang,
Bangkok 10250

Certificate No : 24-AFM-174

Request No : Req-2024-1861

Unit Under Calibration Details

Measurement Item : Air Flow Meter
Manufacturer : MesaLabs
Model : 510-M
Serial Number : 208345
ID : BKK_FS1347

Accuracy : 1% of Reading

Sensor Model : -

Sensor Serial Number : -

Instrument Status : Used

Location of Calibration : LAB 4 AIR VELOCITY METER

Calibration Environment and Details

Temperature : 23 °C ± 3 °C
Humidity : 55 %RH ± 20 %RH
Barometric Pressure : 1013 hPa ± 10 hPa
Received Date : 22 August 2024
Calibration Date : 28 August 2024

Calibration Procedure : In-house method CP-AFM-01 by Comparison technique with Standard Primary Flow Calibrator

Reference Standard	Model	Serial Number	Traceable	Due Calibration
Air Flow Meter	Gilibrator 3 Low flow	18501010006	Sensidyne	6 August 2025
Air Flow Meter	Gilibrator 3 Standard flow	19031011003	Sensidyne	2 August 2025
Temperature meter	GT 11	08000057	Qreborn	1 March 2025
Pressure meter	CPG2400	41000KDU/651882	TPA	9 November 2024

Traceability :

This Certificate is traceable to SI Unit through Sensidyne A2LA Accreditation No. 3943.01

Note :

The reported uncertainty is based on standard uncertainty multiplied by the Coverage Factor k = 2, providing a level of confidence approximately 95 %.

Calibration By :

Mr. Noppadon Luangart
Service Calibration Engineer

Approved By :

Mr. Pacit Mathavorn

Calibration Engineer Supervisor

Issue Date :

28 August 2024

The results related only to the item calibrated. The certificate shall not be reproduced except in full, without written approval of the Innovative Instrument Co., Ltd.

FM-708-AFM-01 Rev.04 Issue date 17/6/24

Certificate No : 24-AFM-174

Request No : Req-2024-1861

Result of Calibration : Without Adjustment

Temperature (°C)	Pressure (kPa)	STD (cc/min)	UUC (cc/min)	Error (cc/min)	Uncertainty (cc/min)	MPE (cc/min)	Result
22.30	100.57	100	99.526	-0.5	2.8	1	N/A
22.40	100.61	499	500.48	1.5	7.3	5	N/A
22.50	100.56	1004	1004.8	1	15	10	N/A
22.60	100.54	2008	2003.3	-5	29	20	N/A
22.80	100.62	3034	3032.1	-2	45	30	N/A
23.20	100.71	4032	4022.4	-10	60	40	N/A
23.40	100.73	5060	5056.4	-4	79	51	N/A

Note
STD : Standard UUC : Unit Under Calibration
- UUC Reference Condition : At atmospheric pressure and room temperature condition
- Flow Rate was corrected for non-standard operating condition by using equation :

$$Q_{meas} = Q_{ref} \times \frac{P_{ref}}{P_{meas}} \times \frac{T_{meas}}{T_{ref}}$$

where Q = Flow Rate P = Absolute Pressure T = Absolute Temperature
Meas = Measurement Condition ref = Standard Condition

* Indicates non accredited

MPE = Maximum Permissible Error (Specified in Manufacturer's Specifications)

N/A = Not Available, Customer does not require a statement of conformity.

The results related only to the item calibrated. The certificate shall not be reproduced except in full, without written approval of the Innovative Instrument Co., Ltd.

FM-708-AFM-01 Rev.04 Issue date 17/6/24

Certificate No : 24-AFM-174

Request No : Req-2024-1861

Decision Rule for Statements of Conformity

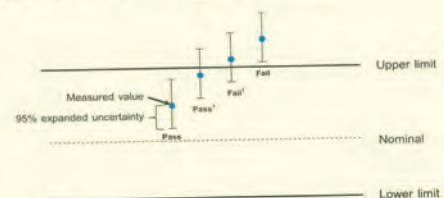
The standard decision rule employed for the statements of conformity to each calibration result will be applied using ILAC-G8:09/2019: Guidelines on the Reporting of Compliance with Specification as following Fig. and statements:

Pass - The measurement result plus the expanded uncertainty with a 95% coverage probability were within the limit.

Pass¹ - The measurement result was within the limit. However, a portion of the expanded uncertainty of measurement at 95% exceeds the limit.

Fail¹ - The measurement result was out of the limit. However, a portion of the expanded uncertainty of measurement at 95% is within the limit.

Fail - The measurement result plus the expanded uncertainty with a 95% coverage probability were outside the limit.



End of Certificate

The results related only to the item calibrated. The certificate shall not be reproduced except in full, without written approval of the Innovative Instrument Co., Ltd.

FM-708-AFM-01 Rev.04 Issue date 17/6/24



Certificate of Calibration

Customer
Name : ALS Laboratory Group Thailand Co., Ltd.
Address : 104 Soi Phatthakan 40, Phatthakan Road, Suan Luang,
Bangkok 10250

Certificate No : 24-AFM-177
Request No : Req-2024-1862

Unit Under Calibration Details

Measurement Item : Air Flow Meter
Manufacturer : Bios
Model : Defender 510-L
Serial Number : 130026
ID : BKK_FS0619

Accuracy : 1% of Reading
Sensor Model : -
Sensor Serial Number : -
Instrument Status : Used

Location of Calibration : LAB 4 AIR VELOCITY METER

Calibration Environment and Details

Temperature : 23 °C ± 3 °C
Humidity : 55 %RH ± 20 %RH
Barometric Pressure : 1013 hPa ± 10 hPa
Received Date : 22 August 2024
Calibration Date : 9 September 2024
Calibration Procedure : In-house method CP-AFM-01 by Comparison technique with Standard Primary Flow Calibrator

Reference Standard	Model	Serial Number	Traceable	Due Calibration
Air Flow Meter	Gilibrator 3 Low flow	18501010006	Sensidyne	6 August 2025
Air Flow Meter	Gilibrator 3 Standard flow	19031011003	Sensidyne	2 August 2025
Temperature meter	GT 11	98000057	Oreborn	1 March 2025
Pressure meter	CPG2400	41000KDU/651882	TPA	9 November 2024

Traceability :

This Certificate is traceable to SI Unit through Sensidyne A2LA Accreditation No. 3943.01

Note :

The reported uncertainty is based on standard uncertainty multiplied by the Coverage Factor $k = 2$, providing a level of confidence approximately 95 %.

Calibration By :
Mr. Noppadon Luangart
Service Calibration Engineer

Approved By :
Mr. Pacit Mathavorn
Calibration Engineer Supervisor
Issue Date : 9 September 2024

The results related only to the item calibrated. The certificate shall not be reproduced except in full, without written approval of the Innovative Instrument Co., Ltd.

FM-708-AFM-01 Rev.04 Issue date 17/6/24



Certificate No : 24-AFM-177
Request No : Req-2024-1862

Result of Calibration : Without Adjustment

Temperature (°C)	Pressure (kPa)	STD (cc/min)	UUC (cc/min)	Error (cc/min)	Uncertainty (cc/min)	MPE (cc/min)	Result
24.70	100.92	20	20.192	0.2	1.3	0.2	N/A
24.70	100.90	100	99.923	-0.1	2.8	1.0	N/A
24.70	100.94	201	200.7	-0.3	5.6	2.0	N/A
24.70	100.97	298	300.1	2.1	8.4	3.0	N/A
24.70	100.99	403	399.1	-4	11	4.0	N/A
24.80	101.05	482	477.6	-4.4	6.9	4.8	N/A

Note : STD : Standard UUC : Unit Under Calibration
- UUC Reference Condition : At atmospheric pressure and room temperature condition
- Flow Rate was corrected for non-standard operating condition by using equation :

$$Q_{meas} = Q_{ref} \times \frac{P_{ref}}{P_{meas}} \times \frac{T_{meas}}{T_{ref}}$$

where Q = Flow Rate P = Absolute Pressure T = Absolute Temperature
Meas = Measurement Condition ref = Standard Condition

* Indicates non accredited

MPE = Maximum Permissible Error (Specified in Manufacturer's Specifications)

N/A = Not Available, Customer does not require a statement of conformity.

The results related only to the item calibrated. The certificate shall not be reproduced except in full, without written approval of the Innovative Instrument Co., Ltd.

FM-708-AFM-01 Rev.04 Issue date 17/6/24



Certificate No : 24-AFM-177
Request No : Req-2024-1862

Decision Rule for Statements of Conformity

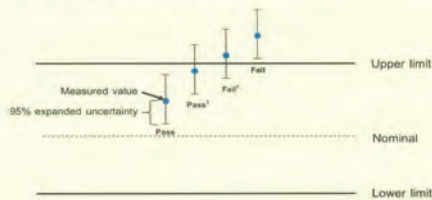
The standard decision rule employed for the statements of conformity to each calibration result will be applied using ILAC-G8:08:2019: Guidelines on the Reporting of Compliance with Specification as following Fig. and statements

Pass - The measurement result plus the expanded uncertainty with a 95% coverage probability were within the limit.

Pass¹ - The measurement result was within the limit. However, a portion of the expanded uncertainty of measurement at 95% exceeds the limit.

Fail¹ - The measurement result was out of the limit. However, a portion of the expanded uncertainty of measurement at 95% is within the limit.

Fail - The measurement result plus the expanded uncertainty with a 95% coverage probability were outside the limit.



End of Certificate

The results related only to the item calibrated. The certificate shall not be reproduced except in full, without written approval of the Innovative Instrument Co., Ltd.

FM-708-AFM-01 Rev.04 Issue date 17/6/24



ROTA METER CALIBRATION RESULT OCTOBER 2024

Rotameter ID.	Calibration Date	Regression Result	Coefficient (R ²)
BKK_FS0573	02 Oct 24	Y = 1.0146x + 4.4306	1.0000
BKK_FS0577	02 Oct 24	Y = 1.1097x + 3.8082	0.9994
BKK_FS0584	02 Oct 24	Y = 1.0163x + 3.55	0.9997
BKK_FS0585	02 Oct 24	Y = 1.0324x + 2.63	0.9997
BKK_FS0587	02 Oct 24	Y = 1.029x + 1.25	0.9999
BKK_FS0591	02 Oct 24	Y = 1.0002x + 15.177	1.0000
BKK_FS0592	02 Oct 24	Y = 1.0003x + 15.506	1.0000
BKK_FS0594	02 Oct 24	Y = 1.0024x + 7.9314	1.0000
BKK_FS1006	02 Oct 24	Y = 1.0705x + 3.1952	1.0000
BKK_FS1007	02 Oct 24	Y = 1.0983x + 4.1833	0.9998
BKK_FS1008	02 Oct 24	Y = 1.1231x + 0.8782	0.9988
BKK_FS1017	02 Oct 24	Y = 1.0361x + 2.7864	0.9998
BKK_FS1018	02 Oct 24	Y = 1.0137x + 0.9333	1.0000
BKK_FS1019	02 Oct 24	Y = 1.0016x + 6.9648	1.0000
BKK_FS1026	02 Oct 24	Y = 1.1424x - 0.8571	0.9975
BKK_FS1027	02 Oct 24	Y = 1.0293x + 3.5233	1.0000
BKK_FS1028	02 Oct 24	Y = 1.0026x + 9.8067	1.0000
BKK_FS1039	02 Oct 24	Y = 1.0041x + 9.1033	0.9993
BKK_FS1040	02 Oct 24	Y = 1.0025x + 1.1619	1.0000
BKK_FS1041	02 Oct 24	Y = 1.0352x + 1.6626	1.0000
BKK_FS1042	02 Oct 24	Y = 1.0015x + 11.25	0.9995
BKK_FS1044	02 Oct 24	Y = 1.1163x + 0.7323	0.9973
PHK_FS0027	02 Oct 24	Y = 1.0849x + 3.3133	0.9991
PHK_FS0028	02 Oct 24	Y = 1.0257x + 1.5667	0.9999
PHK_FS0029	02 Oct 24	Y = 0.9989x + 14.706	1.0000
RYG_FS0195	02 Oct 24	Y = 1.0031x + 10.024	1.0000
RYG_FS0196	02 Oct 24	Y = 1.0047x + 8.6114	1.0000
RYG_FS0197	02 Oct 24	Y = 1.0049x + 10.074	1.0000
RYG_FS0198	02 Oct 24	Y = 1.0051x + 3.3883	1.0000
RYG_FS0199	02 Oct 24	Y = 1.0349x + 2.3983	0.9993
RYG_FS0627	02 Oct 24	Y = 1.0162x + 6.0933	0.9999
RYG_FS0628	02 Oct 24	Y = 1.0035x + 7.8667	0.9999
RYG_FS0654	02 Oct 24	Y = 1.0541x + 2.2446	0.9999
RYG_FS0655	02 Oct 24	Y = 0.9734x + 17.51	0.9997
RYG_FS0656	02 Oct 24	Y = 1.0034x + 8.661	0.9999
RYG_FS0657	02 Oct 24	Y = 1.0322x + 4.2303	0.9999
RYG_FS0658	02 Oct 24	Y = 0.9945x + 10.98	0.9996
RYG_FS0659	02 Oct 24	Y = 1.0022x + 9.2876	1.0000
SGK_FS0135	02 Oct 24	Y = 1.0203x + 3.7733	0.9999



ROTA METER CALIBRATION RESULT OCTOBER 2024

Rotameter ID.	Calibration Date	Regression Result	Coefficient (R ²)
SGK_FS0136	02 Oct 24	$Y = 1.0313x - 1.0933$	0.9999
SGK_FS0138	02 Oct 24	$Y = 1.0479x + 5.8214$	1.0000
SGK_FS0139	02 Oct 24	$Y = 1.0166x + 4.0367$	0.9998
SGK_FS0140	02 Oct 24	$Y = 1.0006x + 14.979$	1.0000
SGK_FS0141	02 Oct 24	$Y = 1.0846x + 3.8398$	1.0000
SGK_FS0142	02 Oct 24	$Y = 1.0211x + 2.0233$	1.0000
SGK_FS0143	02 Oct 24	$Y = 1.0042x + 6.461$	1.0000

Sartorius (Thailand) Co., Ltd.
128 Rama 9 Road, Huaykwang, Huaykwang, Bangkok 10310
Tel: +66 2843 8361-6, e-mail: service.thailand@sartorius.com



SARTORIUS

MSC-T01-T03 17023
CALIBRATION 0436

Certificate of Calibration

Model Number : MSE125P-100-DU Certificate No. : 24BC0071
Description : Semi-micro Balance Issued Date : Friday, February 23, 2024
Serial Number : 0033108993 Reference No. : 229196
ID No. : RYG_EN0004
Manufacturer : Sartorius Page No. : 1 of 3

Customer Name : ALS Laboratory Group (Thailand) Co., Ltd. (Rayong Branch)
616/10 Moo 5 T.Maenam Khu, A.Pluak Daeng, Rayong 21140, Thailand

Calibrated Place : ALS Laboratory Group (Thailand) Co., Ltd. (Balance Room)
616/10 Moo 5 T.Maenam Khu, A.Pluak Daeng, Rayong 21140, Thailand

Calibrated By : Mr.Chonchai Inthana Calibration Procedure No. : This calibration was conducted by
Calibration Date : Thursday, February 22, 2024 Using in-house calibration procedure number (WI-005)
Based on UKAS LAB 14 : 2019

Metrological data : Capacity : 80,120 g Readability : 0.00001/0.0001 g
Reasons for calibration : ☐ New Installation ☐ Service / Repaired ☒ Re-calibration Maintenance
Ambient Conditions : Temperature : 24.0 °C ± 5.0 °C
Humidity : 60.0 % RH ± 10.0 % RH
Pressure : ±
Equipment Condition : ☒ Good Operate ☐ Fail

Measurement Method UKAS Publication Ref : Lab 14
The measurement uncertainty stated is the expanded uncertainty which is obtained from the standard uncertainty multiplied by the coverage factor (k=2) to provide a level of confidence of approximately 95%. It is determined in accordance with the Guide to Expression of Uncertainty in Measurement (GUM). The calibration certificate documents the traceability to National Standards, which realise the Unit of measurement according to the International Standard System of Units (SI). Report of Tolerance came from list of Sartorius Metrological Specifications.

Model Number	Description	Traceability	Certificate No.	Due Date
YC5011-522-00	Sartorius weight set 1mg - 5000g E2.YC5011-522-00	TCS	M2306197S	23-Aug-2025
MHB-382SD	Humidity/Balance/Temp. Lutron MHB-382SD	DKSH	C19231845	23-Aug-2024

This certificate relate and apply this equipment only.
This certificate may not be reproduced other than in full except with the prior written approval of the Verification Operation Division
Sartorius (Thailand) Co., Ltd.

SOP FM 33 03 February 2022



Sartorius (Thailand) Co., Ltd.
128 Rama 9 Road, Huaykwang, Huaykwang, Bangkok 10310
Tel: +66 2843 8361-6 Fax: +66 2843 8367, e-mail: service.thailand@sartorius.com

SARTORIUS

Certificate of Calibration

Model Number : MSE125P-100-DU Certificate No. : 24BC0071
Description : Semi-micro Balance Issued Date : Friday, February 23, 2024
Serial Number : 0033108993 Reference No. : 229196
ID No. : RYG_EN0004
Manufacturer : Sartorius Page No. : 2 of 3

Calibration Results : Without Adjustment

Repeatability			Eccentricity (Off-center loading error)		
The reproducibility is the ability of a weighing instrument to display nearly identical readings under constant test conditions when the same load within a measurement range is placed repeatedly on the weighing pan in the same manner. The standard deviation is used to express reproducibility quantitatively.			The off-center loading error is yielded by the difference between the readout of the load, i.e. 1/3 or 1/4 of maximum capacity, placed in the middle of the weighing pan and between each of four additional measurement points (positions defined according to GUM, R79).		
Nominal Value : (Low Load)	5.00003 g	50.00003 g	Nominal value :	50 g	
Tolerance	0.000015 g	0.000015 g	Tolerance	0.00015 g	
Nominal Value : (High Load)	50 g	50 g			Difference
Tolerance	0.000015 g	0.000015 g			1 -
					2 -0.00001
					3 0.00000
					4 0.00001
					5 0.00001
					6 -
Standard Deviation	0.000008	0.000005			

Linearity				
The linearity, also called linearity error, describes the deviation of the characteristic curve of a weighing instrument from the linear slope.				
Tolerance	0.00004 g			
Nominal Value (g)	Conventional Mass Value (g)	Displayed Value (g)	Deviation (g)	Uncertainty (g)
0.01	0.01000	0.01000	0.00000	0.000024
0.1	0.10000	0.10000	0.00000	0.000025
1	1.00000	1.00000	0.00000	0.000027
2	2.00002	2.00002	0.00000	0.000028
5	5.00002	5.00003	0.00001	0.000031
10	10.00002	10.00004	0.00002	0.000036
20	20.00002	20.00002	0.00000	0.000049
30	30.00004	30.00003	-0.00001	0.000089
40	40.00005	40.00003	-0.00002	0.000088
50	50.00002	50.00001	-0.00001	0.000089

Sartorius (Thailand) Co., Ltd.
128 Rama 9 Road, Huaykwang, Huaykwang, Bangkok 10310
Tel: +66 2843 8361-6 Fax: +66 2843 8367, e-mail: service.thailand@sartorius.com

SARTORIUS

Certificate of Calibration

Model Number : MSE125P-100-DU Certificate No. : 24BC0071
Description : Semi-micro Balance Issued Date : Friday, February 23, 2024
Serial Number : 0033108993 Reference No. : 229196
ID No. : RYG_EN0004
Manufacturer : Sartorius Page No. : 3 of 3

Calibration Results : Without Adjustment

Repeatability			Eccentricity (Off-center loading error)		
The reproducibility is the ability of a weighing instrument to display nearly identical readings under constant test conditions when the same load within a measurement range is placed repeatedly on the weighing pan in the same manner. The standard deviation is used to express reproducibility quantitatively.			The off-center loading error is yielded by the difference between the readout of the load, i.e. 1/3 or 1/4 of maximum capacity, placed in the middle of the weighing pan and between each of four additional measurement points (positions defined according to GUM, R79).		
Nominal Value : (Low Load)	100.0000 g	100.0000 g	Nominal value :	50 g	
Tolerance	0.000015 g	0.000015 g	Tolerance	0.00015 g	
Nominal Value : (High Load)	100 g	100 g			Difference
Tolerance	0.000015 g	0.000015 g			1 -
					2 -
					3 -
					4 -
					5 -
					6 -
Standard Deviation	0.00003	0.00003			

Linearity				
The linearity, also called linearity error, describes the deviation of the characteristic curve of a weighing instrument from the linear slope.				
Tolerance	0.0001 g			
Nominal Value (g)	Conventional Mass Value (g)	Displayed Value (g)	Deviation (g)	Uncertainty (g)
65	65.0000	65.0000	0.0000	0.00015
70	70.0000	70.0000	0.0000	0.00015
75	75.0001	75.0000	-0.0001	0.00015
80	80.0001	80.0000	-0.0001	0.00016
85	85.0001	85.0001	0.0000	0.00018
90	90.0001	90.0001	0.0000	0.00017
95	95.0001	95.0001	0.0000	0.00019
100	100.0000	100.0000	0.0000	0.00024
110	110.0000	110.0000	0.0000	0.00026
120	120.0000	120.0000	0.0000	0.00026

Certificate of System Qualification

GC-OQ

System ID: CN11461066
Organization Name: ALS Laboratory Group (Thailand) Co., Ltd.
Organization Location: 104 Soi 40 Phatthanakan Rd. Khwang Suan Luang,

Date: April 21, 2023 3:26:38 PM
EQP Name: Agilent Recommended
EQP Revision: GC.02.52
Overall Qualification Status: Pass

CDS Logon Verification - GC

Logon: Saenguthai Tarak

Overall CDS Logon Verification - GC Test Status

Pass

System Inspection and Basic Safety and Operation

Name: 7890

Setpoint Status: Pass

Overall System Inspection and Basic Safety and Operation Test Status

Pass

Inlet Pressure Decay

Name: 7890
Front SSL

Setpoint Status: Pass
Pressure: 25.0 psi
Pressure Change: -0.1 psi /5 minutes
Agilent Recommended: ≥ -2.0 and ≤ 0.5

Date: April 21, 2023 3:26:38 PM
System ID: CN11461066

Page 1 / 23

Overall Inlet Pressure Decay Test Status

Pass

Inlet Pressure Accuracy

Name: 7890
Front SSL

Setpoint Status: Pass
Setpoint: 25.0 psi Actual: 25.2 psi
Accuracy: 0.2 psi
Agilent Recommended: ≤ 1.2

Overall Inlet Pressure Accuracy Test Status

Pass

Inlet Pressure Decay

Name: 7890
Back SSL

Setpoint Status: Pass
Pressure: 25.0 psi
Pressure Change: 0.0 psi /5 minutes
Agilent Recommended: ≥ -2.0 and ≤ 0.5

Overall Inlet Pressure Decay Test Status

Pass

Inlet Pressure Accuracy

Name: 7890
Back SSL

Date: April 21, 2023 3:26:38 PM
System ID: CN11461066

Page 2 / 23

Setpoint Status: Pass

Setpoint: 25.0 psi Actual: 24.8 psi
Accuracy: 0.2 psi
Agilent Recommended: ≤ 1.2

Overall Inlet Pressure Accuracy Test Status

Pass

Detector Flow Accuracy

Name: 7890
Front FID

Setpoint Status: Pass
Flow Type: Fuel
Setpoint: 30.0 mL/min Measured Flow: 28.9 mL/min
Accuracy: 1.1 mL/min
Agilent Recommended: ≤ 10.0 % setpoint (3.0 mL/min)
Limit is percentage of setpoint or 0.3 mL/minute, whichever is largest.

Setpoint Status: Pass
Flow Type: Oxidizer
Setpoint: 400.0 mL/min Measured Flow: 400 mL/min

Accuracy: 0.0 mL/min
Agilent Recommended: ≤ 10.0 % setpoint (40.0 mL/min)
Limit is percentage of setpoint or 0.5 mL/minute, whichever is largest.

Setpoint Status: Pass
Flow Type: Makeup
Setpoint: 25.0 mL/min Measured Flow: 24.9 mL/min

Accuracy: 0.1 mL/min
Agilent Recommended: ≤ 10.0 % setpoint (2.5 mL/min)
Limit is percentage of setpoint or 0.5 mL/minute, whichever is largest.

Date: April 21, 2023 3:26:38 PM
System ID: CN11461066

Page 3 / 23

Overall Detector Flow Accuracy Test Status

Pass

Detector Flow Accuracy

Name: 7890
Back FID

Setpoint Status: Pass
Flow Type: Fuel
Setpoint: 30.0 mL/min Measured Flow: 30.7 mL/min
Accuracy: 0.7 mL/min
Agilent Recommended: ≤ 10.0 % setpoint (3.0 mL/min)
Limit is percentage of setpoint or 0.5 mL/minute, whichever is largest.

Setpoint Status: Pass
Flow Type: Oxidizer
Setpoint: 400.0 mL/min Measured Flow: 399 mL/min
Accuracy: 1.0 mL/min
Agilent Recommended: ≤ 10.0 % setpoint (40.0 mL/min)
Limit is percentage of setpoint or 0.5 mL/minute, whichever is largest.

Setpoint Status: Pass
Flow Type: Makeup
Setpoint: 25.0 mL/min Measured Flow: 24.6 mL/min
Accuracy: 0.4 mL/min
Agilent Recommended: ≤ 10.0 % setpoint (2.5 mL/min)
Limit is percentage of setpoint or 0.5 mL/minute, whichever is largest.

Overall Detector Flow Accuracy Test Status

Pass

GC Oven Temperature Accuracy

Name: 7890

Date: April 21, 2023 3:26:38 PM
System ID: CN11461066

Page 4 / 23

Setpoint Status: **Pass**

Zone: **Oven**

Setpoint/Actual

Temperature: 230.0 230.6 °C

Accuracy: 0.6 °C

Agilent Recommended: ≥ -1.0 % setpoint in K (-5.0 °C)
 ≤ 1.0 % setpoint in K (5.0 °C)

Setpoint Status: **Pass**

Zone: **Oven**

Setpoint/Actual

Temperature: 100.0 100.9 °C

Accuracy: 0.9 °C

Agilent Recommended: ≥ -1.0 % setpoint in K (-3.7 °C)
 ≤ 1.0 % setpoint in K (3.7 °C)

Overall GC Oven Temperature Accuracy Test Status

Pass

GC Oven Temperature Stability

Name: 7890

Setpoint Status: **Pass**

Setpoint/Average

Temperature: 100.0 100.8833 °C

Stability: 0.1 °C

Agilent Recommended: ≤ 0.5 °C

Overall GC Oven Temperature Stability Test Status

Pass

Scouting Run

Tested Combination1 Front SSL / Front FID

Injection Tower

Name: 7693A

Date: April 21, 2023 3:26:38 PM
System ID: CN11461066

Page 5 / 23

Setpoint Status: **Completed**

Injection Volume on Column: 1.0 µL

Overall Scouting Run Status: **Completed**

Noise and Drift

Tested Combination1 Front SSL / Front FID

Name: 7890

Setpoint Status: **Pass**

Base Signal: 22.7 pA

ASTM Noise: 0.06 pA

Drift: 0.05 pA/hr

Agilent Recommended: ≤ 0.10 pA ≤ 2.50 pA/hr

Status: **Pass** **Pass**

Overall Noise and Drift Test Status

Pass

Injection Precision

Tested Combination1 Front SSL / Front FID

Name: 7693A

Setpoint Status: **Pass**

Injection Volume on Column: 1.0 µL

Area RSD: 0.32 %

Retention Time RSD: 0.67 %

Agilent Recommended: ≤ 3.00 % ≤ 1.00 %

Overall Injection Precision Test Status

Pass

Signal to Noise

Date: April 21, 2023 3:26:38 PM
System ID: CN11461066

Page 6 / 23

Tested Combination1 Front SSL / Front FID

Injection Tower

Name: 7890

Setpoint Status: **Pass**

Signal to Noise: 721755

Agilent Recommended: ≥ 300000

Overall Signal to Noise Test Status

Pass

Scouting Run

Tested Combination2 Back SSL / Back FID

Injection Tower

Name: 7693A

Setpoint Status: **Completed**

Injection Volume on Column: 1.0 µL

Overall Scouting Run Status: **Completed**

Noise and Drift

Tested Combination2 Back SSL / Back FID

Name: 7890

Setpoint Status: **Pass**

Base Signal: 22.6 pA

ASTM Noise: 0.07 pA

Drift: 0.09 pA/hr

Agilent Recommended: ≤ 0.10 pA ≤ 2.50 pA/hr

Status: **Pass** **Pass**

Date: April 21, 2023 3:26:38 PM
System ID: CN11461066

Page 7 / 23

Overall Noise and Drift Test Status: **Pass**

Injection Precision

Tested Combination2 Back SSL / Back FID

Name: 7693A

Setpoint Status: **Pass**

Injection Volume on Column: 1.0 µL

Area RSD: 1.28 %

Retention Time RSD: 0.83 %

Agilent Recommended: ≤ 3.00 % ≤ 1.00 %

Overall Injection Precision Test Status: **Pass**

Signal to Noise

Tested Combination2 Back SSL / Back FID

Injection Tower

Name: 7890

Setpoint Status: **Pass**

Signal to Noise: 2404398

Agilent Recommended: ≥ 300000

Overall Signal to Noise Test Status: **Pass**

Date: April 21, 2023 3:26:38 PM
System ID: CN11461066

Page 8 / 23

Instrument Details

Purpose

This section describes the as found system configuration.

Details

System

System ID	CN11461066
Manufacturer	Agilent Technologies
Name	7890
Flow Data Input	Manual Data
Temperature Data Input	Manual Data or Other Data Logging

Tested Combination1

Injection Technique	Injection Tower
Sampler Identifier	Sampler 2
Inlet	Front
Detector	Front
LTM Included?	No

Tested Combination2

Injection Technique	Injection Tower
Sampler Identifier	Sampler 3
Inlet	Back
Detector	Back
LTM Included?	No

Sampler 1

Manufacturer	Agilent Technologies
Type	Tray
Name	7693A
Model Number	G4514A
Serial Number	CN15380030
Firmware Revision	A.11.01
Vial Heater	Not Installed

Date: April 21, 2023 3:26:38 PM
System ID: CN11461066

Sampler 2

Manufacturer	Agilent Technologies
Type	Injection Tower
Name	7693A
Model Number	G4513A
Serial Number	CN16269126
Firmware Revision	A.10.09
Usage	Sample Injection
Location	Front
Syringe Volume (µL)	10

Sampler 3

Manufacturer	Agilent Technologies
Type	Injection Tower
Name	7693A
Model Number	G4513A
Serial Number	CN10340103
Firmware Revision	A.10.09
Usage	Sample Injection
Location	Back
Syringe Volume (µL)	10

Mainframe 1

Manufacturer	Agilent Technologies
Name	7690
Model Number	G3440A
Serial Number	CN11461066
Firmware Revision	Version 4.27
Drive Type	Standard

Date: April 21, 2023 3:26:38 PM
System ID: CN11461066

Inlet 1

Manufacturer	Agilent Technologies
Name	7890
Type	SSL
Location	Front
Carrier Gas	Helium
Control Type	Electronic Pressure Control (EPC)
Purged Inlet	Yes

Inlet 2

Manufacturer	Agilent Technologies
Name	7890
Type	SSL
Location	Back
Carrier Gas	Helium
Control Type	Electronic Pressure Control (EPC)
Purged Inlet	Yes

Detector 1

Manufacturer	Agilent Technologies
Name	7890
Type	FID
Adapter	Capillary
Control Type	Electronic Pressure Control (EPC)
Location	Front
Makeup Gas	Nitrogen

Detector 2

Manufacturer	Agilent Technologies
Name	7890
Type	FID
Adapter	Capillary
Control Type	Electronic Pressure Control (EPC)
Location	Back
Makeup Gas	Nitrogen

Date: April 21, 2023 3:26:38 PM
System ID: CN11461066

Electronic Signature

Purpose

This signature page was created and published because the ACE sign-off action was executed, which is valid for the entire document, including attachments. The ACE sign-off is an electronic signature that requires two distinct identification components: unique username and personal password. The Agilent representative who has delivered this service understands the meaning and legal status of an electronic signature. As a trained official operator, the Agilent representative has a unique password and login to access ACE and electronically sign this document. (Other e-signatures can be applied to this document using a Document Content Management or other suitable method defined in your data access and control procedures.)

Details

Full Name of Signer:	Seenguthal Tarak
Logged On User Name	seenguthal.tarak@non.agilent.com
Signature Creation Date:	April 21, 2023
Reason for Signature:	Executed protocol and published this original version of document

Regulatory Disclaimer

This document provides a protocol to verify and record instrument configuration and evidence of proper operation. It has been prepared from our interpretation of applicable regulations as well as industry best practices. The document is designed to provide an important component of a complete compliance package. Validation depends upon many factors and use of this protocol alone does not assure compliance. Agilent Technologies makes no promises or representations as to its sufficiency for any specific regulatory program.

Warranty

Agilent Technologies makes no warranty of any kind to this material, including but not limited to, the implied warranties or merchantability and fitness for a particular purpose. Agilent Technologies shall not be liable for errors contained herein or for incidental or consequential damages in connection with the furnishing, performance, or use of this material.

Date: April 21, 2023 3:26:38 PM
System ID: CN11461066

User Name: samg@hcl.com
Host Name: LAPTOP-CQ38KGMVSystem ID: CN11461066
Print Date: April 21, 2023 3:36:49 PM

GC-6_BKK_ENH127_ALS Transaction Log:

Time	Transaction State	Activity Performed	Type of Transaction	Optional Information
April 21, 2023 11:21:36 AM	Auth	Session Created	Session	None
April 21, 2023 11:21:36 AM	Start	Configuration	Session	None
April 21, 2023 11:21:36 AM	Auth	Entitlements	Licensing	User is Morphing and does not require an unlock code
April 21, 2023 11:22:04 AM	Auth	File Loaded	Session	EQP details for binary technique (Cq - file path: (Protocol)Pac456/Configuration/0052/52/52.02.02.02.spc). EQP File Name: (50.03.52.spc). EQP Name: (AgilentCrossLabCompliance)Pac456 (Revision: (20.02.02))
April 21, 2023 11:22:09 AM	End	Configuration	Session	None
April 21, 2023 11:22:14 AM	Start	Qualification	Session	DQ
April 21, 2023 11:22:14 AM	Start	Execution	CDS Logic Verification - CQ - Qualitative test	None
April 21, 2023 11:23:14 AM	End	Execution	CDS Logic Verification - QC - Qualitative test	Run Count: 1
April 21, 2023 11:23:16 AM	Start	Execution	System Inspection and Brain Safety and Operation - 7890 - Qualitative Test - No segments associated	None
April 21, 2023 11:23:20 AM	End	Execution	System Inspection and Brain Safety and Operation - 7890 - Qualitative Test - No segments associated	Run Count: 1
April 21, 2023 11:23:37 AM	Start	Execution	Intel Pressure Decay - Front SSI - Pressure Controlled Inlet - S: 25.0 psi - L: >= -2.0 psi and <= 0.5 psi	None

Page 17/11

Date: April 21, 2023 3:26:38 PM
System ID: CN11461066

Page 13/23

User Name: samg@hcl.com
Host Name: LAPTOP-CQ38KGMVSystem ID: CN11461066
Print Date: April 21, 2023 3:35:40 PM

GC-6_BKK_ENH127_ALS Transaction Log:

Time	Transaction State	Activity Performed	Type of Transaction	Optional Information
April 21, 2023 11:24:01 AM	End	Execution	Intel Pressure Decay - Front SSI - Pressure Controlled Inlet - S: 25.0 psi - L: >= -2.0 psi and <= 0.5 psi	Run Count: 1
April 21, 2023 11:24:04 AM	Start	Execution	Intel Pressure Accuracy - Front SSI - Pressure Controlled Inlet - S: 25.0 psi - L: <= 1.2 psi	None
April 21, 2023 11:24:08 AM	End	Execution	Intel Pressure Accuracy - Front SSI - Pressure Controlled Inlet - S: 25.0 psi - L: <= 1.2 psi	Run Count: 1
April 21, 2023 11:24:11 AM	Start	Execution	Intel Pressure Decay - Back SSI - Pressure Controlled Inlet - S: 25.0 psi - L: >= -2.0 psi and <= 0.5 psi	None
April 21, 2023 11:24:43 AM	End	Execution	Intel Pressure Decay - Back SSI - Pressure Controlled Inlet - S: 25.0 psi - L: >= -2.0 psi and <= 0.5 psi	Run Count: 1
April 21, 2023 11:24:45 AM	Start	Execution	Intel Pressure Accuracy - Back SSI - Pressure Controlled Inlet - S: 25.0 psi - L: <= 1.2 psi	None
April 21, 2023 11:24:51 AM	End	Execution	Intel Pressure Accuracy - Back SSI - Pressure Controlled Inlet - S: 25.0 psi - L: <= 1.2 psi	Run Count: 1
April 21, 2023 11:24:53 AM	Start	Execution	Detector Flow Accuracy - Front FID - Type: Fuel - S: 30.0 mL/min - L: <= 10.0% segment	None
April 21, 2023 11:25:09 AM	Auth	Data	Detector Flow Accuracy - Front FID - Type: Fuel - S: 30.0 mL/min - L: <= 10.0% segment	Manual Data Entry
April 21, 2023 11:25:25 AM	End	Execution	Detector Flow Accuracy - Front FID - Type: Fuel - S: 30.0 mL/min - L: <= 10.0% segment	Run Count: 1

Page 2/11

Date: April 21, 2023 3:26:38 PM
System ID: CN11461066

Page 14/23

User Name: samg@hcl.com
Host Name: LAPTOP-CQ38KGMVSystem ID: CN11461066
Print Date: April 21, 2023 3:36:49 PM

GC-6_BKK_ENH127_ALS Transaction Log:

Time	Transaction State	Activity Performed	Type of Transaction	Optional Information
April 21, 2023 11:25:26 AM	Start	Execution	Detector Flow Accuracy - Front FID - Type: Oxidant - S: 400.0 mL/min - L: <= 10.0% segment	None
April 21, 2023 11:25:49 AM	Auth	Data	Detector Flow Accuracy - Front FID - Type: Oxidant - S: 400.0 mL/min - L: <= 10.0% segment	Manual Data Entry
April 21, 2023 11:25:42 AM	End	Execution	Detector Flow Accuracy - Front FID - Type: Oxidant - S: 400.0 mL/min - L: <= 10.0% segment	Run Count: 1
April 21, 2023 11:25:44 AM	Start	Execution	Detector Flow Accuracy - Front FID - Type: Makeup - S: 25.0 mL/min - L: <= 10.0% segment	None
April 21, 2023 11:26:01 AM	Auth	Data	Detector Flow Accuracy - Front FID - Type: Makeup - S: 25.0 mL/min - L: <= 10.0% segment	Manual Data Entry
April 21, 2023 11:26:04 AM	End	Execution	Detector Flow Accuracy - Front FID - Type: Makeup - S: 25.0 mL/min - L: <= 10.0% segment	Run Count: 1
April 21, 2023 11:26:05 AM	Start	Execution	Detector Flow Accuracy - Back FID - Type: Fuel - S: 30.0 mL/min - L: <= 10.0% segment	None
April 21, 2023 11:26:19 AM	Auth	Data	Detector Flow Accuracy - Back FID - Type: Fuel - S: 30.0 mL/min - L: <= 10.0% segment	Manual Data Entry
April 21, 2023 11:26:22 AM	End	Execution	Detector Flow Accuracy - Back FID - Type: Fuel - S: 30.0 mL/min - L: <= 10.0% segment	Run Count: 1
April 21, 2023 11:26:24 AM	Start	Execution	Detector Flow Accuracy - Back FID - Type: Oxidant - S: 400.0 mL/min - L: <= 10.0% segment	None
April 21, 2023 11:26:36 AM	Auth	Data	Detector Flow Accuracy - Back FID - Type: Oxidant - S: 400.0 mL/min - L: <= 10.0% segment	Manual Data Entry

Page 3/11

Date: April 21, 2023 3:26:38 PM
System ID: CN11461066

Page 15/23

User Name: samg@hcl.com
Host Name: LAPTOP-CQ38KGMVSystem ID: CN11461066
Print Date: April 21, 2023 3:36:49 PM

GC-6_BKK_ENH127_ALS Transaction Log:

Time	Transaction State	Activity Performed	Type of Transaction	Optional Information
April 21, 2023 11:26:43 AM	End	Execution	Detector Flow Accuracy - Back FID - Type: Oxidant - S: 400.0 mL/min - L: <= 10.0% segment	Run Count: 1
April 21, 2023 11:26:49 AM	Start	Execution	Detector Flow Accuracy - Back FID - Type: Makeup - S: 25.0 mL/min - L: <= 10.0% segment	None
April 21, 2023 11:27:01 AM	Auth	Data	Detector Flow Accuracy - Back FID - Type: Makeup - S: 25.0 mL/min - L: <= 10.0% segment	Manual Data Entry
April 21, 2023 11:27:05 AM	End	Execution	Detector Flow Accuracy - Back FID - Type: Makeup - S: 25.0 mL/min - L: <= 10.0% segment	Run Count: 1
April 21, 2023 11:27:07 AM	Start	Execution	GC Oven Temperature Accuracy - 7890 - Temperature - Oven - S: 250.0°C - L: <= -1.0 AND <= 1.0 % segment in K	None
April 21, 2023 11:27:33 AM	Auth	Data	GC Oven Temperature Accuracy - 7890 - Temperature - Oven - S: 250.0°C - L: <= -1.0 AND <= 1.0 % segment in K	Manual Data Entry
April 21, 2023 11:27:35 AM	End	Execution	GC Oven Temperature Accuracy - 7890 - Temperature - Oven - S: 250.0°C - L: <= -1.0 AND <= 1.0 % segment in K	Run Count: 1
April 21, 2023 11:27:37 AM	Start	Execution	GC Oven Temperature Accuracy - 7890 - Temperature - Oven - S: 100.0°C - L: <= -1.0 AND <= 1.0 % segment in K	None
April 21, 2023 11:27:44 AM	Auth	Data	GC Oven Temperature Accuracy - 7890 - Temperature - Oven - S: 100.0°C - L: <= -1.0 AND <= 1.0 % segment in K	Manual Data Entry

Page 4/11

Date: April 21, 2023 3:26:38 PM
System ID: CN11461066

Page 16/23

User Name: kangqinibara
Hostname: LAPTOP-CQ25KQWY

System ID: CN1461066
Print Date: April 21, 2023 3:26:49 PM

GC-6_BKX_ENH127_ALS Transaction log:

Time	Transaction State	Activity Performed	Type of Transaction	Optional Information
April 21, 2023 11:27:57 AM	End	Execution	GC Oven Temperature	Run Count: 1 Accuracy: 750°C - Temperature - Oven: S: 150.0°C - L: -1.8 ABD -1.0 % kept in K
April 21, 2023 11:27:58 AM	Start	Execution	GC Oven Temperature Stability	None - 750°C - Temperature - Oven - S: 150.0°C - L: -0.0°C
April 21, 2023 11:28:07 AM	Auto	Data	GC Oven Temperature Stability	Manual Data Entry - 750°C - Temperature - Oven - S: 150.0°C - L: -0.0°C
April 21, 2023 11:28:10 AM	End	Execution	GC Oven Temperature Stability	Run Count: 1 - 750°C - Temperature - Oven - S: 150.0°C - L: -0.0°C
April 21, 2023 11:28:12 AM	Start	Execution	GC Sampling Run - Injection	None Tower, Front SSL, Front PID - Part of System Preparation - No inlets associated
April 21, 2023 11:30:27 AM	Auto	Data	GC Sampling Run - Injection	Gas flow Path: C:\Users\Public\Documents\C hemStation3\Data\GC-6 _ALS_2023-04-20\GC-6 _2023 2023-04-20 14-36-08\FID1-01\FID1A.c h
April 21, 2023 11:31:04 AM	End	Execution	GC Sampling Run - Injection	Run Count: 1 Tower, Front SSL, Front PID - Part of System Preparation - No inlets associated
April 21, 2023 11:31:07 AM	Start	Execution	Heads and Drift - Front PID -	None Detector FID - L (Noise): -> 0.10 pA - L (Drift): -> 2.50 pA/hour

Page 6 / 11

Date: April 21, 2023 3:26:38 PM
System ID: CN1461066

Page 17 / 23

User Name: kangqinibara
Hostname: LAPTOP-CQ25KQWY

System ID: CN1461066
Print Date: April 21, 2023 3:26:49 PM

GC-6_BKX_ENH127_ALS Transaction log:

Time	Transaction State	Activity Performed	Type of Transaction	Optional Information
April 21, 2023 11:31:43 AM	Auto	Data	Heads and Drift - Front PID -	Detector FID - L (Noise): -> 0.10 pA - L (Drift): -> 2.50 pA/hour Data file Path: C:\Users\Public\Documents\C hemStation3\Data\GC-6 _ALS_2023-04-20\GC-6 _2023 2023-04-20 14-36-08\FID1-01\FID1A.c h
April 21, 2023 11:32:00 AM	End	Execution	Heads and Drift - Front PID -	Detector FID - L (Noise): -> 0.10 pA - L (Drift): -> 2.50 pA/hour Run Count: 1
April 21, 2023 11:32:09 AM	Start	Execution	Injection Precision - Injection	None Tower, Front SSL, Front PID - GC - L (Area): -> 3.00% - L (Rel. Time): -> 1.00%
April 21, 2023 11:32:22 AM	Start	Execution	Injection Precision - Injection	None Tower, Front SSL, Front PID - GC - L (Area): -> 3.00% - L (Rel. Time): -> 1.00%
April 21, 2023 11:33:36 AM	Auto	Data	Injection Precision - Injection	Gas flow Path: C:\Users\Public\Documents\C hemStation3\Data\GC-6 _ALS_2023-04-20\GC-6 _2023 2023-04-20 14-36-08\FID1-01\FID1A.c h
April 21, 2023 11:33:55 AM	Auto	Data	Injection Precision - Injection	Gas flow Path: C:\Users\Public\Documents\C hemStation3\Data\GC-6 _ALS_2023-04-20\GC-6 _2023 2023-04-20 14-36-08\FID1-01\FID1A.c h

Page 0 / 11

Date: April 21, 2023 3:26:38 PM
System ID: CN1461066

Page 18 / 23

User Name: kangqinibara
Hostname: LAPTOP-CQ25KQWY

System ID: CN1461066
Print Date: April 21, 2023 3:26:49 PM

GC-6_BKX_ENH127_ALS Transaction log:

Time	Transaction State	Activity Performed	Type of Transaction	Optional Information
April 21, 2023 11:33:55 AM	Auto	Data	Injection Precision - Injection	Gas flow Path: C:\Users\Public\Documents\C hemStation3\Data\GC-6 _ALS_2023-04-20\GC-6 _2023 2023-04-20 14-36-08\FID1-01\FID1A.c h
April 21, 2023 11:33:56 AM	Auto	Data	Injection Precision - Injection	Gas flow Path: C:\Users\Public\Documents\C hemStation3\Data\GC-6 _ALS_2023-04-20\GC-6 _2023 2023-04-20 14-36-08\FID1-01\FID1A.c h
April 21, 2023 11:33:59 AM	Auto	Data	Injection Precision - Injection	Gas flow Path: C:\Users\Public\Documents\C hemStation3\Data\GC-6 _ALS_2023-04-20\GC-6 _2023 2023-04-20 14-36-08\FID1-01\FID1A.c h
April 21, 2023 11:33:59 AM	Auto	Data	Injection Precision - Injection	Gas flow Path: C:\Users\Public\Documents\C hemStation3\Data\GC-6 _ALS_2023-04-20\GC-6 _2023 2023-04-20 14-36-08\FID1-01\FID1A.c h
April 21, 2023 11:35:05 AM	End	Execution	Injection Precision - Injection	Run Count: 1 Tower, Front SSL, Front PID - GC - L (Area): -> 3.00% - L (Rel. Time): -> 1.00%
April 21, 2023 11:35:04 AM	Start	Execution	Signal to Noise - Injection	None Tower, Front SSL, Front PID - Detector FID - L: -> 30000

Page 7 / 11

Date: April 21, 2023 3:26:38 PM
System ID: CN1461066

Page 19 / 23

User Name: kangqinibara
Hostname: LAPTOP-CQ25KQWY

System ID: CN1461066
Print Date: April 21, 2023 3:26:49 PM

GC-6_BKX_ENH127_ALS Transaction log:

Time	Transaction State	Activity Performed	Type of Transaction	Optional Information
April 21, 2023 11:35:08 AM	Auto	Data	Signal to Noise - Injection	Detector FID - L: -> 30000 Data file Path: C:\Users\Public\Documents\C hemStation3\Data\GC-6 _ALS_2023-04-20\GC-6 _2023 2023-04-20 14-36-08\FID1-01\FID1A.c h
April 21, 2023 11:36:00 AM	End	Execution	Signal to Noise - Injection	Detector FID - L: -> 30000 Run Count: 1
April 21, 2023 11:36:02 AM	Start	Execution	GC Sampling Run - Injection	None Tower, Back SSL, Back PID - Part of System Preparation - No inlets associated
April 21, 2023 11:36:36 AM	Auto	Data	GC Sampling Run - Injection	Gas flow Path: C:\Users\Public\Documents\C hemStation3\Data\GC-6 _ALS_2023-04-20\GC-6 _2023 2023-04-20 14-36-08\FID1-01\FID1A.c h
April 21, 2023 11:37:00 AM	End	Execution	GC Sampling Run - Injection	Run Count: 1 Tower, Back SSL, Back PID - Part of System Preparation - No inlets associated
April 21, 2023 11:37:32 AM	Start	Execution	Heads and Drift - Back PID -	Detector FID - L (Noise): -> 0.10 pA - L (Drift): -> 2.50 pA/hour

Page 8 / 11

Date: April 21, 2023 3:26:38 PM
System ID: CN1461066

Page 20 / 23

User Name: saenguthai.sarak
Hostname: LAPTOP-Q239KQMVSystem ID: CN11461066
Print Date: April 21, 2023 3:26:40 PM

GC-6_BKK_EN0127_ALS Transaction log:

Time	Transaction State	Activity Performed	Type of Transaction	Optional Information
April 21, 2023 11:58:06 AM	Acq	Data	Notes and Off - Back FID - Detector FID - L (Noise) <= 0.10 pA - L (DR) <= 2.50 pA/Hz	Data File Path: C:\Users\Public\Documents\hewlett\GCData\GC-6_ALS_2023-04-20\GC-6_2023_04-20\GC-6_14-35-08\GC-6-14-35-08\GC-6-14-35-08.D\FID 25.ch
April 21, 2023 11:58:23 AM	End	Execution	Notes and Off - Back FID - Detector FID - L (Noise) <= 0.10 pA - L (DR) <= 2.50 pA/Hz	Run Count: 1
April 21, 2023 11:58:32 AM	Start	Execution	Injection Precision - Injection Tower, Back SSL, Back FID - GC - L (Area) <= 3.00% - L (Rel. Time) <= 1.00%	None
April 21, 2023 11:58:51 AM	Start	Execution	Injection Precision - Injection Tower, Back SSL, Back FID - GC - L (Area) <= 3.00% - L (Rel. Time) <= 1.00%	None
April 21, 2023 11:59:17 AM	Acq	Data	Injection Precision - Injection Tower, Back SSL, Back FID - GC - L (Area) <= 3.00% - L (Rel. Time) <= 1.00%	Data File Path: C:\Users\Public\Documents\hewlett\GCData\GC-6_ALS_2023-04-20\GC-6_2023_04-20\GC-6_15-37-32\FID 11-0088.D\FID 25.ch
April 21, 2023 11:59:17 AM	Acq	Data	Injection Precision - Injection Tower, Back SSL, Back FID - GC - L (Area) <= 3.00% - L (Rel. Time) <= 1.00%	Data File Path: C:\Users\Public\Documents\hewlett\GCData\GC-6_ALS_2023-04-20\GC-6_2023_04-20\GC-6_15-37-32\FID 11-0088.D\FID 25.ch

Page 9 / 11

Date: April 21, 2023 3:26:38 PM
System ID: CN11461066

Page 21 / 53

User Name: saenguthai.sarak
Hostname: LAPTOP-Q239KQMVSystem ID: CN11461066
Print Date: April 21, 2023 3:26:40 PM

GC-6_BKK_EN0127_ALS Transaction log:

Time	Transaction State	Activity Performed	Type of Transaction	Optional Information
April 21, 2023 11:40:17 AM	Acq	Data	Injection Precision - Injection Tower, Back SSL, Back FID - GC - L (Area) <= 3.00% - L (Rel. Time) <= 1.00%	Data File Path: C:\Users\Public\Documents\hewlett\GCData\GC-6_ALS_2023-04-20\GC-6_2023_04-20\GC-6_15-37-32\FID 11-0088.D\FID 25.ch
April 21, 2023 11:40:17 AM	Acq	Data	Injection Precision - Injection Tower, Back SSL, Back FID - GC - L (Area) <= 3.00% - L (Rel. Time) <= 1.00%	Data File Path: C:\Users\Public\Documents\hewlett\GCData\GC-6_ALS_2023-04-20\GC-6_2023_04-20\GC-6_15-37-32\FID 11-0088.D\FID 25.ch
April 21, 2023 11:40:21 AM	Acq	Data	Injection Precision - Injection Tower, Back SSL, Back FID - GC - L (Area) <= 3.00% - L (Rel. Time) <= 1.00%	Data File Path: C:\Users\Public\Documents\hewlett\GCData\GC-6_ALS_2023-04-20\GC-6_2023_04-20\GC-6_15-37-32\FID 11-0088.D\FID 25.ch
April 21, 2023 11:40:21 AM	Acq	Data	Injection Precision - Injection Tower, Back SSL, Back FID - GC - L (Area) <= 3.00% - L (Rel. Time) <= 1.00%	Data File Path: C:\Users\Public\Documents\hewlett\GCData\GC-6_ALS_2023-04-20\GC-6_2023_04-20\GC-6_15-37-32\FID 11-0088.D\FID 25.ch
April 21, 2023 11:40:21 AM	Acq	Data	Injection Precision - Injection Tower, Back SSL, Back FID - GC - L (Area) <= 3.00% - L (Rel. Time) <= 1.00%	Data File Path: C:\Users\Public\Documents\hewlett\GCData\GC-6_ALS_2023-04-20\GC-6_2023_04-20\GC-6_15-37-32\FID 11-0088.D\FID 25.ch
April 21, 2023 11:40:29 AM	End	Execution	Injection Precision - Injection Tower, Back SSL, Back FID - GC - L (Area) <= 3.00% - L (Rel. Time) <= 1.00%	Run Count: 1
April 21, 2023 11:41:53 AM	Start	Execution	Signal to Noise - Injection Tower, Back SSL, Back FID - Detector FID - L <= 300000	None

Page 10 / 11

Date: April 21, 2023 3:26:38 PM
System ID: CN11461066

Page 22 / 53

User Name: saenguthai.sarak
Hostname: LAPTOP-Q239KQMVSystem ID: CN11461066
Print Date: April 21, 2023 3:26:40 PM

GC-6_BKK_EN0127_ALS Transaction log:

Time	Transaction State	Activity Performed	Type of Transaction	Optional Information
April 21, 2023 11:42:22 AM	Acq	Data	Signal to Noise - Injection Tower, Back SSL, Back FID - Detector FID - L <= 300000	Data File Path: C:\Users\Public\Documents\hewlett\GCData\GC-6_ALS_2023-04-20\GC-6_2023_04-20\GC-6_14-35-08\GC-6-14-35-08.D\FID 25.ch
April 21, 2023 11:42:59 AM	End	Execution	Signal to Noise - Injection Tower, Back SSL, Back FID - Detector FID - L <= 300000	Run Count: 1
April 21, 2023 11:42:53 AM	End	Qualification	Session	QC
April 21, 2023 11:42:53 AM	Start	Reporting	Session	None
April 21, 2023 12:01:47 PM	Acq	AcqClosed	Session	None
April 21, 2023 3:15:07 PM	Acq	AcqResumed	Session	None
April 21, 2023 3:16:10 PM	Acq	SessionResumed	Session	None
April 21, 2023 3:16:31 PM	Start	Qualification	Session	QC
April 21, 2023 3:20:59 PM	Acq	AcqResumed	Session	None
April 21, 2023 3:21:00 PM	Acq	SessionResumed	Session	None
April 21, 2023 3:21:07 PM	Start	Qualification	Session	QC
April 21, 2023 3:23:45 PM	Acq	Reporting	Session	Report Generated: Certificate

Page 11 / 11

Date: April 21, 2023 3:26:38 PM
System ID: CN11461066

Page 23 / 23

Certificate of System Qualification

GC-OQ

System ID: GC-6_CN11461066
Organization Name: ALS Laboratory Group (Thailand) Co., Ltd.
Organization Location: 104 Soi 40 Phatthanakan Rd, Khwang Suan Luang, Khet Suan Luang, Bangkok 10250Date: October 22, 2024 9:27:05 AM
EQP Name: Agilent/Recommended
EQP Revision: GC.02.53
Overall Qualification Status: Pass

CDS Logon Verification - GC

Logon: Saenguthai Sarak

Overall CDS Logon Verification - GC Test Status

Pass

System Inspection and Basic Safety and Operation

Name: 7890
Setpoint Status: Pass

Overall System Inspection and Basic Safety and Operation Test Status

Pass

Inlet Pressure Decay

Name: 7890
Front SSLSetpoint Status: Pass
Pressure: 25.0 psi
Pressure Change: 0.0 psi / 5 minutes
Agilent Recommended: >= -2.0 and <= 0.5Date: October 22, 2024 9:27:05 AM
System ID: GC-6_CN11461066

Page 1 / 22

BKK_EN0126

Overall Inlet Pressure Decay Test Status

Pass

Inlet Pressure Accuracy

Name: 7890
Front SSL

Setpoint Status: Pass

Inlet Pressure: Setpoint 25.0 psi Actual 25.07 psi

Accuracy: 0.1 psi

Agilent Recommended: ≤ 1.2

Overall Inlet Pressure Accuracy Test Status

Pass

Inlet Pressure Decay

Name: 7890
Back SSL

Setpoint Status: Pass

Pressure: 25.0 psi

Pressure Change: 0.0 psi / 5 minutes

Agilent Recommended: ≥ -2.0 and ≤ 0.5

Overall Inlet Pressure Decay Test Status

Pass

Inlet Pressure Accuracy

Name: 7890
Back SSLDate: October 22, 2024 9:27:05 AM
System ID: GC-6_CN11461066

Page 2 / 22

Setpoint Status:

Pass

Inlet Pressure: Setpoint 25.0 psi Actual 25.06 psi

Accuracy: 0.1 psi

Agilent Recommended: ≤ 1.2

Overall Inlet Pressure Accuracy Test Status

Pass

Detector Flow Accuracy

Name: 7890
Front FID

Setpoint Status: Pass

Flow Type: Fuel

Setpoint: 30.0 mL/min Measured Flow: 28.8 mL/min

Accuracy: 1.2 mL/min

Agilent Recommended: ≤ 10.0 % setpoint (3.0 mL/min)

Limit is percentage of setpoint or 0.5 mL/minute, whichever is largest.

Setpoint Status: Pass

Flow Type: Oxidizer

Setpoint: 400.0 mL/min Measured Flow: 392 mL/min

Accuracy: 8.0 mL/min

Agilent Recommended: ≤ 10.0 % setpoint (40.0 mL/min)

Limit is percentage of setpoint or 0.5 mL/minute, whichever is largest.

Setpoint Status: Pass

Flow Type: Makeup

Setpoint: 25.0 mL/min Measured Flow: 25.4 mL/min

Accuracy: 0.4 mL/min

Agilent Recommended: ≤ 10.0 % setpoint (2.5 mL/min)

Limit is percentage of setpoint or 0.5 mL/minute, whichever is largest.

Date: October 22, 2024 9:27:05 AM
System ID: GC-6_CN11461066

Page 3 / 22

Overall Detector Flow Accuracy Test Status

Pass

Detector Flow Accuracy

Name: 7890
Back FID

Setpoint Status: Pass

Flow Type: Fuel

Setpoint: 30.0 mL/min Measured Flow: 30.8 mL/min

Accuracy: 0.8 mL/min

Agilent Recommended: ≤ 10.0 % setpoint (3.0 mL/min)

Limit is percentage of setpoint or 0.5 mL/minute, whichever is largest.

Setpoint Status: Pass

Flow Type: Oxidizer

Setpoint: 400.0 mL/min Measured Flow: 393 mL/min

Accuracy: 7.0 mL/min

Agilent Recommended: ≤ 10.0 % setpoint (40.0 mL/min)

Limit is percentage of setpoint or 0.5 mL/minute, whichever is largest.

Setpoint Status: Pass

Flow Type: Makeup

Setpoint: 25.0 mL/min Measured Flow: 25.2 mL/min

Accuracy: 0.2 mL/min

Agilent Recommended: ≤ 10.0 % setpoint (2.5 mL/min)

Limit is percentage of setpoint or 0.5 mL/minute, whichever is largest.

Overall Detector Flow Accuracy Test Status

Pass

GC Oven Temperature Accuracy

Name: 7890

Date: October 22, 2024 9:27:05 AM
System ID: GC-6_CN11461066

Page 4 / 22

Setpoint Status:

Pass

Zone: Oven

Setpoint/Actual

Temperature: 230.0 230.3 °C

Accuracy: 0.3 °C

Agilent Recommended: ≥ -1.0 % setpoint in K (-5.0 °C)

≤ 1.0 % setpoint in K (5.0 °C)

Setpoint Status: Pass

Zone: Oven

Setpoint/Actual

Temperature: 100.0 100.0 °C

Accuracy: 0.0 °C

Agilent Recommended: ≥ -1.0 % setpoint in K (-3.7 °C)

≤ 1.0 % setpoint in K (3.7 °C)

Overall GC Oven Temperature Accuracy Test Status

Pass

GC Oven Temperature Stability

Name: 7890

Setpoint Status: Pass

Setpoint/Average

Temperature: 100.0 100.0167 °C

Stability: 0.1 °C

Agilent Recommended: ≤ 0.5

Overall GC Oven Temperature Stability Test Status

Pass

Scouting Run

Tested Combination: Front SSL / Front FID

Injection Tower

Name: 7693A

Date: October 22, 2024 9:27:05 AM
System ID: GC-6_CN11461066

Page 5 / 22

Setpoint Status: Completed

Injection Volume on Column: 1.0 uL

Overall Scouting Run Status: Completed

Noise and Drift

Tested Combination1: Front SSL / Front FID

Name: 7890

Setpoint Status: Pass

Base Signal: 14.05 pA

ASTM Noise: 0.05 pA

Drift: 0.03 pA/Hr

Agilent Recommended: <= 0.10 <= 2.50

Overall Noise and Drift Test Status: Pass

Injection Precision

Tested Combination1: Front SSL / Front FID

Name: 7693A

Setpoint Status: Pass

Injection Volume on Column: 1.0 uL

Area RSD: 0.30 %

Retention Time RSD: 0.63 %

Agilent Recommended: <= 3.00 <= 1.00

Overall Injection Precision Test Status: Pass

Signal to Noise

Tested Combination1: Front SSL / Front FID

Injection Tower

Name: 7890

Setpoint Status: Pass

Signal to Noise: 11078525

Agilent Recommended: >= 300000

Overall Signal to Noise Test Status: Pass

Scouting Run

Tested Combination2: Back SSL / Back FID

Injection Tower

Name: 7693A

Setpoint Status: Completed

Injection Volume on Column: 1.0 uL

Overall Scouting Run Status: Completed

Noise and Drift

Tested Combination2: Back SSL / Back FID

Name: 7690

Setpoint Status: Pass

Base Signal: 13.78 pA

ASTM Noise: 0.05 pA

Drift: 0.01 pA/Hr

Agilent Recommended: <= 0.10 <= 2.50

Overall Noise and Drift Test Status: Pass

Injection Precision

Tested Combination2: Back SSL / Back FID

Name: 7693A

Setpoint Status: Pass

Injection Volume on Column: 1.0 uL

Area RSD: 1.06 %

Retention Time RSD: 0.93 %

Agilent Recommended: <= 3.00 <= 1.00

Overall Injection Precision Test Status: Pass

Signal to Noise

Tested Combination2: Back SSL / Back FID

Injection Tower

Name: 7890

Setpoint Status: Pass

Signal to Noise: 1771221

Agilent Recommended: >= 300000

Overall Signal to Noise Test Status: Pass

Instrument Details

Purpose: This section describes the as found system configuration.

Details

System

System ID: GC-6_CN11461066

Manufacturer: Agilent Technologies

Name: 7890

Flow Data Input: Manual Data

Temperature Data Input: Manual Data or Other Data Logging

Tested Combination1

Injection Technique: Injection Tower

Sampler Identifier: Sampler 1

Inlet: Front

Detector: Front

LTM Included?: No

Tested Combination2

Injection Technique: Injection Tower

Sampler Identifier: Sampler 2

Inlet: Back

Detector: Back

LTM Included?: No

Sampler 1

Manufacturer: Agilent Technologies

Type: Injection Tower

Name: 7693A

Model Number: G4513A

Serial Number: CNCN10340103

Firmware Revision: A.11.06

Usage: Sample Injection

Location: Front

Syringe Volume (uL): 10

© 2023 by Agilent Technologies

Agilent CrossLab Compliance Services

Sampler 2

Manufacturer	Agilent Technologies
Type	Injection Tower
Name	7693A
Model Number	G4513A
Serial Number	CN16280126
Firmware Revision	A.11.06
Usage	Sample Injection
Location	Back
Syringe Volume (µL)	10

Sampler 3

Manufacturer	Agilent Technologies
Type	Tray
Name	7693A
Model Number	G4514A
Serial Number	CN16280030
Firmware Revision	A.11.03
Vial Heater	Not installed

Mainframe 1

Manufacturer	Agilent Technologies
Name	7890
Model Number	G3440A
Serial Number	CN11461066
Firmware Revision	A.01.16
Oven Type	Standard

© 2023 by Agilent Technologies

Agilent CrossLab Compliance Services

Inlet 1

Manufacturer	Agilent Technologies
Name	7890
Type	SSL
Location	Front
Carrier Gas	Helium
Control Type	Electronic Pressure Control (EPC)
Purged Inlet	Yes

Inlet 2

Manufacturer	Agilent Technologies
Name	7890
Type	SSL
Location	Back
Carrier Gas	Helium
Control Type	Electronic Pressure Control (EPC)
Purged Inlet	Yes

Detector 1

Manufacturer	Agilent Technologies
Name	7890
Type	FID
Adapter	Capillary
Control Type	Electronic Pressure Control (EPC)
Location	Front
Makeup Gas	Nitrogen

Detector 2

Manufacturer	Agilent Technologies
Name	7890
Type	FID
Adapter	Capillary
Control Type	Electronic Pressure Control (EPC)
Location	Back
Makeup Gas	Nitrogen

Date: October 22, 2024 9:27:05 AM

System ID: GC-6_CN11461066

Page 10 / 22

Date: October 22, 2024 9:27:05 AM

System ID: GC-6_CN11461066

Page 11 / 22

© 2023 by Agilent Technologies

Agilent CrossLab Compliance Services

Electronic Signature

Purpose

This signature page was created and published because the ACE sign-off action was executed, which is valid for the entire document, including attachments. The ACE sign-off is an electronic signature that requires two distinct identification components: unique username and personal password. The Agilent representative who has delivered this service understands the meaning and legal status of an electronic signature. As a trained official operator, the Agilent representative has a unique password and login to access ACE and electronically sign this document. (Other e-signatures can be applied to this document using a Document Content Management or other suitable method defined in your data access and control procedures.)

Details

Full Name of Signer:

Saenguthai Tenak

Logged On User Name:

saenguthai.tenak@norl.agilent.com

Signature Creation Date:

October 22, 2024

Reason for Signature:

Executed protocol and published this original version of document.

Regulatory Disclaimer

This document provides a protocol to verify and record instrument configuration and evidence of proper operation. It has been prepared from our interpretation of applicable regulations as well as industry best practices. The document is designed to provide an important component of a complete compliance package. Validation depends upon many factors and use of this protocol alone does not assure compliance. Agilent Technologies makes no promises or representations as to its sufficiency for any specific regulatory program.

Warranty

Agilent Technologies makes no warranty of any kind to this material, including but not limited to, the implied warranties of merchantability and fitness for a particular purpose. Agilent Technologies shall not be liable for errors contained herein or for incidental or consequential damages in connection with the furnishing, performance, or use of this material.

Date:

October 22, 2024 9:27:05 AM

System ID:

GC-6_CN11461066

© 2023 by Agilent Technologies

Agilent CrossLab Compliance Services

User Name: A.Saenguthai.Tenak

Report Generated by Macintosh: LAPTOP-QG25KOMV

System ID: GC-6_CN11461066

Print Date: October 22, 2024 9:27:05 AM

GC6_ALS_EPC-6_CN11461066_Optim Transaction log:

Time

Transaction State

Activity Performed

Type of Transaction

Optional Information

October 21, 2024 3:16:05 PM

Auth

Session Created

Session

None

October 21, 2024 3:16:07 PM

Start

Configuration

Session

None

October 21, 2024 3:16:07 PM

Auth

Entered

Logging

User is logging and does not require an unlock code

October 21, 2024 3:22:16 PM

Auth

Test Loaded

Session

EOP details for primary technique [GC] - File path: [Protocol\Facilities\Configural\inst02_6304-03-03-eps]. EOP File Name: [GC-02-03-eps]. EOP Name: [AgilentRecommendations]Protocol Revision: [GC-02-03]

October 21, 2024 3:22:44 PM

End

Configuration

Session

None

October 21, 2024 3:22:47 PM

Start

Qualification

Session

QC

October 21, 2024 3:22:48 PM

Start

Execution

QC5 Login Verification - QC - None

7890 - Qualitative test

October 21, 2024 3:23:05 PM

End

Execution

QC5 Login Verification - QC - None

7890 - Qualitative test

October 21, 2024 3:23:45 PM

Start

Execution

System Inspection and Safety: Safety and Operation - 7890 - Qualitative Test - No attempt recorded

None

October 21, 2024 3:23:59 PM

End

Execution

System Inspection and Safety: Safety and Operation - 7890 - Qualitative Test - No attempt recorded

Run Count: 1

Page 1 / 10

Date:

October 22, 2024 9:27:05 AM

System ID:

GC-6_CN11461066

Page 12 / 22

User Name: kareguth@lab.karl
Report Generated by Hostname: LAPTOP-CQ35K0M9
System ID: GC-6_CN11461006
Print Date: October 22, 2024 9:27:05 AM

2024_ALS_GC-6_CN11461006_QQHW Transaction Log:

Time	Transaction State	Activity Performed	Type of Transaction	Optional Information
October 21, 2024 3:24:31 PM	Start	Execution	Intel Pressure Decay - Front SSL - Pressure Controlled Inlet - S: 25.0 psi - L: >= -2.0 psi and <= 0.5 psi	None
October 21, 2024 3:25:26 PM	End	Execution	Intel Pressure Decay - Front SSL - Pressure Controlled Inlet - S: 25.0 psi - L: >= -2.0 psi and <= 0.5 psi	Run Count: 1
October 21, 2024 3:25:28 PM	Start	Execution	Intel Pressure Accuracy - Front SSL - Pressure Controlled Inlet - S: 25.0 psi - L: <= 1.2 psi	None
October 21, 2024 3:25:32 PM	End	Execution	Intel Pressure Accuracy - Front SSL - Pressure Controlled Inlet - S: 25.0 psi - L: <= 1.2 psi	Run Count: 1
October 21, 2024 3:25:50 PM	Start	Execution	Intel Pressure Decay - Back SSL - Pressure Controlled Inlet - S: 25.0 psi - L: >= -2.0 psi and <= 0.5 psi	None
October 21, 2024 3:26:01 PM	End	Execution	Intel Pressure Decay - Back SSL - Pressure Controlled Inlet - S: 25.0 psi - L: >= -2.0 psi and <= 0.5 psi	Run Count: 1
October 21, 2024 3:26:05 PM	Start	Execution	Intel Pressure Accuracy - Back SSL - Pressure Controlled Inlet - S: 25.0 psi - L: <= 1.2 psi	None
October 21, 2024 3:26:10 PM	End	Execution	Intel Pressure Accuracy - Back SSL - Pressure Controlled Inlet - S: 25.0 psi - L: <= 1.2 psi	Run Count: 1
October 21, 2024 3:26:12 PM	Start	Execution	Detector Flow Accuracy - Front FID - Type: Fuel - S: 30.0 mL/min - L: <= 10.0% setpoint	None

Page 2 / 10

Date: October 22, 2024 9:27:05 AM
System ID: GC-6_CN11461006

Page 14 / 22

User Name: kareguth@lab.karl
Report Generated by Hostname: LAPTOP-CQ35K0M9
System ID: GC-6_CN11461006
Print Date: October 22, 2024 9:27:05 AM

2024_ALS_GC-6_CN11461006_QQHW Transaction Log:

Time	Transaction State	Activity Performed	Type of Transaction	Optional Information
October 21, 2024 3:26:50 PM	Start	Data	Detector Flow Accuracy - Front FID - Type: Fuel - S: 30.0 mL/min - L: <= 10.0% setpoint	Manual Data Entry
October 21, 2024 3:26:53 PM	End	Execution	Detector Flow Accuracy - Front FID - Type: Fuel - S: 30.0 mL/min - L: <= 10.0% setpoint	Run Count: 1
October 21, 2024 3:26:54 PM	Start	Execution	Detector Flow Accuracy - Front FID - Type: Oxidizer - S: 400.0 mL/min - L: <= 10.0% setpoint	None
October 21, 2024 3:27:10 PM	Start	Data	Detector Flow Accuracy - Front FID - Type: Oxidizer - S: 400.0 mL/min - L: <= 10.0% setpoint	Manual Data Entry
October 21, 2024 3:27:13 PM	End	Execution	Detector Flow Accuracy - Front FID - Type: Oxidizer - S: 400.0 mL/min - L: <= 10.0% setpoint	Run Count: 1
October 21, 2024 3:29:11 PM	Start	Execution	Detector Flow Accuracy - Front FID - Type: Makeup - S: 25.0 mL/min - L: <= 10.0% setpoint	None
October 21, 2024 3:29:27 PM	Start	Data	Detector Flow Accuracy - Front FID - Type: Makeup - S: 25.0 mL/min - L: <= 10.0% setpoint	Manual Data Entry
October 21, 2024 3:29:28 PM	End	Execution	Detector Flow Accuracy - Front FID - Type: Makeup - S: 25.0 mL/min - L: <= 10.0% setpoint	Run Count: 1
October 21, 2024 3:29:30 PM	Start	Execution	Detector Flow Accuracy - Back FID - Type: Fuel - S: 30.0 mL/min - L: <= 10.0% setpoint	None
October 21, 2024 3:29:47 PM	Start	Data	Detector Flow Accuracy - Back FID - Type: Fuel - S: 30.0 mL/min - L: <= 10.0% setpoint	Manual Data Entry
October 21, 2024 3:29:52 PM	End	Execution	Detector Flow Accuracy - Back FID - Type: Fuel - S: 30.0 mL/min - L: <= 10.0% setpoint	Run Count: 1

Page 3 / 10

Date: October 22, 2024 9:27:05 AM
System ID: GC-6_CN11461006

Page 15 / 22

User Name: kareguth@lab.karl
Report Generated by Hostname: LAPTOP-CQ35K0M9
System ID: GC-6_CN11461006
Print Date: October 22, 2024 9:27:05 AM

2024_ALS_GC-6_CN11461006_QQHW Transaction Log:

Time	Transaction State	Activity Performed	Type of Transaction	Optional Information
October 21, 2024 3:29:54 PM	Start	Execution	Detector Flow Accuracy - Back FID - Type: Oxidizer - S: 400.0 mL/min - L: <= 10.0% setpoint	None
October 21, 2024 3:30:07 PM	Start	Data	Detector Flow Accuracy - Back FID - Type: Oxidizer - S: 400.0 mL/min - L: <= 10.0% setpoint	Manual Data Entry
October 21, 2024 3:30:09 PM	End	Execution	Detector Flow Accuracy - Back FID - Type: Oxidizer - S: 400.0 mL/min - L: <= 10.0% setpoint	Run Count: 1
October 21, 2024 3:30:11 PM	Start	Execution	Detector Flow Accuracy - Back FID - Type: Makeup - S: 25.0 mL/min - L: <= 10.0% setpoint	None
October 21, 2024 3:30:34 PM	Start	Data	Detector Flow Accuracy - Back FID - Type: Makeup - S: 25.0 mL/min - L: <= 10.0% setpoint	Manual Data Entry
October 21, 2024 3:30:37 PM	End	Execution	Detector Flow Accuracy - Back FID - Type: Makeup - S: 25.0 mL/min - L: <= 10.0% setpoint	Run Count: 1
October 21, 2024 3:30:38 PM	Start	Execution	GC Oven Temperature Accuracy - 7800 - Temperature : Oven - S: 255.0°C - L: >= -1.0 AND <= 1.0 % setpoint in K	None
October 21, 2024 3:31:55 PM	Start	Data	GC Oven Temperature Accuracy - 7800 - Temperature : Oven - S: 255.0°C - L: >= -1.0 AND <= 1.0 % setpoint in K	Manual Data Entry
October 21, 2024 3:31:57 PM	End	Execution	GC Oven Temperature Accuracy - 7800 - Temperature : Oven - S: 255.0°C - L: >= -1.0 AND <= 1.0 % setpoint in K	Run Count: 1

Page 4 / 10

Date: October 22, 2024 9:27:05 AM
System ID: GC-6_CN11461006

Page 16 / 22

User Name: kareguth@lab.karl
Report Generated by Hostname: LAPTOP-CQ35K0M9
System ID: GC-6_CN11461006
Print Date: October 22, 2024 9:27:05 AM

2024_ALS_GC-6_CN11461006_QQHW Transaction Log:

Time	Transaction State	Activity Performed	Type of Transaction	Optional Information
October 21, 2024 3:31:59 PM	Start	Execution	GC Oven Temperature Accuracy - 7800 - Temperature : Oven - S: 100.0°C - L: >= -1.0 AND <= 1.0 % setpoint in K	None
October 21, 2024 3:34:37 PM	Start	Data	GC Oven Temperature Accuracy - 7800 - Temperature : Oven - S: 100.0°C - L: >= -1.0 AND <= 1.0 % setpoint in K	Manual Data Entry
October 21, 2024 3:34:39 PM	End	Execution	GC Oven Temperature Accuracy - 7800 - Temperature : Oven - S: 100.0°C - L: >= -1.0 AND <= 1.0 % setpoint in K	Run Count: 1
October 21, 2024 3:34:42 PM	Start	Execution	GC Oven Temperature Stability - 7800 - Temperature : Oven - S: 100.0°C - L: <= 0.5°C	None
October 21, 2024 3:35:05 PM	Start	Data	GC Oven Temperature Stability - 7800 - Temperature : Oven - S: 100.0°C - L: <= 0.5°C	Manual Data Entry
October 21, 2024 3:35:07 PM	End	Execution	GC Oven Temperature Stability - 7800 - Temperature : Oven - S: 100.0°C - L: <= 0.5°C	Run Count: 1
October 21, 2024 3:39:30 PM	Start	Execution	GC Scouting Run - Injection Tower, Front SSL, Front FID - Part of System Preparation - No little associated	None
October 21, 2024 3:45:13 PM	Start	Not Closed	Session	None
October 22, 2024 8:55:47 AM	Start	Not Resumed	Session	None
October 22, 2024 8:53:59 AM	Start	Session/Rebooted	Session	None
October 22, 2024 8:56:02 AM	Start	Qualification	Session	QC

Page 5 / 10

Date: October 22, 2024 9:27:05 AM
System ID: GC-6_CN11461006

Page 17 / 22

User Name: xiangzhi@labk
Report Generated by Hostname: LAPTOP-QG3SHOMVSystem ID: GC-6_CN11461066
Print Date: October 22, 2024 9:27:56 AM

2024_ALS_GC-6_CN11461066_QQHW Transaction Log:

Time	Transaction State	Activity Performed	Type of Transaction	Optional Information
October 22, 2024 8:55:03 AM	Start	Execution	GC Scouting Run - Injection Tower, Front SSL, Front FID - Part of System Preparation - No limits associated	None
October 22, 2024 8:56:46 AM	Wait	Wait	GC Scouting Run - Injection Tower, Front SSL, Front FID - Part of System Preparation - No limits associated	Data File Path: G:\Data\Front\Front_SSL\FID1A.ch
October 22, 2024 8:57:25 AM	End	Execution	GC Scouting Run - Injection Tower, Front SSL, Front FID - Part of System Preparation - No limits associated	Run Count: 1
October 22, 2024 8:57:39 AM	Start	Execution	Hold and Drift - Front FID - Detector FID - L (Noise) <= 6.10 pA - L (Drift) <= 2.50 pA/hour	None
October 22, 2024 8:58:03 AM	Wait	Wait	Hold and Drift - Front FID - Detector FID - L (Noise) <= 6.10 pA - L (Drift) <= 2.50 pA/hour	Data File Path: G:\Data\Front\Front_SSL\FID10.D\FID1A.ch
October 22, 2024 8:58:37 AM	End	Execution	Hold and Drift - Front FID - Detector FID - L (Noise) <= 6.10 pA - L (Drift) <= 2.50 pA/hour	Run Count: 1
October 22, 2024 8:58:40 AM	Start	Execution	Injection Precision - Injection Tower, Front SSL, Front FID - GC - L (Area) <= 3.00% - L (Ret. Time) <= 1.00%	None
October 22, 2024 8:59:06 AM	Wait	Wait	Injection Precision - Injection Tower, Front SSL, Front FID - GC - L (Area) <= 3.00% - L (Ret. Time) <= 1.00%	Data Manager was in a data verification state but the user chose to start over

Page 6 / 10

Date: October 22, 2024 9:27:56 AM
System ID: GC-6_CN11461066

Page 18 / 22

User Name: xiangzhi@labk
Report Generated by Hostname: LAPTOP-QG3SHOMVSystem ID: GC-6_CN11461066
Print Date: October 22, 2024 9:27:56 AM

2024_ALS_GC-6_CN11461066_QQHW Transaction Log:

Time	Transaction State	Activity Performed	Type of Transaction	Optional Information
October 22, 2024 9:01:43 AM	Wait	Wait	Injection Precision - Injection Tower, Front SSL, Front FID - GC - L (Area) <= 3.00% - L (Ret. Time) <= 1.00%	Data File Path: G:\Data\Front\Front_SSL\FID10.D\FID1A.ch
October 22, 2024 9:01:43 AM	Wait	Wait	Injection Precision - Injection Tower, Front SSL, Front FID - GC - L (Area) <= 3.00% - L (Ret. Time) <= 1.00%	Data File Path: G:\Data\Front\Front_SSL\FID10.D\FID1A.ch
October 22, 2024 9:01:43 AM	Wait	Wait	Injection Precision - Injection Tower, Front SSL, Front FID - GC - L (Area) <= 3.00% - L (Ret. Time) <= 1.00%	Data File Path: G:\Data\Front\Front_SSL\FID10.D\FID1A.ch
October 22, 2024 9:01:43 AM	Wait	Wait	Injection Precision - Injection Tower, Front SSL, Front FID - GC - L (Area) <= 3.00% - L (Ret. Time) <= 1.00%	Data File Path: G:\Data\Front\Front_SSL\FID10.D\FID1A.ch
October 22, 2024 9:01:43 AM	Wait	Wait	Injection Precision - Injection Tower, Front SSL, Front FID - GC - L (Area) <= 3.00% - L (Ret. Time) <= 1.00%	Data File Path: G:\Data\Front\Front_SSL\FID10.D\FID1A.ch
October 22, 2024 9:01:43 AM	Wait	Wait	Injection Precision - Injection Tower, Front SSL, Front FID - GC - L (Area) <= 3.00% - L (Ret. Time) <= 1.00%	Data File Path: G:\Data\Front\Front_SSL\FID10.D\FID1A.ch
October 22, 2024 9:01:43 AM	Wait	Wait	Injection Precision - Injection Tower, Front SSL, Front FID - GC - L (Area) <= 3.00% - L (Ret. Time) <= 1.00%	Data File Path: G:\Data\Front\Front_SSL\FID10.D\FID1A.ch
October 22, 2024 9:01:43 AM	Wait	Wait	Injection Precision - Injection Tower, Front SSL, Front FID - GC - L (Area) <= 3.00% - L (Ret. Time) <= 1.00%	Data File Path: G:\Data\Front\Front_SSL\FID10.D\FID1A.ch
October 22, 2024 9:02:11 AM	End	Execution	Injection Precision - Injection Tower, Front SSL, Front FID - GC - L (Area) <= 3.00% - L (Ret. Time) <= 1.00%	Run Count: 1
October 22, 2024 9:02:16 AM	Start	Execution	Signal to Noise - Injection Tower, Front SSL, Front FID - Detector FID - L >= 300000	None
October 22, 2024 9:02:34 AM	Wait	Wait	Signal to Noise - Injection Tower, Front SSL, Front FID - Detector FID - L >= 300000	Data File Path: G:\Data\Front\Front_SSL\FID10.D\FID1A.ch

Page 7 / 10

Date: October 22, 2024 9:27:56 AM
System ID: GC-6_CN11461066

Page 19 / 22

User Name: xiangzhi@labk
Report Generated by Hostname: LAPTOP-QG3SHOMVSystem ID: GC-6_CN11461066
Print Date: October 22, 2024 9:27:56 AM

2024_ALS_GC-6_CN11461066_QQHW Transaction Log:

Time	Transaction State	Activity Performed	Type of Transaction	Optional Information
October 22, 2024 9:02:54 AM	End	Execution	Signal to Noise - Injection Tower, Back SSL, Back FID - Detector FID - L >= 300000	Run Count: 1
October 22, 2024 9:03:00 AM	Start	Execution	GC Scouting Run - Injection Tower, Back SSL, Back FID - Part of System Preparation - No limits associated	None
October 22, 2024 9:03:31 AM	Wait	Wait	GC Scouting Run - Injection Tower, Back SSL, Back FID - Part of System Preparation - No limits associated	Data File Path: G:\Data\Back\Back_SSL\FID20.D\FID20.ch
October 22, 2024 9:04:03 AM	End	Execution	GC Scouting Run - Injection Tower, Back SSL, Back FID - Part of System Preparation - No limits associated	Run Count: 1
October 22, 2024 9:04:06 AM	Start	Execution	Hold and Drift - Back FID - Detector FID - L (Noise) <= 6.10 pA - L (Drift) <= 2.50 pA/hour	None
October 22, 2024 9:04:56 AM	Wait	Wait	Hold and Drift - Back FID - Detector FID - L (Noise) <= 6.10 pA - L (Drift) <= 2.50 pA/hour	Data File Path: G:\Data\Back\Back_SSL\FID20.D\FID20.ch
October 22, 2024 9:05:13 AM	End	Execution	Hold and Drift - Back FID - Detector FID - L (Noise) <= 6.10 pA - L (Drift) <= 2.50 pA/hour	Run Count: 1
October 22, 2024 9:05:28 AM	Start	Execution	Injection Precision - Injection Tower, Back SSL, Back FID - GC - L (Area) <= 3.00% - L (Ret. Time) <= 1.00%	None

Page 8 / 10

Date: October 22, 2024 9:27:56 AM
System ID: GC-6_CN11461066

Page 20 / 22

User Name: xiangzhi@labk
Report Generated by Hostname: LAPTOP-QG3SHOMVSystem ID: GC-6_CN11461066
Print Date: October 22, 2024 9:27:56 AM

2024_ALS_GC-6_CN11461066_QQHW Transaction Log:

Time	Transaction State	Activity Performed	Type of Transaction	Optional Information
October 22, 2024 9:10:44 AM	Wait	Wait	Injection Precision - Injection Tower, Back SSL, Back FID - GC - L (Area) <= 3.00% - L (Ret. Time) <= 1.00%	Data File Path: G:\Data\Back\Back_SSL\FID20.D\FID20.ch
October 22, 2024 9:10:44 AM	Wait	Wait	Injection Precision - Injection Tower, Back SSL, Back FID - GC - L (Area) <= 3.00% - L (Ret. Time) <= 1.00%	Data File Path: G:\Data\Back\Back_SSL\FID20.D\FID20.ch
October 22, 2024 9:10:44 AM	Wait	Wait	Injection Precision - Injection Tower, Back SSL, Back FID - GC - L (Area) <= 3.00% - L (Ret. Time) <= 1.00%	Data File Path: G:\Data\Back\Back_SSL\FID20.D\FID20.ch
October 22, 2024 9:10:44 AM	Wait	Wait	Injection Precision - Injection Tower, Back SSL, Back FID - GC - L (Area) <= 3.00% - L (Ret. Time) <= 1.00%	Data File Path: G:\Data\Back\Back_SSL\FID20.D\FID20.ch
October 22, 2024 9:10:44 AM	Wait	Wait	Injection Precision - Injection Tower, Back SSL, Back FID - GC - L (Area) <= 3.00% - L (Ret. Time) <= 1.00%	Data File Path: G:\Data\Back\Back_SSL\FID20.D\FID20.ch
October 22, 2024 9:10:44 AM	Wait	Wait	Injection Precision - Injection Tower, Back SSL, Back FID - GC - L (Area) <= 3.00% - L (Ret. Time) <= 1.00%	Data File Path: G:\Data\Back\Back_SSL\FID20.D\FID20.ch
October 22, 2024 9:10:44 AM	Wait	Wait	Injection Precision - Injection Tower, Back SSL, Back FID - GC - L (Area) <= 3.00% - L (Ret. Time) <= 1.00%	Data File Path: G:\Data\Back\Back_SSL\FID20.D\FID20.ch
October 22, 2024 9:10:44 AM	Wait	Wait	Injection Precision - Injection Tower, Back SSL, Back FID - GC - L (Area) <= 3.00% - L (Ret. Time) <= 1.00%	Data File Path: G:\Data\Back\Back_SSL\FID20.D\FID20.ch
October 22, 2024 9:11:15 AM	End	Execution	Injection Precision - Injection Tower, Back SSL, Back FID - GC - L (Area) <= 3.00% - L (Ret. Time) <= 1.00%	Run Count: 1
October 22, 2024 9:11:23 AM	Start	Execution	Signal to Noise - Injection Tower, Back SSL, Back FID - Detector FID - L >= 300000	None
October 22, 2024 9:11:45 AM	Wait	Wait	Signal to Noise - Injection Tower, Back SSL, Back FID - Detector FID - L >= 300000	Data File Path: G:\Data\Back\Back_SSL\FID20.D\FID20.ch

Page 9 / 10

Date: October 22, 2024 9:27:56 AM
System ID: GC-6_CN11461066

Page 21 / 22

User Name: aseng@thai-lab
Report Generated by: Harisorn LAPTIP-CG/TSKQWV

System ID: GC-6, CN1451056
Print Date: October 22, 2024 9:27:05 AM

2024_A15_GC-6_CN1451056_QQHW Transaction Log:

Time	Transaction State	Activity Performed	Type of Transaction	Optional Information
October 22, 2024 9:12:00 AM	End	Execution	Signal to Noise - Injection Tower, Road Sol. Back FID - Detector PID - L.L. = 300000	Run Count: 1
October 22, 2024 9:12:15 AM	End	Qualification	Session	QC
October 22, 2024 9:12:15 AM	Start	Reporting	Session	None
October 22, 2024 9:24:09 AM	Auto	Reporting	Session	Report Generated: Certificate
October 22, 2024 9:25:06 AM	Auto	Reporting	Session	Report Generated: Report

Page: 02 / 02

Date: October 22, 2024 9:27:05 AM
System ID: GC-6, CN1451056

Page 22 / 22

SITHIPORN ASSOCIATES CO., LTD. CALIBRATION LABORATORY

451-451/1 Sirinthorn Road, Bangbunrua, Bangkok, 10700 Thailand
Tel: +66 2433 8331 Email: calibration@sithiporn.com

SITHIPORN
ASSOCIATES



Cert. No.: ACC24038
Pages: 1 of 3

Calibration Certificate

Equipment: SOUND CALIBRATOR
Manufacturer: RION
Model: NC-74
Serial No.: 34178124
ID No.: RYG_FS0216

Condition As Found: GOOD

Customer: ALS LABORATORY GROUP (THAILAND) CO., LTD.
104 PHATTHANAKAN 40, PHATTHANAKAN ROAD,
KHWAENG PHATTHANAKAN, KHET SUAN LUANG,
BANGKOK, 10250 THAILAND.

Location: -
Ambient Temperature: (23.0 ± 3) °C
Pressure: (101.3 ± 3) kPa
Relative Humidity: (50.0 ± 20) %

Received Date: 09 AUGUST 2024
Calibration Date: 23 AUGUST 2024
Date of Issue: 26 AUGUST 2024

Calibrated by: Nathakorn Pisutpaisan

Approved by:

This certificate is issued in accordance with the requirements of ISO/IEC 17025 standard, may not be reproduced other than in full, except with the prior written approval of the head of Calibration Laboratory.

SITHIPORN ASSOCIATES CO., LTD. CALIBRATION LABORATORY

451-451/1 Sirinthorn Road, Bangbunrua, Bangkok, 10700 Thailand
Tel: +66 2433 8331 Email: calibration@sithiporn.com



Cert. No.: ACC24038
Job No.: VC67AC0140
Pages: 2 of 3

Calibration Procedure: CP-AC-03

Calibration Method:

This equipment was calibrated by follow on IEC-60942-2003 Standard.

The sound pressure level, frequency and total distortion of the sound calibrator was measured using the reference microphone.

Condition of this result of calibration:

1. Reference Standard Instruments:

Instrument	Model	Serial No.	Cert. No.	Due Date
Waveform Generator	33511B	MY52302742	EF-0007-24	05-FEB-25
Digital Multimeter	33461A	MY53220104	EEL-BP 21/0267	13-FEB-25
Digital Multimeter	33461A	MY53220076	EEL-BP 20/0267	15-FEB-25
Digital Multimeter	33461A	MY60024273	EEL-BP 22/0267	15-FEB-25
Programmable Attenuator	MAT-1070	62100114	EF-0008-24	05-FEB-25
Condenser Microphone	4180	2977900	AA-1001-24	12-FEB-25
Measuring Amplifier	NA-42KAI	34560495	AA-3001-24	05-FEB-25
Audio Analyzer	AVR-3360A	V744B6069	EF-0009-24	09-FEB-25

2. This result of calibration was found accurate as shown on date and place of calibration for this calibrated item only.

3. This certificate is traceable to the international system of unit maintained at:

3.1 National Institute of Metrology (Thailand).

3.2 Thailand Institute of Scientific and Technological Research (TISTR).

SITHIPORN ASSOCIATES CO., LTD. CALIBRATION LABORATORY

451-451/1 Sirinthorn Road, Bangbunrua, Bangkok, 10700 Thailand
Tel: +66 2433 8331 Email: calibration@sithiporn.com



Cert. No.: ACC24038
Job No.: VC67AC0140
Pages: 3 of 3

Result of calibration:

1. Sound pressure level

Specified sound pressure level (dB)	Measured value (dB)	Deviated value (dB)	Uncertainty (dB)	Acceptance limit (dB)
94	94.17	0.17	0.80	0.40

2. Frequency

Specified Frequency (Hz)	Measured value (Hz)	Deviated value (%)	Uncertainty (%)	Acceptance limit (%)
1000	1001.3	0.1	0.1	1.0

3. Total distortion

Measured value (%)	Uncertainty (%)	Acceptance limit (%)
2.16	0.10	3.0

The reported uncertainty is based on a standard uncertainty multiplied by coverage factor $k = 2$ or any value following calculation, providing a level of confidence of approximately 95 %

End of Calibration Certificate

Calibration Certificate

Cert. No. : ACL24306
Pages : 1 of 8

Equipment : SOUND LEVEL METER
Manufacturer : RION
Model : NL-42 / Microphone UC-52 / Preamplifier NH-24
Serial No.: 00597169 / 158770 / 34370
ID No.: RYG_FS0439

Condition As Found : GOOD

Customer : ALS LABORATORY GROUP (THAILAND) CO., LTD.
104 PHATTHANAKAN 40, PHATTHANAKAN ROAD,
KHAENG PHATTHANAKAN, KHET SUAN LUANG,
BANGKOK, 10250 THAILAND.

Location :
Ambient Temperature : (23.0 ± 3) °C
Pressure : (101.3 ± 3) kPa
Relative Humidity : (50.0 ± 20) %

Received Date : 23 SEPTEMBER 2024
Calibration Date : 09 OCTOBER 2024
Date of Issue : 09 OCTOBER 2024

Calibrated by : Nathakorn Pisutpaisan

Approved by :

This certificate is issued in accordance with the requirements of ISO/IEC 17025 standard, may not be reproduced other than in full, except with the prior written approval of the head of Calibration Laboratory.

Cert. No. : ACL24306
Job No. : VC67AC0164
Pages : 2 of 8

Calibration Procedure : CP-AC-01

Calibration Method :

This equipment was calibrated by follow on IEC-61672-3 (2013) Standard for sound level meter (SLM). The SLM had tests to Acoustical and Electrical signal tests of frequency weighting with Anechoic chamber and Reference Standard Instruments. For tests results of each items were made by observation of each Instruments display and also with SLM's display.

Condition of this result of calibration :

1. Reference Standard Instruments :

Instrument	Model	Serial No.	Cert. No.	Due Date
Waveform Generator	33210A	MY48017076	EF-0009-24	05-FEB-25
Waveform Generator	33511B	MY52302742	EF-0007-24	05-FEB-25
Digital Multimeter	33461A	MY53220104	EEL-BP 21/0267	13-FEB-25
Digital Multimeter	33461A	MY53220076	EEL-BP 20/0267	15-FEB-25
Digital Multimeter	34461A	MY60024273	EEL-BP 22/0267	15-FEB-25
Programmable Attenuator	MAT-1070	62100114	EF-0008-24	05-FEB-25
Condenser Microphone	4180	2977900	AA-1001-24	12-FEB-25
Measuring Amplifier	NA-42KAJ	34560495	AA-3001-24	05-FEB-25

2. This result of calibration was found accurate as shown on date and place of calibration for this calibrated item only.
3. This certificate is traceable to the international system of unit maintained at :

- 3.1 National Institute of Metrology (Thailand).
3.2 Thailand Institute of Scientific and Technological Research (TISTR).

Cert. No. : ACL24306
Job No. : VC67AC0164
Pages : 3 of 8

Summary of Measurement Result :

Parameter	Uncertainty (dB)	Maximum-permitted uncertainty of measurement (dB)
1. Absolute sensitivity	0.2	N/A
2. Self-generated noise	0.2	N/A
3. Acoustical signal tests of frequency weightings		
125 Hz	0.3	0.6
1000 Hz	0.3	0.6
8000 Hz	0.3	0.7
4. Electrical signal tests of frequency weightings		
For 10 Hz to 4 kHz	0.3	0.6
For > 4 kHz to 10 kHz	0.3	0.7
For > 10 kHz to 20 kHz	0.3	1.0
5. Frequency and time weightings at 1 kHz	0.2	0.2
6. Long-term stability	0.1	0.1
7. Level linearity on the reference level range	0.2	0.3
8. Level linearity including the level range control	0.2	0.3
9. Tone burst response	0.2	0.3
10. Peak C sound level	0.2	0.35
11. Overload indication	0.2	0.25
12. High level stability	0.1	0.1

Cert. No. : ACL24306
Job No. : VC67AC0164
Page : 4 of 8

Result of calibration :

1. Absolute sensitivity

Reference Acoustic Signal (dB)	Measured Value (dB)	Deviation (dB)	Acceptance Limit (dB)
93.9 (93.94)	93.9	0.0	±0.3

2. Self-generated noise

2.1 Normal test

Measured Value (dB)
13.4

2.2 The microphone of the sound level meter was replaced by electrical signal input device.

Frequency Weighting	Weighting (dB)
A-weight	10.8
C-weight	16.8
Flat	22.4

3. Acoustical signal tests of frequency weightings

Meter free-field acoustic response at a level of 84 dB

Frequency (Hz)	Deviation from various frequency weighting response curve (dB)			
	Flat	C-weight	A-weight	Acceptance Limits
125	0.3	0.4	0.4	± 1.5
1000	0.0	0.0	0.0	± 1.0
8000	-1.9	-1.8	-1.8	±5.0

Cert. No. : ACL24306
Job No. : VC67AC0164
Pages : 5 of 8

4. Electrical signal tests of frequency weightings

Weighting network response with relative to 1 kHz.

Frequency (Hz)	Deviation from various frequency weighting response curve (dB)			
	Flat	C-weight	A-weight	Acceptance Limits
63	0.0	0.0	0.0	±2.0
125	0.0	0.0	0.0	±1.5
250	0.0	0.0	0.0	±1.5
500	0.0	0.0	0.0	±1.5
1000	0.0	0.0	0.0	±1.0
2000	0.0	0.0	0.0	±2.0
4000	0.0	0.0	0.0	±3.0
8000	0.0	0.1	0.1	±5.0

5. Frequency and time weightings at 1 kHz

5.1 Frequency weightings at 1 kHz

Frequency Weighting	Anticipated Value (dB)	Measured Value (dB)	Deviated Value (dB)	Acceptance Limits (dB)
A - weight	94.0	94.0	0.0	± 0.2
C - weight	94.0	94.0	0.0	± 0.2
Flat	94.0	94.0	0.0	± 0.2

5.2 Time weighting at 1 kHz

Frequency Weighting	Anticipated Value (dB)	Measured Value (dB)	Deviated Value (dB)	Acceptance Limits (dB)
Fast	94.0	94.0	0.0	± 0.1
Slow	94.0	94.0	0.0	± 0.1
Leq	94.0	94.0	0.0	± 0.1

6. Long - term stability

Frequency Weighting	SLM Display at initial (dB)	SLM Display at final (dB)	Deviated Value (dB)	Acceptance Limits (dB)
A - weight	94.0	94.0	0.0	± 0.3

Cert. No. : ACL24306
Job No. : VC67AC0164
Pages : 6 of 8

7. Level linearity on the reference level range

Anticipated Value (dB)	Measured Value (dB)	Deviated Value (dB)	Acceptance Limits (dB)
137.0	137.0	0.0	± 1.1
136.0	136.0	0.0	± 1.1
135.0	135.0	0.0	± 1.1
134.0	134.0	0.0	± 1.1
133.0	133.0	0.0	± 1.1
132.0	132.0	0.0	± 1.1
131.0	131.0	0.0	± 1.1
129.0	129.0	0.0	± 1.1
124.0	124.0	0.0	± 1.1
119.0	119.0	0.0	± 1.1
114.0	114.0	0.0	± 1.1
109.0	109.0	0.0	± 1.1
104.0	104.0	0.0	± 1.1
99.0	99.0	0.0	± 1.1
94.0	94.0	0.0	± 1.1
89.0	89.0	0.0	± 1.1
84.0	84.0	0.0	± 1.1
79.0	79.0	0.0	± 1.1
74.0	74.0	0.0	± 1.1
69.0	69.0	0.0	± 1.1
64.0	64.0	0.0	± 1.1
59.0	59.0	0.0	± 1.1
54.0	54.0	0.0	± 1.1
49.0	49.0	0.0	± 1.1
44.0	44.0	0.0	± 1.1
39.0	38.9	-0.1	± 1.1
34.0	34.0	0.0	± 1.1
30.0	30.0	0.0	± 1.1
29.0	29.1	0.1	± 1.1
28.0	28.1	0.1	± 1.1
27.0	27.1	0.1	± 1.1
26.0	26.2	0.2	± 1.1
25.0	25.3	0.3	± 1.1

Cert. No. : ACL24306
Job No. : VC67AC0164
Pages : 7 of 8

8. Level linearity including the level range control

Range	Anticipated Value (dB)	Measured Value (dB)	Deviated Value (dB)	Acceptance Limits (dB)
130	94.0	94.0	0.0	±1.1

Range	Anticipated Value (dB)	Measured Value (dB)	Deviated Value (dB)	Acceptance Limits (dB)
130	30.0	30.1	0.1	±1.1

9. Tone burst response

Time Weighting	Tone burst duration, Tb (ms)	Cycle	Anticipated Value (dB)	Measured Value (dB)	Deviated Value (dB)	Acceptance Limits (dB)
Fast	0.25	1	108.0	107.9	-0.1	1.5 ; -5.0
	2	8	117.0	117.0	0.0	1.0 ; -2.5
	200	800	134.0	134.0	0.0	±1.0
Slow	2	8	108.0	108.0	0.0	1.5 ; -5.0
	200	800	127.6	127.6	0.0	±1.0
	0.25	1	99.0	98.9	-0.1	1.5 ; -5.0
SEL	2	8	108.0	108.0	0.0	1.0 ; -2.5
	200	800	128.0	128.0	0.0	±1.0

Cert. No. : ACL24306
Job No. : VC67AC0164
Pages : 8 of 8

10. Peak C sound level

Number of cycle in test signal	Anticipated Value (dB)	Measured Value, L _{peak} (dB)	Deviated Value (dB)	Acceptance Limits (dB)
Continuous	133.0	133.0	0.0	±3.0
One	136.4	136.3	-0.1	±3.0

Number of cycle in test signal	Anticipated Value (dB)	Measured Value (dB)	Deviated Value (dB)	Acceptance Limits (dB)
Continuous	133.0	133.0	0.0	±2.0
Positive half cycle	135.4	135.2	-0.2	±2.0
Negative half cycle	135.4	135.2	-0.2	±2.0

11. Overload indication

Measured value (dB)		Deviated Value (dB)	Acceptance Limits (dB)
Positive one-half cycle	Negative one-half cycle		
89.6	89.6	0.0	±1.5

12. High level stability

Frequency Weighting	SLM Display at initial (dB)	SLM Display at final (dB)	Deviated Value (dB)	Acceptance Limits (dB)
A - weight	137.0	137.0	0.0	±0.3

The reported uncertainty is based on a standard uncertainty multiplied by coverage factor $k = 2$
or any value following calculation, providing a level of confidence of approximately 95 %

End of Calibration Certificate

Calibration Certificate

Equipment : SOUND CALIBRATOR
Manufacturer : RION
Model : NC-75
Serial No.: 35002736
ID No.: RYG_FS0496

Condition As Found : GOOD

Customer : ALS LABORATORY GROUP (THAILAND) CO., LTD.
104 PHATTHANAKAN 40, PHATTHANAKAN ROAD,
KHWAENG PHATTHANAKAN, KHET SUAN LUANG,
BANGKOK, 10250 THAILAND.

Location : -
Ambient Temperature : (23.0 ± 3) °C
Pressure : (101.3 ± 3) kPa
Relative Humidity : (50.0 ± 20) %

Received Date : 19 JANUARY 2024
Calibration Date : 26 JANUARY 2024
Date of Issue : 29 JANUARY 2024

Calibrated by : Nathakorn Pisutpaisan

Approved by :

This certificate is issued in accordance with the requirements of ISO/IEC 17025 standard, may not be reproduced
other than in full, except with the prior written approval of the head of Calibration Laboratory.

Calibration Procedure : CP-AC-03

Calibration Method :

This equipment was calibrated by follow on IEC-60942-2003 Standard.

The sound pressure level, frequency and total distortion of the sound calibrator was measured using the reference microphone.

Condition of this result of calibration :

1. Reference Standard Instruments :

Instrument	Model	Serial No.	Cert. No.	Due Date
Waveform Generator	33511B	MY52302742	EF-0010-23	07-FEB-24
Digital Multimeter	33461A	MY53220104	EEL_BP 30/0266	13-FEB-24
Digital Multimeter	33461A	MY53220076	EEL_BP 30/0267	13-FEB-24
Digital Multimeter	33461A	MY60024273	EEL_BP 31/0266	14-FEB-24
Programmable Attenuator	MAT-1070	62100114	EF-0011-23	08-FEB-24
Condenser Microphone	4180	29779900	AA-1001-23	14-FEB-24
Measuring Amplifier	NA-42KAI	34560495	AA-3002-23	14-FEB-24
Audio Analyzer	AVR-3360A	V744B6069	EF-0012-23	10-FEB-24

2. This result of calibration was found accurate as shown on date and place of calibration for this calibrated item only.

3. This certificate is traceable to the international system of unit maintained at :

3.1 National Institute of Metrology (Thailand).

3.2 Thailand Institute of Scientific and Technological Research (TISTR).

Result of calibration :

1. Sound pressure level

Specified sound pressure level (dB)	Measured value (dB)	Deviated value (dB)	Uncertainty (dB)	Acceptance limit (dB)
94	93.98	-0.02	0.14	0.40

2. Frequency

Specified Frequency (Hz)	Measured value (Hz)	Deviated value (%)	Uncertainty (%)	Acceptance limit (%)
1000	1000.0	0.0	0.1	1.0

3. Total distortion

Measured value (%)	Uncertainty (%)	Acceptance limit (%)
0.83	0.10	3.0

The reported uncertainty is based on a standard uncertainty multiplied by coverage factor $k = 2$
or any value following calculation, providing a level of confidence of approximately 95 %

End of Calibration Certificate

Calibration Certificate

Equipment : SOUND LEVEL METER
Manufacturer : RION
Model : NL-42A / Microphone UC-52 / Preamplifier NH-24
Serial No.: 00623391 / 198638 / 26419
ID No.: RYG_FS0616

Condition As Found : GOOD

Customer : ALS LABORATORY GROUP (THAILAND) CO., LTD.
104 PHATTHANAKAN 40, PHATTHANAKAN ROAD,
KHWAENG PHATTHANAKAN, KHET SUAN LUANG,
BANGKOK, 10250 THAILAND.

Location : -
Ambient Temperature : (23.0 ± 3) °C
Pressure : (101.3 ± 3) kPa
Relative Humidity : (50.0 ± 20) %

Received Date : 19 DECEMBER 2023
Calibration Date : 05-08 JANUARY 2024
Date of Issue : 09 JANUARY 2024

Calibrated by : Nathakorn Pisutpaisan

Approved by :

This certificate is issued in accordance with the requirements of ISO/IEC 17025 standard, may not be reproduced
other than in full, except with the prior written approval of the head of Calibration Laboratory.

SITHIPORN ASSOCIATES CO., LTD.
CALIBRATION LABORATORY

451-451/1 Srinthorn Road, Bangbunru, Bangkok, 10700 Thailand
Tel: +66 2433 8331 Email: calibration@sithiporn.com



Cert. No. : ACL24013
Job No. : VC67AC0044
Pages : 2 of 8

Calibration Procedure : CP-AC-01

Calibration Method :

This equipment was calibrated by follow on IEC-61672-3 (2013) Standard for sound level meter (SLM).
The SLM had tests to Acoustical and Electrical signal tests of frequency weighting with Anechoic chamber and Reference Standard Instruments.

For tests results of each items were made by observation of each Instruments display and also with SLM's display.

Condition of this result of calibration :

1. Reference Standard Instruments :

Instrument	Model	Serial No.	Cert. No.	Due Date
Waveform Generator	33210A	MY48017076	EF-0009-23	07-FEB-24
Waveform Generator	33511B	MY52302742	EF-0010-23	07-FEB-24
Digital Multimeter	33461A	MY53220104	EEL_BP 30/0266	13-FEB-24
Digital Multimeter	33461A	MY53220076	EEL_BP 29/0266	13-FEB-24
Digital Multimeter	34461A	MY60024273	EEL_BP 31/0266	14-FEB-24
Programmable Attenuator	MAT-1070	62100114	EF-0011-23	08-FEB-24
Condenser Microphone	4180	2977900	AA-1001-23	14-FEB-24
Measuring Amplifier	NA-42KAI	34560495	AA-3002-23	14-FEB-24

2. This result of calibration was found accurate as shown on date and place of calibration for this calibrated item only.

3. This certificate is traceable to the international system of unit maintained at :

- 3.1 National Institute of Metrology (Thailand).
- 3.2 Thailand Institute of Scientific and Technological Research (TISTR).

SITHIPORN ASSOCIATES CO., LTD.
CALIBRATION LABORATORY

451-451/1 Srinthorn Road, Bangbunru, Bangkok, 10700 Thailand
Tel: +66 2433 8331 Email: calibration@sithiporn.com



Cert. No. : ACL24013
Job No. : VC67AC0044
Pages : 3 of 8

Summary of Measurement Result :

Parameter	Uncertainty	Maximum-permitted
	(dB)	uncertainty of measurement (dB)
1. Absolute sensitivity	0.2	N/A
2. Self-generated noise	0.2	N/A
3. Acoustical signal tests of frequency weightings		
125 Hz	0.3	0.6
1000 Hz	0.3	0.6
8000 Hz	0.3	0.7
4. Electrical signal tests of frequency weightings		
For 10 Hz to 4 kHz	0.3	0.6
For > 4 kHz to 10 kHz	0.3	0.7
For > 10 kHz to 20 kHz	-	1.0
5. Frequency and time weightings at 1 kHz	0.2	0.2
6. Long - term stability	0.1	0.1
7. Level linearity on the reference level range	0.2	0.3
8. Level linearity including the level range control	0.2	0.3
9. Tone burst response	0.2	0.3
10. Peak C sound level	0.2	0.35
11. Overload indication	0.2	0.25
12. High level stability	0.1	0.1

SITHIPORN ASSOCIATES CO., LTD.
CALIBRATION LABORATORY

451-451/1 Srinthorn Road, Bangbunru, Bangkok, 10700 Thailand
Tel: +66 2433 8331 Email: calibration@sithiporn.com



Cert. No. : ACL24013
Job No. : VC67AC0044
Pages : 4 of 8

Result of calibration :

1. Absolute sensitivity

Reference Acoustic Signal (dB)	Measured Value (dB)	Deviation (dB)	Acceptance Limit (dB)
93.9 (93.98)	93.9	0.0	±0.3

2. Self-generated noise

2.1 Normal test

Measured Value (dB)
15.1

2.2 The microphone of the sound level meter was replaced by electrical signal input device.

Frequency Weighting	Measured value (dB)
A - weight	13.8
C - weight	20.3
Flat	25.8

3. Acoustical signal tests of frequency weightings

Meter free-field acoustic response at a level of 84 dB

Frequency (Hz)	Deviation from various frequency weighting response curve (dB)			
	Flat	C-weight	A-weight	Acceptance Limits
125	0.2	0.2	0.2	± 1.5
1000	0.0	0.0	0.0	± 1.0
8000	1.5	1.6	1.6	±5.0

SITHIPORN ASSOCIATES CO., LTD.
CALIBRATION LABORATORY

451-451/1 Srinthorn Road, Bangbunru, Bangkok, 10700 Thailand
Tel: +66 2433 8331 Email: calibration@sithiporn.com



Cert. No. : ACL24013
Job No. : VC67AC0044
Pages : 5 of 8

4. Electrical signal tests of frequency weightings

Weighting network response with relative to 1 kHz.

Frequency (Hz)	Deviation from various frequency weighting response curve (dB)			
	Flat	C-weight	A-weight	Acceptance Limits
63	-0.1	-0.1	0.0	±2.0
125	0.0	0.0	0.0	±1.5
250	0.0	0.0	-0.1	±1.5
500	0.0	0.0	-0.1	±1.5
1000	0.0	0.0	0.0	±1.0
2000	0.0	0.0	0.0	±2.0
4000	0.0	0.0	0.0	±3.0
8000	0.0	0.1	0.1	±5.0

5. Frequency and time weightings at 1 kHz

5.1 Frequency weightings at 1 kHz

Frequency Weighting	Anticipated Value (dB)	Measured Value (dB)	Deviated Value (dB)	Acceptance Limits (dB)
A - weight	94.0	94.0	0.0	± 0.2
C - weight	94.0	94.0	0.0	± 0.2
Flat	94.0	94.0	0.0	± 0.2

5.2 Time weighting at 1 kHz

Frequency Weighting	Anticipated Value (dB)	Measured Value (dB)	Deviated Value (dB)	Acceptance Limits (dB)
Fast	94.0	94.0	0.0	± 0.1
Slow	94.0	94.0	0.0	± 0.1
Leq	94.0	94.0	0.0	± 0.1

6. Long - term stability

Frequency Weighting	SLM Display at initial (dB)	SLM Display at final (dB)	Deviated Value (dB)	Acceptance Limits (dB)
A - weight	94.0	94.0	0.0	± 0.3

Cert. No. : ACL24013
Job No. : VC67AC0044
Pages : 6 of 8

7. Level linearity on the reference level range

Anticipated Value (dB)	Measured Value (dB)	Deviated Value (dB)	Acceptance Limits (dB)
137.0	137.0	0.0	±1.1
136.0	136.0	0.0	±1.1
135.0	135.0	0.0	±1.1
134.0	134.0	0.0	±1.1
133.0	133.0	0.0	±1.1
132.0	132.0	0.0	±1.1
131.0	131.0	0.0	±1.1
129.0	129.0	0.0	±1.1
124.0	124.0	0.0	±1.1
119.0	119.0	0.0	±1.1
114.0	114.0	0.0	±1.1
109.0	109.0	0.0	±1.1
104.0	104.0	0.0	±1.1
99.0	99.0	0.0	±1.1
94.0	94.0	0.0	±1.1
89.0	89.1	0.1	±1.1
84.0	84.1	0.1	±1.1
79.0	79.0	0.0	±1.1
74.0	74.1	0.1	±1.1
69.0	69.1	0.1	±1.1
64.0	64.0	0.0	±1.1
59.0	59.1	0.1	±1.1
54.0	54.0	0.0	±1.1
49.0	49.0	0.0	±1.1
44.0	44.0	0.0	±1.1
39.0	39.0	0.0	±1.1
34.0	34.1	0.1	±1.1
30.0	30.1	0.1	±1.1
29.0	29.1	0.1	±1.1
28.0	28.1	0.1	±1.1
27.0	27.2	0.2	±1.1
26.0	26.2	0.2	±1.1
25.0	25.3	0.3	±1.1

Cert. No. : ACL24013
Job No. : VC67AC0044
Pages : 7 of 8

8. Level linearity including the level range control

Range	Anticipated Value (dB)	Measured Value (dB)	Deviated Value (dB)	Acceptance Limits (dB)
Auto	94.0	94.0	0.0	±1.1

9. Tone burst response

Time Weighting	Tone burst duration, Tb (ms)	Cycle	Anticipated Value (dB)	Measured Value (dB)	Deviated Value (dB)	Acceptance Limits (dB)
Fast	0.25	1	108.0	107.9	-0.1	1.5 ; -5.0
	2	8	117.0	117.0	0.0	1.0 ; -2.5
	200	800	134.0	134.0	0.0	±1.0
Slow	2	8	108.0	108.0	0.0	1.5 ; -5.0
	200	800	127.6	127.6	0.0	±1.0
SEL	0.25	1	99.0	98.9	-0.1	1.5 ; -5.0
	2	8	108.0	108.0	0.0	1.0 ; -2.5
	200	800	128.0	128.0	0.0	±1.0

10. Peak C sound level

Number of cycle in test signal	Anticipated Value (dB)	Measured Value, Lcpeak (dB)	Deviated Value (dB)	Acceptance Limits (dB)
Continuous	133.0	133.0	0.0	±3.0
One	136.4	135.8	-0.6	±3.0

Number of cycle in test signal	Anticipated Value (dB)	Measured Value (dB)	Deviated Value (dB)	Acceptance Limits (dB)
Continuous	133.0	133.1	0.1	±2.0
Positive half cycle	135.4	135.2	-0.2	±2.0
Negative half cycle	135.4	135.3	-0.1	±2.0

Cert. No. : ACL24013
Job No. : VC67AC0044
Pages : 8 of 8

11. Overload indication

Measured value (dB)		Deviated Value (dB)	Acceptance Limits (dB)
Positive one-half cycle	Negative one-half cycle		
89.5	89.8	0.3	±1.5

12. High level stability

Frequency Weighting	SLM Display at initial (dB)	SLM Display at final (dB)	Deviated Value (dB)	Acceptance Limits (dB)
A-weight	137.0	137.0	0.0	±0.3

The reported uncertainty is based on a standard uncertainty multiplied by coverage factor $k = 2$
or any value following calculation, providing a level of confidence of approximately 95 %

End of Calibration Certificate

Cert. No. : ACL24033
Pages : 1 of 8

Calibration Certificate

Equipment : SOUND LEVEL METER
Manufacturer : RION
Model : NL-42A / Microphone UC-52 / Preamplifier NH-24
Serial No.: 00623392 / 198639 / 26420
ID No.: RYG_FS0617

Condition As Found : GOOD

Customer : ALS LABORATORY GROUP (THAILAND) CO., LTD.
104 PHATTHANAKAN 40, PHATTHANAKAN ROAD,
KHWAENG PHATTHANAKAN, KHET SUAN LUANG,
BANGKOK, 10250 THAILAND.

Location : -
Ambient Temperature : (23.0 ± 3) °C
Pressure : (101.3 ± 3) kPa
Relative Humidity : (50.0 ± 20) %

Received Date : 05 JANUARY 2024
Calibration Date : 12-15 JANUARY 2024
Date of Issue : 16 JANUARY 2024

Calibrated by : Nathakorn Pisutpaisan

Approved by :

SITHIPORN ASSOCIATES CO., LTD.
CALIBRATION LABORATORY

451-451/1 Sirinthorn Road, Bangbunru, Bangplud, Bangkok, 10700 Thailand
Tel: +66 2433 8331 Email: calibration@sithiporn.com

SITHIPORN
associates



Cert. No. : ACL24033
Job No. : VC67AC0052
Pages : 2 of 8

Calibration Procedure : CP-AC-01

Calibration Method :

This equipment was calibrated by follow on IEC-61672-3 (2013) Standard for sound level meter (SLM).
The SLM had tests to Acoustical and Electrical signal tests of frequency weighting with Anechoic chamber and Reference Standard Instruments.
For tests results of each items were made by observation of each Instruments display and also with SLM's display.

Condition of this result of calibration :

1. Reference Standard Instruments :

Instrument	Model	Serial No.	Cert. No.	Due Date
Waveform Generator	33210A	MY48017076	EF-0009-23	07-FEB-24
Waveform Generator	33511B	MY52302742	EF-0010-23	07-FEB-24
Digital Multimeter	33461A	MY53220104	EEL_BP 30/0266	13-FEB-24
Digital Multimeter	33461A	MY53220076	EEL_BP 29/0266	13-FEB-24
Digital Multimeter	34461A	MY60024273	EEL_BP 31/0266	14-FEB-24
Programmable Attenuator	MAT-1070	62100114	EF-0011-23	08-FEB-24
Condenser Microphone	4180	2977900	AA-1001-23	14-FEB-24
Measuring Amplifier	NA-42KA1	34560495	AA-3002-23	14-FEB-24

2. This result of calibration was found accurate as shown on date and place of calibration for this calibrated item only.

3. This certificate is traceable to the international system of unit maintained at :

3.1 National Institute of Metrology (Thailand).

3.2 Thailand Institute of Scientific and Technological Research (TISTR).

SITHIPORN ASSOCIATES CO., LTD.
CALIBRATION LABORATORY

451-451/1 Sirinthorn Road, Bangbunru, Bangplud, Bangkok, 10700 Thailand
Tel: +66 2433 8331 Email: calibration@sithiporn.com

SITHIPORN
associates



Cert. No. : ACL24033
Job No. : VC67AC0052
Pages : 3 of 8

Summary of Measurement Result :

Parameter	Uncertainty (dB)	Maximum-permitted uncertainty of measurement (dB)
1. Absolute sensitivity	0.2	N/A
2. Self-generated noise	0.2	N/A
3. Acoustical signal tests of frequency weightings		
125 Hz	0.3	0.6
1000 Hz	0.3	0.6
8000 Hz	0.3	0.7
4. Electrical signal tests of frequency weightings		
For 10 Hz to 4 kHz	0.3	0.6
For > 4 kHz to 10 kHz	0.3	0.7
For > 10 kHz to 20 kHz	-	1.0
5. Frequency and time weightings at 1 kHz	0.2	0.2
6. Long - term stability	0.1	0.1
7. Level linearity on the reference level range	0.2	0.3
8. Level linearity including the level range control	0.2	0.3
9. Tone burst response	0.2	0.3
10. Peak C sound level	0.2	0.35
11. Overload indication	0.2	0.25
12. High level stability	0.1	0.1

SITHIPORN ASSOCIATES CO., LTD.
CALIBRATION LABORATORY

451-451/1 Sirinthorn Road, Bangbunru, Bangplud, Bangkok, 10700 Thailand
Tel: +66 2433 8331 Email: calibration@sithiporn.com

SITHIPORN
associates



Cert. No. : ACL24033
Job No. : VC67AC0052
Pages : 4 of 8

Result of calibration :

1. Absolute sensitivity

Reference Acoustic Signal (dB)	Measured Value (dB)	Deviation (dB)	Acceptance Limit (dB)
93.9 (93.98)	93.9	0.0	±0.3

2. Self-generated noise

2.1 Normal test

Measured Value (dB)
14.8

2.2 The microphone of the sound level meter was replaced by electrical signal input device.

Frequency Weighting	Measured value (dB)
A - weight	13.8
C - weight	20.6
Flat	26.1

3. Acoustical signal tests of frequency weightings

Meter free-field acoustic response at a level of 84 dB

Frequency (Hz)	Deviation from various frequency weighting response curve (dB)			
	Flat	C-weight	A-weight	Acceptance Limits
125	0.1	0.1	0.1	± 1.5
1000	0.0	0.0	0.0	± 1.0
8000	1.2	1.3	1.3	±5.0

SITHIPORN ASSOCIATES CO., LTD.
CALIBRATION LABORATORY

451-451/1 Sirinthorn Road, Bangbunru, Bangplud, Bangkok, 10700 Thailand
Tel: +66 2433 8331 Email: calibration@sithiporn.com

SITHIPORN
associates



Cert. No. : ACL24033
Job No. : VC67AC0052
Pages : 5 of 8

4. Electrical signal tests of frequency weightings

Weighting network response with relative to 1 kHz.

Frequency (Hz)	Deviation from various frequency weighting response curve (dB)			
	Flat	C-weight	A-weight	Acceptance Limits
63	0.0	0.0	0.0	±2.0
125	0.0	0.1	0.1	±1.5
250	0.0	0.0	0.0	±1.5
500	0.0	0.1	0.0	±1.5
1000	0.0	0.0	0.0	±1.0
2000	0.0	0.1	0.0	±2.0
4000	0.0	0.0	0.0	±3.0
8000	0.0	0.1	0.1	±5.0

5. Frequency and time weightings at 1 kHz

5.1 Frequency weightings at 1 kHz

Frequency Weighting	Anticipated Value (dB)	Measured Value (dB)	Deviated Value (dB)	Acceptance Limits (dB)
A - weight	94.0	94.0	0.0	± 0.2
C - weight	94.0	94.0	0.0	± 0.2
Flat	94.0	94.0	0.0	± 0.2

5.2 Time weighting at 1 kHz

Frequency Weighting	Anticipated Value (dB)	Measured Value (dB)	Deviated Value (dB)	Acceptance Limits (dB)
Fast	94.0	94.0	0.0	± 0.1
Slow	94.0	94.0	0.0	± 0.1
Leq	94.0	94.0	0.0	± 0.1

6. Long - term stability

Frequency Weighting	SLM Display at initial (dB)	SLM Display at final (dB)	Deviated Value (dB)	Acceptance Limits (dB)
A - weight	94.0	94.1	0.1	± 0.3

Cert. No. : ACL24033
Job No. : VC67AC0052
Pages : 6 of 8

7. Level linearity on the reference level range

Anticipated Value (dB)	Measured Value (dB)	Deviated Value (dB)	Acceptance Limits (dB)
137.0	137.0	0.0	±1.1
136.0	136.0	0.0	±1.1
135.0	135.0	0.0	±1.1
134.0	134.0	0.0	±1.1
133.0	133.0	0.0	±1.1
132.0	132.0	0.0	±1.1
131.0	131.0	0.0	±1.1
129.0	129.0	0.0	±1.1
124.0	124.0	0.0	±1.1
119.0	119.0	0.0	±1.1
114.0	114.0	0.0	±1.1
109.0	109.0	0.0	±1.1
104.0	104.0	0.0	±1.1
99.0	99.0	0.0	±1.1
94.0	94.0	0.0	±1.1
89.0	89.0	0.0	±1.1
84.0	84.0	0.0	±1.1
79.0	79.0	0.0	±1.1
74.0	74.0	0.0	±1.1
69.0	69.0	0.0	±1.1
64.0	64.0	0.0	±1.1
59.0	59.0	0.0	±1.1
54.0	54.0	0.0	±1.1
49.0	49.0	0.0	±1.1
44.0	44.0	0.0	±1.1
39.0	39.0	0.0	±1.1
34.0	34.0	0.0	±1.1
30.0	30.0	0.0	±1.1
29.0	29.0	0.0	±1.1
28.0	28.0	0.0	±1.1
27.0	27.1	0.1	±1.1
26.0	26.1	0.1	±1.1
25.0	25.1	0.1	±1.1

Cert. No. : ACL24033
Job No. : VC67AC0052
Pages : 7 of 8

8. Level linearity including the level range control

Range	Anticipated Value (dB)	Measured Value (dB)	Deviated Value (dB)	Acceptance Limits (dB)
Auto	94.0	94.0	0.0	±1.1

9. Tone burst response

Time Weighting	Tone burst duration, Tb (ms)	Cycle	Anticipated Value (dB)	Measured Value (dB)	Deviated Value (dB)	Acceptance Limits (dB)
Fast	0.25	1	108.0	108.0	0.0	1.5 ; -5.0
	2	8	117.0	117.0	0.0	1.0 ; -2.5
	200	800	134.0	134.1	0.1	±1.0
Slow	2	8	108.0	108.0	0.0	1.5 ; -5.0
	200	800	127.6	127.6	0.0	±1.0
	0.25	1	99.0	98.9	-0.1	1.5 ; -5.0
SEL	2	8	108.0	108.0	0.0	1.0 ; -2.5
	200	800	128.0	128.1	0.1	±1.0

10. Peak C sound level

Number of cycle in test signal	Anticipated Value (dB)	Measured Value, L _{peak} (dB)	Deviated Value (dB)	Acceptance Limits (dB)
Continuous	133.0	133.0	0.0	±3.0
One	136.4	136.0	-0.4	±3.0

Number of cycle in test signal	Anticipated Value (dB)	Measured Value (dB)	Deviated Value (dB)	Acceptance Limits (dB)
Continuous	133.0	133.0	0.0	±2.0
Positive half cycle	135.4	135.1	-0.3	±2.0
Negative half cycle	135.4	135.1	-0.3	±2.0

Cert. No. : ACL24033
Job No. : VC67AC0052
Pages : 8 of 8

11. Overload indication

Measured value (dB)		Deviated Value (dB)	Acceptance Limits (dB)
Positive one-half cycle	Negative one-half cycle		
89.7	89.7	0.0	±1.5

12. High level stability

Frequency Weighting	SLM Display at initial (dB)	SLM Display at final (dB)	Deviated Value (dB)	Acceptance Limits (dB)
A-weight	137.0	137.0	0.0	±0.3

The reported uncertainty is based on a standard uncertainty multiplied by coverage factor $k = 2$ or any value following calculation, providing a level of confidence of approximately 95 %

End of Calibration Certificate

THAILAND INSTITUTE OF SCIENTIFIC AND TECHNOLOGICAL RESEARCH (TISTR)

Request No. 21-67/0232

MTC No. EEL. BP. 177/0167

CALIBRATION CERTIFICATE

Submitted by : ALS Laboratory Group (Thailand) Co., Ltd.
Address : 104 Phatthanakan 40, Phatthanakan Rd., Khwaeng Phatthanakan, Khet Suan Luang, Bangkok 10250.
Calibrated at : Electrical and Electronic Standards Laboratory, Industrial Metrology and Testing Service Centre.
Soi 1C, Bangpoo Industrial Estate, Sukhumvit Rd., A.Muang, Samutprakan 10280.

Instrument Calibrated :

Description : Sound Level Meter
Manufacturer : Rion
Model : NL-42
Serial No. : 00900072 (ID:RYG_FS0493)
Microphone : UC-52 No.188465
Preamplifier : NH-24 No.01734

Ambient Environment

Temperature : (23 ± 3) °C
Relative Humidity : (50 ± 15) %
Ambient Pressure : (101.325 ± 1.5) kPa

Standards used :

- Band Pass Filter Wavetek 752A S/N 90010494.
- Condenser Microphone Brüel&Kjær 4180 S/N 2889871.
- Decade Attenuator Ando AI-205 S/N 00464602.
- Function/Arbitrary Waveform Generator Agilent 33220A S/N MY44042668.
- Digital Function Synthesizer NF Electronic Instruments DF-193A S/N 122037.
- Digital Multimeter Fluke 8520A S/N 4985007.
- Pistonphone Rion NC-72 S/N 00402446.
- Measuring Amplifier Brüel&Kjær 2636 S/N 1537484.

Date of Receipt : 24 Jan. 2024

Date of Calibration : 23 Feb.2024-1 Mar.2024

1 / 9

The results relate only to the items tested/calibrated or value assigned.
Advertising the Report/Certificate and publicity of the results except in full are prohibited unless written permission is obtained from the governor of TISTR.

FM.BL.MTC.002 Rev.4

THAILAND INSTITUTE OF SCIENTIFIC AND TECHNOLOGICAL RESEARCH (TISTR)

Request No. 21-67/0232

MTC No. EEL. BP. 177/0167

9. Power Amplifier Brüel&Kjær 2706 S/N 1517650.
10. Speaker Tannoy Limited, Great Britain British Patent No. 215300.
11. Digital Multimeter Agilent 34401A S/N MY44005560.
12. Programmable Attenuator Tamagawa TPA-303A S/N 2212.

Calibration Procedure :

This instrument was calibrated by using calibration procedures no CP-102-02 and CP-102-03, which were based on IEC 61672-3 Electroacoustics - Sound Level Meters - Part 3 : Periodic tests (2013). These calibration procedures were related to the electrical and acoustic signal tests. The electrical signal test was carried out with the direct measurement method. The acoustic signal test was performed in an anechoic room with the comparison measurement method.

This instrument has been calibrated against standards maintained at the Electrical and Electronic Standards Laboratory (EEL), which are traceable to the International System of Units through the National Institute of Metrology (TISL).

The information on actual reading is attached herewith and the uncertainty limits quoted refer to the measured values only.

The reported expanded uncertainty is based upon a standard uncertainty multiplied by a coverage factor $k=2$, providing a level of confidence of approximately 95%.

Date of Calibration : 23 Feb.2024-1 Mar.2024

2 / 9

The results relate only to the items tested/calibrated or value assigned.
Advertising the Report/Certificate and publicity of the results except in full are prohibited unless written permission is obtained from the governor of TISTR.

FM.BLMTC.002 Rev.4

Head Office
35 Mu 3 Tambon Khlong Ha, Amphoe Khlong Luang,
Changwat Pathumthani 12120, Thailand
Tel. (66) 0 2577 9000
Fax. (66) 0 2577 9009
E-mail : numpai@tistr.or.th Website:www.tistr.or.th

Office/Laboratory
Soi 1C, Bangpoo Industrial Estate, Sukhumvit Road,
Amphoe Muang, Changwat Samutprakan 10280, Thailand
Tel. (66) 0 2579 1121-30 ext. 5219, 5225, 5217
Fax. (66) 0 2579 9165
E-mail : mtnc@tistr.or.th

Office
196 Phahonyothin Road, Chatuchak, Bangkok 10900,
Thailand
Tel. (66) 0 2579 1121-30 ext. 5219, 5225, 5217
Fax. (66) 0 2579 8592
E-mail : sumalee@tistr.or.th

THAILAND INSTITUTE OF SCIENTIFIC AND TECHNOLOGICAL RESEARCH (TISTR)

Request No. 21-67/0232

MTC No. EEL. BP. 177/0167

1. Absolute Sensitivity

Reference Acoustic Signal (dB)	Measured value (dB)		Deviation value (dB)	Acceptance limit Class 2 (±dB)	Uncertainty (±dB)	Maximum-permitted uncertainty of measurement (±dB)
	Before adjust	After adjust				
113.91	114.0	113.9	0.0	1.0	0.30	N/A

Note: The external calibration adjustment was firstly performed. The internal calibration adjustment was then completed at the display of 123.8 dB.

2. Self-generated noise

2.1 Normal test

Measured value (dB)	Uncertainty (±dB)	Maximum-permitted uncertainty of measurement (±dB)
17.8	0.10	N/A

2.2 The microphone of the sound level meter was replaced by electrical signal input device

Frequency	Measured value (dB)	Uncertainty (±dB)	Maximum-permitted uncertainty of measurement (±dB)
Weighting			
A-Weight	11.3	0.10	N/A
C-Weight	17.0	0.10	N/A
Flat	23.4	0.10	N/A

Date of Calibration : 23 Feb.2024-1 Mar.2024

3 / 9

The results relate only to the items tested/calibrated or value assigned.
Advertising the Report/Certificate and publicity of the results except in full are prohibited unless written permission is obtained from the governor of TISTR.

FM.BLMTC.002 Rev.4

Head Office
35 Mu 3 Tambon Khlong Ha, Amphoe Khlong Luang,
Changwat Pathumthani 12120, Thailand
Tel. (66) 0 2577 9000
Fax. (66) 0 2577 9009
E-mail : numpai@tistr.or.th Website:www.tistr.or.th

Office/Laboratory
Soi 1C, Bangpoo Industrial Estate, Sukhumvit Road,
Amphoe Muang, Changwat Samutprakan 10280, Thailand
Tel. (66) 0 2579 1121-30 ext. 5219, 5225, 5217
Fax. (66) 0 2579 9165
E-mail : mtnc@tistr.or.th

Office
196 Phahonyothin Road, Chatuchak, Bangkok 10900,
Thailand
Tel. (66) 0 2579 1121-30 ext. 5219, 5225, 5217
Fax. (66) 0 2579 8592
E-mail : sumalee@tistr.or.th

THAILAND INSTITUTE OF SCIENTIFIC AND TECHNOLOGICAL RESEARCH (TISTR)

Request No. 21-67/0232

MTC No. EEL. BP. 177/0167

3. Acoustical signal test of frequency weightings

Frequency (Hz)	Deviation from frequency response (dB)			Acceptance limit class 2 (±dB)	Uncertainty (±dB)	Maximum-permitted uncertainty of measurement (±dB)
	A-weight	C-weight	Flat			
125	0.3	0.4	0.4	1.5	0.45	0.6
1 000	-0.2	-0.2	-0.2	1.0	0.45	0.6
8 000	-0.4	-0.5	-0.5	5.0	0.45	0.7

4. Electrical signal test of frequency weightings

Frequency (Hz)	Deviation from frequency response (dB)			Acceptance limit class 2 (±dB)	Uncertainty (±dB)	Maximum-permitted uncertainty of measurement (±dB)
	A-weight	C-weight	Flat			
63	-0.1	0.0	0.0	2.0	0.20	0.6
125	-0.1	0.0	0.0	1.5	0.20	0.6
250	-0.1	0.0	0.0	1.5	0.20	0.6
500	0.0	0.0	0.0	1.5	0.20	0.6
1 000	0.0	0.0	0.0	1.0	0.20	0.6
2 000	-0.1	0.0	0.0	2.0	0.20	0.6
4 000	-0.1	0.0	0.0	3.0	0.20	0.6
8 000	0.0	0.0	0.0	5.0	0.20	0.7

Date of Calibration : 23 Feb.2024-1 Mar.2024

4 / 9

The results relate only to the items tested/calibrated or value assigned.
Advertising the Report/Certificate and publicity of the results except in full are prohibited unless written permission is obtained from the governor of TISTR.

FM.BLMTC.002 Rev.4

Head Office
35 Mu 3 Tambon Khlong Ha, Amphoe Khlong Luang,
Changwat Pathumthani 12120, Thailand
Tel. (66) 0 2577 9000
Fax. (66) 0 2577 9009
E-mail : numpai@tistr.or.th Website:www.tistr.or.th

Office/Laboratory
Soi 1C, Bangpoo Industrial Estate, Sukhumvit Road,
Amphoe Muang, Changwat Samutprakan 10280, Thailand
Tel. (66) 0 2579 1121-30 ext. 5219, 5225, 5217
Fax. (66) 0 2579 9165
E-mail : mtnc@tistr.or.th

Office
196 Phahonyothin Road, Chatuchak, Bangkok 10900,
Thailand
Tel. (66) 0 2579 1121-30 ext. 5219, 5225, 5217
Fax. (66) 0 2579 8592
E-mail : sumalee@tistr.or.th

THAILAND INSTITUTE OF SCIENTIFIC AND TECHNOLOGICAL RESEARCH (TISTR)

Request No. 21-67/0232

MTC No. EEL. BP. 177/0167

5. Long-term stability

Time	Measured Value (dB)	Deviated value (dB)	Acceptance limit class 2 (±dB)	Uncertainty (±dB)	Maximum-permitted uncertainty of measurement (±dB)
Begin	94.0	0.0	0.3	0.10	0.1
End	94.0				

6. Frequency and time weightings at 1 kHz

6.1 Frequency weightings at 1 kHz

Frequency	Measured value (dB)	Deviated value (dB)	Acceptance limit class 2 (±dB)	Uncertainty (±dB)	Maximum-permitted uncertainty of measurement (±dB)
Weighting					
A-weight	94.0	0.0	0.2	0.20	0.2
C-weight	94.0	0.0	0.2	0.20	0.2
Flat	94.0	0.0	0.2	0.20	0.2

6.2 Time weightings at 1 kHz

Frequency	Measured value (dB)	Deviated value (dB)	Acceptance limit class 2 (±dB)	Uncertainty (±dB)	Maximum-permitted uncertainty of measurement (±dB)
Weighting					
Fast	94.0	0.0	0.1	0.20	0.2
Slow	94.0	0.0	0.1	0.20	0.2
Leq	94.0	0.0	0.1	0.20	0.2

Date of Calibration : 23 Feb.2024-1 Mar.2024

5 / 9

The results relate only to the items tested/calibrated or value assigned.
Advertising the Report/Certificate and publicity of the results except in full are prohibited unless written permission is obtained from the governor of TISTR.

FM.BLMTC.002 Rev.4

Head Office
35 Mu 3 Tambon Khlong Ha, Amphoe Khlong Luang,
Changwat Pathumthani 12120, Thailand
Tel. (66) 0 2577 9000
Fax. (66) 0 2577 9009
E-mail : numpai@tistr.or.th Website:www.tistr.or.th

Office/Laboratory
Soi 1C, Bangpoo Industrial Estate, Sukhumvit Road,
Amphoe Muang, Changwat Samutprakan 10280, Thailand
Tel. (66) 0 2579 1121-30 ext. 5219, 5225, 5217
Fax. (66) 0 2579 9165
E-mail : mtnc@tistr.or.th

Office
196 Phahonyothin Road, Chatuchak, Bangkok 10900,
Thailand
Tel. (66) 0 2579 1121-30 ext. 5219, 5225, 5217
Fax. (66) 0 2579 8592
E-mail : sumalee@tistr.or.th



THAILAND INSTITUTE OF SCIENTIFIC AND TECHNOLOGICAL RESEARCH (TISTR)

Request No. 21-67/0232

MTC No. EEL. BP. 177/0167

7. Level linearity on the reference level range

Anticipated value (dB)	Measured value (dB)	Deviated value (dB)	Acceptance limit class 2 (±dB)	Uncertainty (±dB)	Maximum-permitted uncertainty of measurement (±dB)
136	136.0	0.0	1.1	0.30	0.3
135	135.0	0.0	1.1	0.30	0.3
134	134.1	0.1	1.1	0.30	0.3
133	133.0	0.0	1.1	0.30	0.3
132	132.0	0.0	1.1	0.30	0.3
131	131.0	0.0	1.1	0.30	0.3
130	130.0	0.0	1.1	0.30	0.3
129	129.0	0.0	1.1	0.30	0.3
124	124.0	0.0	1.1	0.30	0.3
119	119.0	0.0	1.1	0.30	0.3
114	114.0	0.0	1.1	0.30	0.3
109	109.0	0.0	1.1	0.30	0.3
104	104.0	0.0	1.1	0.30	0.3
99	99.0	0.0	1.1	0.30	0.3
94	94.0	0.0	1.1	0.30	0.3
89	89.0	0.0	1.1	0.30	0.3
84	84.1	0.1	1.1	0.30	0.3
79	79.0	0.0	1.1	0.30	0.3
74	74.0	0.0	1.1	0.30	0.3
69	69.0	0.0	1.1	0.30	0.3

Date of Calibration : 23 Feb.2024-1 Mar.2024

6/9

The results relate only to the items tested/calibrated or value assigned.

Advertising the Report/Certificate and publicity of the results except in full are prohibited unless written permission is obtained from the governor of TISTR.

FM.BL.MTC.002 Rev.4

Head Office
35 Mu 3 Tambon Khlong Ha, Amphoe Khlong Luang,
Changwat Pathumthani 12120, Thailand
Tel. (66) 0 2577 9000
Fax. (66) 0 2577 9009
E-mail : numpai@tistr.or.th Website:www.tistr.or.th

Office/Laboratory
Soi 1C, Bangpoo Industrial Estate, Sukhumvit Road,
Amphoe Muang, Changwat Samutprakan 10280, Thailand
Tel. (66) 0 2323 1672-80 ext. 115, 116
Fax. (66) 0 2323 9165
E-mail : mtg@tistr.or.th

Office
196 Phahonyothin Road, Chatuchak, Bangkok 10900,
Thailand
Tel. (66) 0 2579 1121-30 ext. 5219, 5225, 5217
Fax. (66) 0 2579 8592
E-mail : sumalee@tistr.or.th



THAILAND INSTITUTE OF SCIENTIFIC AND TECHNOLOGICAL RESEARCH (TISTR)

Request No. 21-67/0232

MTC No. EEL. BP. 177/0167

7. Level linearity on the reference level range (cont.)

Anticipated value (dB)	Measured value (dB)	Deviated value (dB)	Acceptance limit class 2 (±dB)	Uncertainty (±dB)	Maximum-permitted uncertainty of measurement (±dB)
64	64.0	0.0	1.1	0.30	0.3
59	59.0	0.0	1.1	0.30	0.3
54	53.9	-0.1	1.1	0.30	0.3
49	49.0	0.0	1.1	0.30	0.3
44	44.0	0.0	1.1	0.30	0.3
39	38.9	-0.1	1.1	0.30	0.3
34	33.9	-0.1	1.1	0.30	0.3
29	28.9	-0.1	1.1	0.30	0.3
28	27.9	-0.1	1.1	0.30	0.3
27	26.9	-0.1	1.1	0.30	0.3
26	25.9	-0.1	1.1	0.30	0.3
25	24.9	-0.1	1.1	0.30	0.3

8. Level linearity including the level range control

At reference sound level on the reference level range

Range	Anticipated value (dB)	Measured value (dB)	Deviated value (dB)	Acceptance limit class 2 (±dB)	Uncertainty (±dB)	Maximum-permitted uncertainty of measurement (±dB)
30-130	94.0	94.0	0.0	1.1	0.30	0.3

Date of Calibration : 23 Feb.2024-1 Mar.2024

7/9

The results relate only to the items tested/calibrated or value assigned.

Advertising the Report/Certificate and publicity of the results except in full are prohibited unless written permission is obtained from the governor of TISTR.

FM.BL.MTC.002 Rev.4

Head Office
35 Mu 3 Tambon Khlong Ha, Amphoe Khlong Luang,
Changwat Pathumthani 12120, Thailand
Tel. (66) 0 2577 9000
Fax. (66) 0 2577 9009
E-mail : numpai@tistr.or.th Website:www.tistr.or.th

Office/Laboratory
Soi 1C, Bangpoo Industrial Estate, Sukhumvit Road,
Amphoe Muang, Changwat Samutprakan 10280, Thailand
Tel. (66) 0 2323 1672-80 ext. 115, 116
Fax. (66) 0 2323 9165
E-mail : mtg@tistr.or.th

Office
196 Phahonyothin Road, Chatuchak, Bangkok 10900,
Thailand
Tel. (66) 0 2579 1121-30 ext. 5219, 5225, 5217
Fax. (66) 0 2579 8592
E-mail : sumalee@tistr.or.th



THAILAND INSTITUTE OF SCIENTIFIC AND TECHNOLOGICAL RESEARCH (TISTR)

Request No. 21-67/0232

MTC No. EEL. BP. 177/0167

8. Level linearity including the level range control

At reference level at 5 dB greater than the under-range on a level range

Range	Anticipated value (dB)	Measured value (dB)	Deviated value (dB)	Acceptance limit class 2 (±dB)	Uncertainty (±dB)	Maximum-permitted uncertainty of measurement (±dB)
30-130	35.0	35.0	0.0	1.1	0.30	0.3

9. Tone burst response

Time Weighting	Toneburst Duration, Tb (ms)	Measured value (dB)	Deviated value (dB)	Acceptance limit class 2 (dB)	Uncertainty (±dB)	Maximum-permitted uncertainty of measurement (±dB)
Fast	200	126.0	0.0	±1.0	0.20	0.3
	2	109.0	0.0	+1.0; -2.5	0.20	0.3
	0.25	99.9	-0.1	+1.5; -5.0	0.20	0.3
Slow	200	119.6	0.0	±1.0	0.20	0.3
	2	100.0	0.0	+1.0; -5.0	0.20	0.3
SEL	200	120.0	0.0	±1.0	0.20	0.3
	2	100.0	0.0	+1.0; -2.5	0.20	0.3
	0.25	90.9	-0.1	+1.5; -5.0	0.20	0.3

Date of Calibration : 23 Feb.2024-1 Mar.2024

8/9

The results relate only to the items tested/calibrated or value assigned.

Advertising the Report/Certificate and publicity of the results except in full are prohibited unless written permission is obtained from the governor of TISTR.

FM.BL.MTC.002 Rev.4

Head Office
35 Mu 3 Tambon Khlong Ha, Amphoe Khlong Luang,
Changwat Pathumthani 12120, Thailand
Tel. (66) 0 2577 9000
Fax. (66) 0 2577 9009
E-mail : numpai@tistr.or.th Website:www.tistr.or.th

Office/Laboratory
Soi 1C, Bangpoo Industrial Estate, Sukhumvit Road,
Amphoe Muang, Changwat Samutprakan 10280, Thailand
Tel. (66) 0 2323 1672-80 ext. 115, 116
Fax. (66) 0 2323 9165
E-mail : mtg@tistr.or.th

Office
196 Phahonyothin Road, Chatuchak, Bangkok 10900,
Thailand
Tel. (66) 0 2579 1121-30 ext. 5219, 5225, 5217
Fax. (66) 0 2579 8592
E-mail : sumalee@tistr.or.th



THAILAND INSTITUTE OF SCIENTIFIC AND TECHNOLOGICAL RESEARCH (TISTR)

Request No. 21-67/0232

MTC No. EEL. BP. 177/0167

10. Peak C sound level

Number of cycles in test signal	Anticipated value (dB)	Measured value (dB)	Deviated value (dB)	Acceptance limit class 2 (±dB)	Uncertainty (±dB)	Maximum-permitted uncertainty of measurement (±dB)
Complete cycle	125.4	125.2	-0.2	3.0	0.20	0.35
Positive half cycle	124.4	124.1	-0.3	2.0	0.20	0.35
Negative half cycle	124.4	124.1	-0.3	2.0	0.20	0.35

11. Overload indication

Measured value (dB)		Deviated value	Acceptance limit class 2	Uncertainty	Maximum-permitted uncertainty of measurement
Positive one-half cycle	Negative one-half cycle	(dB)	(±dB)	(±dB)	(±dB)
135.5	135.5	0.0	1.5	0.20	0.25

12. High-level stability

Time	Measured value (dB)	Deviated value (dB)	Acceptance limit class 2 (±dB)	Uncertainty (±dB)	Maximum-permitted uncertainty of measurement (±dB)
Begin	129.0	0.0	0.3	0.10	0.1
End	129.0				

End of Certificate

9/9

The results relate only to the items tested/calibrated or value assigned.

Advertising the Report/Certificate and publicity of the results except in full are prohibited unless written permission is obtained from the governor of TISTR.

FM.BL.MTC.002 Rev.4

Head Office
35 Mu 3 Tambon Khlong Ha, Amphoe Khlong Luang,
Changwat Pathumthani 12120, Thailand
Tel. (66) 0 2577 9000
Fax. (66) 0 2577 9009
E-mail : numpai@tistr.or.th Website:www.tistr.or.th

Office/Laboratory
Soi 1C, Bangpoo Industrial Estate, Sukhumvit Road,
Amphoe Muang, Changwat Samutprakan 10280, Thailand
Tel. (66) 0 2323 1672-80 ext. 115, 116
Fax. (66) 0 2323 9165
E-mail : mtg@tistr.or.th

Office
196 Phahonyothin Road, Chatuchak, Bangkok 10900,
Thailand
Tel. (66) 0 2579 1121-30 ext. 5219, 5225, 5217
Fax. (66) 0 2579 8592
E-mail : sumalee@tistr.or.th

Cert. No. : ACC24054

Pages : 1 of 3

Calibration Certificate

Equipment : SOUND CALIBRATOR
Manufacturer : RION
Model : NC-74
Serial No.: 34178123
ID No.: RYG_FS0215

Condition As Found : GOOD

Customer : ALS LABORATORY GRO
104 PHATTHANAKAN 40, PHATTHANAKAN ROAD,
KHWANG PHATTHANAKAN, KHET SUAN LUANG,
BANGKOK, 10250 THAILAND.

Location : -
Ambient Temperature : (23.0 ± 3) °C
Pressure : (101.3 ± 3) kPa
Relative Humidity : (50.0 ± 20) %

Received Date : 18 OCTOBER 2024
Calibration Date : 22 OCTOBER 2024
Date of Issue : 24 OCTOBER 2024

Calibrated by : Nathakorn Pisutpaisan

Approved by :

This certificate is issued in accordance with the requirements of ISO/IEC 17025 standard, may not be reproduced other than in full, except with the prior written approval of the head of Calibration Laboratory.

Cert. No. : ACC24054

Job No. : VC68AC0015

Pages : 2 of 3

Calibration Procedure : CP-AC-03

Calibration Method :

This equipment was calibrated by follow on IEC-60942-2003 Standard.

The sound pressure level, frequency and total distortion of the sound calibrator was measured using the reference microphone.

Condition of this result of calibration :

1. Reference Standard Instruments :

Instrument	Model	Serial No.	Cert. No.	Due Date
Waveform Generator	33511B	MY52302742	EF-0007-24	05-FEB-25
Digital Multimeter	33461A	MY53220104	EEL_BP 21/0267	13-FEB-25
Digital Multimeter	33461A	MY53220076	EEL_BP 20/0267	15-FEB-25
Digital Multimeter	33461A	MY60024273	EEL_BP 22/0267	15-FEB-25
Programmable Attenuator	MAT-1070	62100114	EF-0008-24	05-FEB-25
Condenser Microphone	4180	2977900	AA-1001-24	12-FEB-25
Measuring Amplifier	NA-42KAI	34560495	AA-3001-24	05-FEB-25
Audio Analyzer	AVR-3360A	V744B6069	EF-0009-24	09-FEB-25

2. This result of calibration was found accurate as shown on date and place of calibration for this calibrated item only.

3. This certificate is traceable to the international system of unit maintained at :

3.1 National Institute of Metrology (Thailand).

3.2 Thailand Institute of Scientific and Technological Research (TISTR).

Cert. No. : ACC24054

Job No. : VC68AC0015

Pages : 3 of 3

Result of calibration :

1. Sound pressure level

Specified sound pressure level (dB)	Measured value (dB)	Deviated value (dB)	Uncertainty (dB)	Acceptance limit (dB)
94	94.09	0.09	0.14	0.40

2. Frequency

Specified Frequency (Hz)	Measured value (Hz)	Deviated value (%)	Uncertainty (%)	Acceptance limit (%)
1000	1001.5	0.1	0.1	1.0

3. Total distortion

Measured value (%)	Uncertainty (%)	Acceptance limit (%)
1.55	0.10	3.0

The reported uncertainty is based on a standard uncertainty multiplied by coverage factor $k = 2$ or any value following calculation, providing a level of confidence of approximately 95 %

End of Calibration Certificate

Cert. No. : ACL24071

Pages : 1 of 8

Calibration Certificate

Equipment : SOUND LEVEL METER
Manufacturer : RION
Model : NL-42 / Microphone UC-52 / Preamplifier NH-24
Serial No.: 01222724 / 143486 / 22620
ID No.: RYG_FS0023

Condition As Found : GOOD

Customer : ALS LABORATORY GROUP (THAILAND) CO., LTD.
104 PHATTHANAKAN 40, PHATTHANAKAN ROAD,
KHWANG PHATTHANAKAN, KHET SUAN LUANG,
BANGKOK, 10250 THAILAND.

Location : -
Ambient Temperature : (23.0 ± 3) °C
Pressure : (101.3 ± 3) kPa
Relative Humidity : (50.0 ± 20) %

Received Date : 11 JANUARY 2024
Calibration Date : 22-24 JANUARY 2024
Date of Issue : 24 JANUARY 2024

Calibrated by : Nathakorn Pisutpaisan

Approved by :

This certificate is issued in accordance with the requirements of ISO/IEC 17025 standard, may not be reproduced other than in full, except with the prior written approval of the head of Calibration Laboratory.

SITHIPORN ASSOCIATES CO., LTD.
CALIBRATION LABORATORY

451-451/1 Sirinthorn Road, Bangbunru, Bangkok, 10700 Thailand
Tel: +66 2433 8331 Email: calibration@sithiporn.com



Cert. No. : ACL24071
Job No. : VC67AC0054
Pages : 2 of 8

Calibration Procedure : CP-AC-01

Calibration Method :

This equipment was calibrated by follow on IEC-61672-3 (2013) Standard for sound level meter (SLM).
The SLM had tests to Acoustical and Electrical signal tests of frequency weighting with Anechoic chamber and Reference Standard Instruments.
For tests results of each items were made by observation of each Instruments display and also with SLM's display.

Condition of this result of calibration :

1. Reference Standard Instruments :

Instrument	Model	Serial No.	Cert. No.	Due Date
Waveform Generator	33210A	MY48017076	EP-0009-23	07-FEB-24
Waveform Generator	33511B	MY52302742	EP-0010-23	07-FEB-24
Digital Multimeter	33461A	MY53220104	EEL-BP 30/0266	13-FEB-24
Digital Multimeter	33461A	MY53220076	EEL-BP 29/0266	13-FEB-24
Digital Multimeter	34461A	MY60024273	EEL-BP 31/0266	14-FEB-24
Programmable Attenuator	MAT-1070	62100114	EF-0011-23	08-FEB-24
Condenser Microphone	4180	2977900	AA-1001-23	14-FEB-24
Measuring Amplifier	NA-42KA1	34560495	AA-3002-23	14-FEB-24

2. This result of calibration was found accurate as shown on date and place of calibration for this calibrated item only.

3. This certificate is traceable to the international system of unit maintained at :

- 3.1 National Institute of Metrology (Thailand).
- 3.2 Thailand Institute of Scientific and Technological Research (TISTR).

g. Petcha

SITHIPORN ASSOCIATES CO., LTD.
CALIBRATION LABORATORY

451-451/1 Sirinthorn Road, Bangbunru, Bangkok, 10700 Thailand
Tel: +66 2433 8331 Email: calibration@sithiporn.com



Cert. No. : ACL24071
Job No. : VC67AC0054
Pages : 3 of 8

Summary of Measurement Result :

Parameter	Uncertainty (dB)	Maximum-permitted uncertainty of measurement (dB)
1. Absolute sensitivity	0.2	N/A
2. Self-generated noise	0.2	N/A
3. Acoustical signal tests of frequency weightings		
125 Hz	0.3	0.6
1000 Hz	0.3	0.6
8000 Hz	0.3	0.7
4. Electrical signal tests of frequency weightings		
For 10 Hz to 4 kHz	0.3	0.6
For > 4 kHz to 10 kHz	0.3	0.7
For > 10 kHz to 20 kHz	-	1.0
5. Frequency and time weightings at 1 kHz	0.2	0.2
6. Long - term stability	0.1	0.1
7. Level linearity on the reference level range	0.2	0.3
8. Level linearity including the level range control	0.2	0.3
9. Tone burst response	0.2	0.3
10. Peak C sound level	0.2	0.35
11. Overload indication	0.2	0.25
12. High level stability	0.1	0.1

g. Petcha

SITHIPORN ASSOCIATES CO., LTD.
CALIBRATION LABORATORY

451-451/1 Sirinthorn Road, Bangbunru, Bangkok, 10700 Thailand
Tel: +66 2433 8331 Email: calibration@sithiporn.com



Cert. No. : ACL24071
Job No. : VC67AC0054
Pages : 4 of 8

Result of calibration :

1. Absolute sensitivity

Reference Acoustic Signal (dB)	Measured Value (dB)	Deviation (dB)	Acceptance Limit (dB)
93.9 (93.98)	93.9	0.0	±0.3

2. Self-generated noise

2.1 Normal test

Measured Value (dB)
17.3

2.2 The microphone of the sound level meter was replaced by electrical signal input device.

Frequency Weighting	Measured value (dB)
A - weight	14.8
C - weight	20.6
Flat	26.4

3. Acoustical signal tests of frequency weightings

Meter free-field acoustic response at a level of 84 dB

Frequency (Hz)	Deviation from various frequency weighting response curve (dB)			
	Flat	C-weight	A-weight	Acceptance Limits
125	0.0	0.0	0.0	± 1.5
1000	0.0	0.0	0.0	± 1.0
8000	1.4	1.5	1.5	±5.0

SITHIPORN ASSOCIATES CO., LTD.
CALIBRATION LABORATORY

451-451/1 Sirinthorn Road, Bangbunru, Bangkok, 10700 Thailand
Tel: +66 2433 8331 Email: calibration@sithiporn.com



Cert. No. : ACL24071
Job No. : VC67AC0054
Pages : 5 of 8

4. Electrical signal tests of frequency weightings

Weighting network response with relative to 1 kHz.

Frequency (Hz)	Deviation from various frequency weighting response curve (dB)			
	Flat	C-weight	A-weight	Acceptance Limits
63	-0.1	0.0	0.0	±2.0
125	0.0	0.0	0.0	±1.5
250	0.0	0.0	0.0	±1.5
500	0.0	0.0	0.0	±1.5
1000	0.0	0.0	0.0	±1.0
2000	0.0	0.0	0.0	±2.0
4000	0.0	0.0	0.0	±3.0
8000	0.0	0.1	0.1	±5.0

5. Frequency and time weightings at 1 kHz.

5.1 Frequency weightings at 1 kHz

Frequency Weighting	Anticipated Value (dB)	Measured Value (dB)	Deviated Value (dB)	Acceptance Limits (dB)
A - weight	94.0	94.0	0.0	± 0.2
C - weight	94.0	94.0	0.0	± 0.2
Flat	94.0	94.0	0.0	± 0.2

5.2 Time weighting at 1 kHz.

Frequency Weighting	Anticipated Value (dB)	Measured Value (dB)	Deviated Value (dB)	Acceptance Limits (dB)
Fast	94.0	94.0	0.0	± 0.1
Slow	94.0	94.0	0.0	± 0.1
Leq	94.0	94.0	0.0	± 0.1

6. Long - term stability

Frequency Weighting	SLM Display at initial (dB)	SLM Display at final (dB)	Deviated Value (dB)	Acceptance Limits (dB)
A - weight	94.0	94.0	0.0	± 0.3

Cert. No. : ACL24071
Job No. : VC67AC0054
Pages : 6 of 8

7. Level linearity on the reference level range

Anticipated Value (dB)	Measured Value (dB)	Deviated Value (dB)	Acceptance Limits (dB)
137.0	137.0	0.0	±1.1
136.0	136.0	0.0	±1.1
135.0	135.0	0.0	±1.1
134.0	134.0	0.0	±1.1
133.0	133.0	0.0	±1.1
132.0	132.0	0.0	±1.1
131.0	131.0	0.0	±1.1
129.0	129.0	0.0	±1.1
124.0	124.0	0.0	±1.1
119.0	119.0	0.0	±1.1
114.0	114.0	0.0	±1.1
109.0	109.0	0.0	±1.1
104.0	104.0	0.0	±1.1
99.0	99.0	0.0	±1.1
94.0	94.0	0.0	±1.1
89.0	89.0	0.0	±1.1
84.0	84.0	0.0	±1.1
79.0	79.0	0.0	±1.1
74.0	74.0	0.0	±1.1
69.0	69.0	0.0	±1.1
64.0	64.0	0.0	±1.1
59.0	59.0	0.0	±1.1
54.0	53.9	-0.1	±1.1
49.0	48.9	-0.1	±1.1
44.0	43.9	-0.1	±1.1
39.0	38.9	-0.1	±1.1
34.0	33.9	-0.1	±1.1
30.0	29.9	-0.1	±1.1
29.0	28.9	-0.1	±1.1
28.0	27.9	-0.1	±1.1
27.0	26.9	-0.1	±1.1
26.0	25.8	-0.2	±1.1
25.0	24.9	-0.1	±1.1

Cert. No. : ACL24071
Job No. : VC67AC0054
Pages : 7 of 8

8. Level linearity including the level range control

Range	Anticipated Value (dB)	Measured Value (dB)	Deviated Value (dB)	Acceptance Limits (dB)
Auto	94.0	94.0	0.0	±1.1

9. Tone burst response

Time Weighting	Tone burst duration, Tb (ms)	Cycle	Anticipated Value (dB)	Measured Value (dB)	Deviated Value (dB)	Acceptance Limits (dB)
Fast	0.25	1	108.0	107.9	-0.1	1.5 ; -5.0
	2	8	117.0	117.0	0.0	1.0 ; -2.5
	200	800	134.0	134.0	0.0	±1.0
Slow	2	8	108.0	108.0	0.0	1.5 ; -5.0
	200	800	127.6	127.6	0.0	±1.0
SEL	0.25	1	99.0	98.9	-0.1	1.5 ; -5.0
	2	8	108.0	108.0	0.0	1.0 ; -2.5
	200	800	128.0	128.1	0.1	±1.0

10. Peak C sound level

Number of cycle in test signal	Anticipated Value (dB)	Measured Value, Lepeak (dB)	Deviated Value (dB)	Acceptance Limits (dB)
Continuous	133.0	133.0	0.0	±3.0
One	136.4	135.9	-0.5	±3.0

Number of cycle in test signal	Anticipated Value (dB)	Measured Value (dB)	Deviated Value (dB)	Acceptance Limits (dB)
Continuous	133.0	133.0	0.0	±2.0
Positive half cycle	135.4	135.2	-0.2	±2.0
Negative half cycle	135.4	135.2	-0.2	±2.0

Cert. No. : ACL24071
Job No. : VC67AC0054
Pages : 8 of 8

11. Overload indication

Measured value (dB)		Deviated Value (dB)	Acceptance Limits (dB)
Positive one-half cycle	Negative one-half cycle		
89.7	89.5	-0.2	±1.5

12. High level stability

Frequency Weighting	SLM Display at initial (dB)	SLM Display at final (dB)	Deviated Value (dB)	Acceptance Limits (dB)
A - weight	137.0	137.0	0.0	±0.3

The reported uncertainty is based on a standard uncertainty multiplied by coverage factor $k = 2$ or any value following calculation, providing a level of confidence of approximately 95 %

End of Calibration Certificate

Cert. No. : ACL24099
Pages : 1 of 8

Calibration Certificate

Equipment : SOUND LEVEL METER
Manufacturer : RION
Model : NL-42 / Microphone UC-52 / Preamplifier NH-24
Serial No.: 00233183 / 144835 / 23230
ID No.: RYG_FS0024

Condition As Found : GOOD

Customer : ALS LABORATORY GROUP (THAILAND) CO., LTD.
104 PHATTHANAKAN 40, PHATTHANAKAN ROAD,
KHWAENG PHATTHANAKAN, KHET SUAN LUANG,
BANGKOK, 10250 THAILAND.

Location : -
Ambient Temperature : (23.0 ± 3) °C
Pressure : (101.3 ± 3) kPa
Relative Humidity : (50.0 ± 20) %

Received Date : 19 JANUARY 2024
Calibration Date : 25-26 JANUARY 2024
Date of Issue : 29 JANUARY 2024

Calibrated by : Nathakorn Pisutpaisan

Approved by :

This certificate is issued in accordance with the requirements of ISO/IEC 17025 standard, may not be reproduced other than in full, except with the prior written approval of the head of Calibration Laboratory.

SITHIPORN ASSOCIATES CO., LTD.
CALIBRATION LABORATORY

451-451/1 Sirinthorn Road, Bangbunru, Bangplud, Bangkok, 10700 Thailand
Tel. +66 2433 8331 Email : calibration@sithiporn.com



Cert. No. : ACL24090
Job No. : VC67AC0058
Pages : 2 of 8

Calibration Procedure : CP-AC-01

Calibration Method :

This equipment was calibrated by follow on IEC-61672-3 (2013) Standard for sound level meter (SLM).
The SLM had tests to Acoustical and Electrical signal tests of frequency weighting with Anechoic chamber and Reference Standard Instruments.
For tests results of each items were made by observation of each Instruments display and also with SLM's display.

Condition of this result of calibration :

1. Reference Standard Instruments :

Instrument	Model	Serial No.	Cert. No.	Due Date
Waveform Generator	33210A	MY48017076	EF-0009-23	07-FEB-24
Waveform Generator	33511B	MY52302742	EF-0010-23	07-FEB-24
Digital Multimeter	33461A	MY53220104	EEL-BP 30/0266	13-FEB-24
Digital Multimeter	33461A	MY53220076	EEL-BP 29/0266	13-FEB-24
Digital Multimeter	34461A	MY60024273	EEL-BP 31/0266	14-FEB-24
Programmable Attenuator	MAT-1070	62100114	EF-0011-23	08-FEB-24
Condenser Microphone	4180	2977900	AA-1001-23	14-FEB-24
Measuring Amplifier	NA-42KAJ	34560495	AA-3002-23	14-FEB-24

2. This result of calibration was found accurate as shown on date and place of calibration, for this calibrated item only.

3. This certificate is traceable to the international system of unit maintained at :

- 3.1 National Institute of Metrology (Thailand),
- 3.2 Thailand Institute of Scientific and Technological Research (TISTR).

T. Petch

SITHIPORN ASSOCIATES CO., LTD.
CALIBRATION LABORATORY

451-451/1 Sirinthorn Road, Bangbunru, Bangplud, Bangkok, 10700 Thailand
Tel. +66 2433 8331 Email : calibration@sithiporn.com



Cert. No. : ACL24090
Job No. : VC67AC0058
Pages : 3 of 8

Summary of Measurement Result :

Parameter	Uncertainty (dB)	Maximum-permitted uncertainty of measurement (dB)
1. Absolute sensitivity	0.2	N/A
2. Self-generated noise	0.2	N/A
3. Acoustical signal tests of frequency weightings		
125 Hz	0.3	0.6
1000 Hz	0.3	0.6
8000 Hz	0.3	0.7
4. Electrical signal tests of frequency weightings		
For 10 Hz to 4 kHz	0.3	0.6
For > 4 kHz to 10 kHz	0.3	0.7
For > 10 kHz to 20 kHz	-	1.0
5. Frequency and time weightings at 1 kHz	0.2	0.2
6. Long - term stability	0.1	0.1
7. Level linearity on the reference level range	0.2	0.3
8. Level linearity including the level range control	0.2	0.3
9. Tone burst response	0.2	0.3
10. Peak C sound level	0.2	0.35
11. Overload indication	0.2	0.25
12. High level stability	0.1	0.1

T. Petch

SITHIPORN ASSOCIATES CO., LTD.
CALIBRATION LABORATORY

451-451/1 Sirinthorn Road, Bangbunru, Bangplud, Bangkok, 10700 Thailand
Tel. +66 2433 8331 Email : calibration@sithiporn.com



Cert. No. : ACL24090
Job No. : VC67AC0058
Pages : 4 of 8

Result of calibration :

1. Absolute sensitivity

Reference Acoustic Signal (dB)	Measured Value (dB)	Deviation (dB)	Acceptance Limit (dB)
93.9 (93.98)	93.9	0.0	±0.3

2. Self-generated noise

2.1 Normal test

Measured Value (dB)
18.3

2.2 The microphone of the sound level meter was replaced by electrical signal input device.

Frequency Weighting	Measured value (dB)
A - weight	14.2
C - weight	20.0
Flat	25.6

3. Acoustical signal tests of frequency weightings

Meter free-field acoustic response at a level of 84 dB

Frequency (Hz)	Deviation from various frequency weighting response curve (dB)			
	Flat	C-weight	A-weight	Acceptance Limits
125	0.2	0.2	0.2	± 1.5
1000	0.1	0.1	0.1	± 1.0
8000	0.3	0.3	0.3	± 5.0

SITHIPORN ASSOCIATES CO., LTD.
CALIBRATION LABORATORY

451-451/1 Sirinthorn Road, Bangbunru, Bangplud, Bangkok, 10700 Thailand
Tel. +66 2433 8331 Email : calibration@sithiporn.com



Cert. No. : ACL24090
Job No. : VC67AC0058
Pages : 5 of 8

4. Electrical signal tests of frequency weightings

Weighting network response with relative to 1 kHz.

Frequency (Hz)	Deviation from various frequency weighting response curve (dB)			
	Flat	C-weight	A-weight	Acceptance Limits
63	0.0	0.0	0.0	±2.0
125	0.0	0.0	0.0	±1.5
250	0.0	0.0	0.0	±1.5
500	0.0	0.0	0.0	±1.5
1000	0.0	0.0	0.0	±1.0
2000	0.0	0.0	0.0	±2.0
4000	0.0	0.0	0.0	±3.0
8000	0.0	0.1	0.1	±5.0

5. Frequency and time weightings at 1 kHz

5.1 Frequency weightings at 1 kHz

Frequency Weighting	Anticipated Value (dB)	Measured Value (dB)	Deviated Value (dB)	Acceptance Limits (dB)
A - weight	94.0	94.0	0.0	± 0.2
C - weight	94.0	94.0	0.0	± 0.2
Flat	94.0	94.0	0.0	± 0.2

5.2 Time weighting at 1 kHz

Frequency Weighting	Anticipated Value (dB)	Measured Value (dB)	Deviated Value (dB)	Acceptance Limits (dB)
Fast	94.0	94.0	0.0	± 0.1
Slow	94.0	94.0	0.0	± 0.1
Leq	94.0	94.0	0.0	± 0.1

6. Long - term stability

Frequency Weighting	SLM Display at initial (dB)	SLM Display at final (dB)	Deviated Value (dB)	Acceptance Limits (dB)
A - weight	94.0	94.0	0.0	± 0.3

SITHIPORN ASSOCIATES CO., LTD.
CALIBRATION LABORATORY

451-451/1 Sirinthorn Road, Bangbunru, Bangplud, Bangkok, 10700 Thailand
Tel : +66 2433 8331 Email : calibration@sithiporn.com



Cert. No. : ACL24090
Job No. : VC67AC0058
Pages : 6 of 8

7. Level linearity on the reference level range

Anticipated Value (dB)	Measured Value (dB)	Deviated Value (dB)	Acceptance Limits (dB)
137.0	137.0	0.0	± 1.1
136.0	136.0	0.0	± 1.1
135.0	135.0	0.0	± 1.1
134.0	134.0	0.0	± 1.1
133.0	133.0	0.0	± 1.1
132.0	132.0	0.0	± 1.1
131.0	131.0	0.0	± 1.1
129.0	129.0	0.0	± 1.1
124.0	124.0	0.0	± 1.1
119.0	119.0	0.0	± 1.1
114.0	114.0	0.0	± 1.1
109.0	109.0	0.0	± 1.1
104.0	104.0	0.0	± 1.1
99.0	99.0	0.0	± 1.1
94.0	94.0	0.0	± 1.1
89.0	89.0	0.0	± 1.1
84.0	84.0	0.0	± 1.1
79.0	79.0	0.0	± 1.1
74.0	74.0	0.0	± 1.1
69.0	69.0	0.0	± 1.1
64.0	64.0	0.0	± 1.1
59.0	59.0	0.0	± 1.1
54.0	54.0	0.0	± 1.1
49.0	49.0	0.0	± 1.1
44.0	44.0	0.0	± 1.1
39.0	39.0	0.0	± 1.1
34.0	34.0	0.0	± 1.1
30.0	30.0	0.0	± 1.1
29.0	29.2	0.2	± 1.1
28.0	28.3	0.3	± 1.1
27.0	27.3	0.3	± 1.1
26.0	26.4	0.4	± 1.1
25.0	25.4	0.4	± 1.1

SITHIPORN ASSOCIATES CO., LTD.
CALIBRATION LABORATORY

451-451/1 Sirinthorn Road, Bangbunru, Bangplud, Bangkok, 10700 Thailand
Tel : +66 2433 8331 Email : calibration@sithiporn.com



Cert. No. : ACL24090
Job No. : VC67AC0058
Pages : 7 of 8

8. Level linearity including the level range control

Range	Anticipated Value (dB)	Measured Value (dB)	Deviated Value (dB)	Acceptance Limits (dB)
Auto	94.0	94.0	0.0	±1.1

9. Tone burst response

Time Weighting	Tone burst duration, Tb (ms)	Cycle	Anticipated Value (dB)	Measured Value (dB)	Deviated Value (dB)	Acceptance Limits (dB)
Fast	0.25	1	108.0	107.9	-0.1	1.5 ; -5.0
	2	8	117.0	117.0	0.0	1.0 ; -2.5
	200	800	134.0	134.0	0.0	±1.0
Slow	2	8	108.0	108.0	0.0	1.5 ; -5.0
	200	800	127.6	127.6	0.0	±1.0
SEL	0.25	1	99.0	98.9	-0.1	1.5 ; -5.0
	2	8	108.0	108.0	0.0	1.0 ; -2.5
	200	800	128.0	128.0	0.0	±1.0

10. Peak C sound level

Number of cycle in test signal	Anticipated Value (dB)	Measured Value, L _{peak} (dB)	Deviated Value (dB)	Acceptance Limits (dB)
Continuous	133.0	133.0	0.0	±3.0
One	136.4	135.7	-0.7	±3.0

Number of cycle in test signal	Anticipated Value (dB)	Measured Value (dB)	Deviated Value (dB)	Acceptance Limits (dB)
Continuous	133.0	133.0	0.0	±2.0
Positive half cycle	135.4	135.2	-0.2	±2.0
Negative half cycle	135.4	135.2	-0.2	±2.0

SITHIPORN ASSOCIATES CO., LTD.
CALIBRATION LABORATORY

451-451/1 Sirinthorn Road, Bangbunru, Bangplud, Bangkok, 10700 Thailand
Tel : +66 2433 8331 Email : calibration@sithiporn.com



Cert. No. : ACL24090
Job No. : VC67AC0058
Pages : 8 of 8

11. Overload indication

Measured value (dB)		Deviated Value (dB)	Acceptance Limits (dB)
Positive one-half cycle	Negative one-half cycle		
89.5	89.5	0.0	±1.5

12. High level stability

Frequency Weighting	SLM Display at initial (dB)	SLM Display at final (dB)	Deviated Value (dB)	Acceptance Limits (dB)
A - weight	137.0	137.0	0.0	±0.3

The reported uncertainty is based on a standard uncertainty multiplied by coverage factor $k = 2$
or any value following calculation, providing a level of confidence of approximately 95 %

End of Calibration Certificate



THAILAND INSTITUTE OF SCIENTIFIC AND TECHNOLOGICAL RESEARCH (TISTR)

Request No. 21-67/0232

MTC No. EEL, BP, 173/0167

CALIBRATION CERTIFICATE

Submitted by : ALS Laboratory Group (Thailand) Co., Ltd.
Address : 104 Phatthanakan 40, Phatthanakan Rd., Khwaeng Phattankan, Khet Suan Luang, Bangkok 10250.
Calibrated at : Electrical and Electronic Standards Laboratory, Industrial Metrology and Testing Service Centre.
Soi 1C, Bangpoo Industrial Estate, Sukhumvit Rd., A.Muang, Samutprakan 10280.

Instrument Calibrated :
Description : Sound Level Meter
Manufacturer : Rion
Model : NL-42
Serial No. : 00296516 (ID: RYG_FS0433)
Microphone : Type UC-52 No.180412
Preamplifier : Type NH-24 No.88182
Ambient Environment
Temperature : (23 ± 3) °C
Relative Humidity : (50 ± 15) %
Ambient Pressure : (101.325 ± 1.5) kPa

Standards used :

1. Band Pass Filter Wavetek 752A S/N 90010494.
2. Condenser Microphone Brüel&Kjær 4180 S/N 2889871.
3. Decade Attenuator Ando AI-205 S/N 00464602.
4. Function/Arbitrary Waveform Generator Agilent 33220A S/N MY44042668.
5. Digital Function Synthesizer NF Electronic Instruments DF-193A S/N 122037.
6. Digital Multimeter Fluke 8520A S/N 4985007.
7. Pistonphone Rion NC-72 S/N 00402446.
8. Measuring Amplifier Brüel&Kjær 2636 S/N 1537484.

Date of Receipt : 24 Jan. 2024

Date of Calibration : 22-28 Feb. 2024

The results relate only to the items tested/calibrated or value assigned.
Advertising the Report/Certificate and publicity of the results except in full are prohibited unless written permission is obtained from the governor of TISTR.

9. Power Amplifier Brüel&Kjær 2706 S/N 1517650.
10. Speaker Tannoy Limited, Great Britain British Patent No. 215300.
11. Digital Multimeter Agilent 34401A S/N MY44005560.
12. Programmable Attenuator Tamagawa TPA-303A S/N 2212.

Calibration Procedure :

This instrument was calibrated by using calibration procedures no CP-102-02 and CP-102-03, which were based on IEC 61672-3 Electroacoustics - Sound Level Meters - Part 3 : Periodic tests (2013). These calibration procedures were related to the electrical and acoustic signal tests. The electrical signal test was carried out with the direct measurement method. The acoustic signal test was performed in an anechoic room with the comparison measurement method.

This instrument has been calibrated against standards maintained at the Electrical and Electronic Standards Laboratory (EEL), which are traceable to the International System of Units through the National Institute of Metrology (Thailand).

The information on actual reading is attached herewith and the uncertainty limits quoted refer to the measured values only.

The reported expanded uncertainty is based upon a standard uncertainty multiplied by a coverage factor $k=2$, providing a level of confidence of approximately 95%.

Date of Calibration : 22-28 Feb. 2024

2 / 9

The results relate only to the items tested/calibrated or value assigned.

Advertising the Report/Certificate and publicity of the results except in full are prohibited unless written permission is obtained from the governor of TISTR.

FM&L.MTC.002 Rev.4

Head Office
35 Mu 3 Tambon Khlong Ha, Amphoe Khlong Luang,
Changwat Pathumthani 12120, Thailand
Tel. (66) 0 2577 9000
Fax. (66) 0 2577 9009
E-mail : numpai@tistr.or.th Website:www.tistr.or.th

Office/Laboratory
Sol 1C, Bangpoo Industrial Estate, Sukhumvit Road,
Amphoe Muang, Changwat Samutprakan 10280, Thailand
Tel. (66) 0 2323 1672-80 ext. 115, 116
Fax. (66) 0 2323 9165
E-mail : mt@tistr.or.th

Office
196 Phahonyothin Road, Chatuchak, Bangkok 10900,
Thailand
Tel. (66) 0 2579 1121-30 ext. 5219, 5225, 5217
Fax. (66) 0 2579 8592
E-mail : sumalee@tistr.or.th

1. Absolute Sensitivity

Reference Acoustic Signal (dB)	Measured value (dB)		Deviation value (dB)	Acceptance limit Class 2 (\pm dB)	Uncertainty (\pm dB)	Maximum-permitted uncertainty of measurement (\pm dB)
	Before adjust	After adjust				
113.96	114.1	113.9	-0.1	1.0	0.30	N/A

Note: The external calibration adjustment was firstly performed. The internal calibration adjustment was then completed at the display of 124.1 dB.

2. Self-generated noise**2.1 Normal test**

Measured value (dB)	Uncertainty (\pm dB)	Maximum-permitted uncertainty of measurement (\pm dB)
18.9	0.10	N/A

2.2 The microphone of the sound level meter was replaced by electrical signal input device

Frequency Weighting	Measured value (dB)	Uncertainty (\pm dB)	Maximum-permitted uncertainty of measurement (\pm dB)
A-Weight	12.3	0.10	N/A
C-Weight	17.7	0.10	N/A
Flat	23.1	0.10	N/A

Date of Calibration : 22-28 Feb. 2024

3 / 9

The results relate only to the items tested/calibrated or value assigned.

Advertising the Report/Certificate and publicity of the results except in full are prohibited unless written permission is obtained from the governor of TISTR.

FM&L.MTC.002 Rev.4

Head Office
35 Mu 3 Tambon Khlong Ha, Amphoe Khlong Luang,
Changwat Pathumthani 12120, Thailand
Tel. (66) 0 2577 9000
Fax. (66) 0 2577 9009
E-mail : numpai@tistr.or.th Website:www.tistr.or.th

Office/Laboratory
Sol 1C, Bangpoo Industrial Estate, Sukhumvit Road,
Amphoe Muang, Changwat Samutprakan 10280, Thailand
Tel. (66) 0 2323 1672-80 ext. 115, 116
Fax. (66) 0 2323 9165
E-mail : mt@tistr.or.th

Office
196 Phahonyothin Road, Chatuchak, Bangkok 10900,
Thailand
Tel. (66) 0 2579 1121-30 ext. 5219, 5225, 5217
Fax. (66) 0 2579 8592
E-mail : sumalee@tistr.or.th

3. Acoustical signal test of frequency weightings

Frequency (Hz)	Deviation from frequency response (dB)			Acceptance limit class 2 (\pm dB)	Uncertainty (\pm dB)	Maximum-permitted uncertainty of measurement (\pm dB)
	A-weight	C-weight	Flat			
125	0.0	0.2	0.1	1.5	0.45	0.6
1 000	0.0	0.0	0.0	1.0	0.45	0.6
8 000	-0.3	-0.3	-0.3	5.0	0.45	0.7

4. Electrical signal test of frequency weightings

Frequency (Hz)	Deviation from frequency response (dB)			Acceptance limit class 2 (\pm dB)	Uncertainty (\pm dB)	Maximum-permitted uncertainty of measurement (\pm dB)
	A-weight	C-weight	Flat			
63	-0.1	0.0	0.0	2.0	0.20	0.6
125	-0.1	0.0	0.0	1.5	0.20	0.6
250	0.0	0.0	0.0	1.5	0.20	0.6
500	0.0	0.0	0.0	1.5	0.20	0.6
1 000	0.0	0.0	0.0	1.0	0.20	0.6
2 000	0.0	0.0	0.0	2.0	0.20	0.6
4 000	0.0	0.0	0.0	3.0	0.20	0.6
8 000	0.0	0.0	0.0	5.0	0.20	0.7

Date of Calibration : 22-28 Feb. 2024

4 / 9

The results relate only to the items tested/calibrated or value assigned.

Advertising the Report/Certificate and publicity of the results except in full are prohibited unless written permission is obtained from the governor of TISTR.

FM&L.MTC.002 Rev.4

Head Office
35 Mu 3 Tambon Khlong Ha, Amphoe Khlong Luang,
Changwat Pathumthani 12120, Thailand
Tel. (66) 0 2577 9000
Fax. (66) 0 2577 9009
E-mail : numpai@tistr.or.th Website:www.tistr.or.th

Office/Laboratory
Sol 1C, Bangpoo Industrial Estate, Sukhumvit Road,
Amphoe Muang, Changwat Samutprakan 10280, Thailand
Tel. (66) 0 2323 1672-80 ext. 115, 116
Fax. (66) 0 2323 9165
E-mail : mt@tistr.or.th

Office
196 Phahonyothin Road, Chatuchak, Bangkok 10900,
Thailand
Tel. (66) 0 2579 1121-30 ext. 5219, 5225, 5217
Fax. (66) 0 2579 8592
E-mail : sumalee@tistr.or.th

5. Long-term stability

Time	Measured Value (dB)	Deviated value (dB)	Acceptance limit class 2 (\pm dB)	Uncertainty (\pm dB)	Maximum-permitted uncertainty of measurement (\pm dB)
Begin	94.0	0.0	0.3	0.10	0.1
End	94.0				

6. Frequency and time weightings at 1 kHz**6.1 Frequency weightings at 1 kHz**

Frequency Weighting	Measured Value (dB)	Deviated value (dB)	Acceptance limit class 2 (\pm dB)	Uncertainty (\pm dB)	Maximum-permitted uncertainty of measurement (\pm dB)
A-weight	94.0	0.0	0.2	0.20	0.2
C-weight	94.0	0.0	0.2	0.20	0.2
Flat	94.1	0.1	0.2	0.20	0.2

6.2 Time weightings at 1 kHz

Frequency Weighting	Measured Value (dB)	Deviated value (dB)	Acceptance limit class 2 (\pm dB)	Uncertainty (\pm dB)	Maximum-permitted uncertainty of measurement (\pm dB)
Fast	94.0	0.0	0.1	0.20	0.2
Slow	94.0	0.0	0.1	0.20	0.2
Leq	94.0	0.0	0.1	0.20	0.2

Date of Calibration : 22-28 Feb. 2024

5 / 9

The results relate only to the items tested/calibrated or value assigned.

Advertising the Report/Certificate and publicity of the results except in full are prohibited unless written permission is obtained from the governor of TISTR.

FM&L.MTC.002 Rev.4

Head Office
35 Mu 3 Tambon Khlong Ha, Amphoe Khlong Luang,
Changwat Pathumthani 12120, Thailand
Tel. (66) 0 2577 9000
Fax. (66) 0 2577 9009
E-mail : numpai@tistr.or.th Website:www.tistr.or.th

Office/Laboratory
Sol 1C, Bangpoo Industrial Estate, Sukhumvit Road,
Amphoe Muang, Changwat Samutprakan 10280, Thailand
Tel. (66) 0 2323 1672-80 ext. 115, 116
Fax. (66) 0 2323 9165
E-mail : mt@tistr.or.th

Office
196 Phahonyothin Road, Chatuchak, Bangkok 10900,
Thailand
Tel. (66) 0 2579 1121-30 ext. 5219, 5225, 5217
Fax. (66) 0 2579 8592
E-mail : sumalee@tistr.or.th

7. Level linearity on the reference level range

Anticipated value (dB)	Measured Value (dB)	Deviated value (dB)	Acceptance limit class 2 (±dB)	Uncertainty (±dB)	Maximum-permitted uncertainty of measurement (±dB)
137	137.1	0.1	1.1	0.30	0.3
136	136.1	0.1	1.1	0.30	0.3
135	135.1	0.1	1.1	0.30	0.3
133	133.1	0.1	1.1	0.30	0.3
132	132.1	0.1	1.1	0.30	0.3
131	131.0	0.0	1.1	0.30	0.3
130	130.0	0.0	1.1	0.30	0.3
129	129.0	0.0	1.1	0.30	0.3
124	124.0	0.0	1.1	0.30	0.3
119	119.0	0.0	1.1	0.30	0.3
114	114.0	0.0	1.1	0.30	0.3
109	109.0	0.0	1.1	0.30	0.3
104	104.0	0.0	1.1	0.30	0.3
99	99.0	0.0	1.1	0.30	0.3
94	94.0	0.0	1.1	0.30	0.3
89	89.0	0.0	1.1	0.30	0.3
84	84.1	0.1	1.1	0.30	0.3
79	79.0	0.0	1.1	0.30	0.3
74	74.0	0.0	1.1	0.30	0.3
69	69.0	0.0	1.1	0.30	0.3
64	64.0	0.0	1.1	0.30	0.3
59	59.0	0.0	1.1	0.30	0.3

Date of Calibration : 22-28 Feb. 2024

6 / 9

The results relate only to the items tested/calibrated or value assigned.

Advertising this Report/Certificate and publicity of the results except in full are prohibited unless written permission is obtained from the governor of TISTR.

Head Office
35 Mu 3 Tambon Khlong Ha, Amphoe Khlong Luang,
Changwat Pathumthani 12120, Thailand
Tel. (66) 0 2577 9000
Fax. (66) 0 2577 9009
E-mail : rumpai@tistr.or.th Website: www.tistr.or.th

Office/Laboratory
Soi 1C, Bangpoo Industrial Estate, Sukhumvit Road,
Amphoe Muang, Changwat Samutprakan 10280, Thailand
Tel. (66) 0 2323 1672-80 ext. 115, 116
Fax. (66) 0 2323 9165
E-mail : mtc@tistr.or.th

Office
196 Phahonyothin Road, Chatuchak, Bangkok 10900,
Thailand
Tel. (66) 0 2579 1121-30 ext. 5219, 5225, 5217
Fax. (66) 0 2579 8592
E-mail : sunalee@tistr.or.th

FMBL/MTC.002 Rev.4

7. Level linearity on the reference level range (cont.)

Anticipated value (dB)	Measured Value (dB)	Deviated value (dB)	Acceptance limit class 2 (±dB)	Uncertainty (±dB)	Maximum-permitted uncertainty of measurement (±dB)
54	54.0	0.0	1.1	0.30	0.3
49	48.9	-0.1	1.1	0.30	0.3
44	44.0	0.0	1.1	0.30	0.3
39	38.9	-0.1	1.1	0.30	0.3
34	33.9	-0.1	1.1	0.30	0.3
29	28.8	-0.2	1.1	0.30	0.3
28	27.8	-0.2	1.1	0.30	0.3
27	26.9	-0.1	1.1	0.30	0.3
26	25.9	-0.1	1.1	0.30	0.3
25	24.8	-0.2	1.1	0.30	0.3

8. Level linearity including the level range control

At reference sound level on the reference level range

Range	Anticipated value (dB)	Measured value (dB)	Deviated value (dB)	Acceptance limit class 2 (±dB)	Uncertainty (±dB)	Maximum-permitted uncertainty of measurement (±dB)
30-130	94.0	94.0	0.0	1.1	0.30	0.3

Date of Calibration : 22-28 Feb. 2024

7 / 9

The results relate only to the items tested/calibrated or value assigned.

Advertising this Report/Certificate and publicity of the results except in full are prohibited unless written permission is obtained from the governor of TISTR.

Head Office
35 Mu 3 Tambon Khlong Ha, Amphoe Khlong Luang,
Changwat Pathumthani 12120, Thailand
Tel. (66) 0 2577 9000
Fax. (66) 0 2577 9009
E-mail : rumpai@tistr.or.th Website: www.tistr.or.th

Office/Laboratory
Soi 1C, Bangpoo Industrial Estate, Sukhumvit Road,
Amphoe Muang, Changwat Samutprakan 10280, Thailand
Tel. (66) 0 2323 1672-80 ext. 115, 116
Fax. (66) 0 2323 9165
E-mail : mtc@tistr.or.th

Office
196 Phahonyothin Road, Chatuchak, Bangkok 10900,
Thailand
Tel. (66) 0 2579 1121-30 ext. 5219, 5225, 5217
Fax. (66) 0 2579 8592
E-mail : sunalee@tistr.or.th

FMBL/MTC.002 Rev.4

8. Level linearity including the level range control

At reference level at 5 dB greater than the under-range on a level range

Range	Anticipated value (dB)	Measured value (dB)	Deviated value (dB)	Acceptance limit class 2 (±dB)	Uncertainty (±dB)	Maximum-permitted uncertainty of measurement (±dB)
30-130	25	25.0	0.0	1.1	0.30	0.3

9. Tone burst response

Time Weighting	Toneburst Duration, Tb (ms)	Measured value (dB)	Deviated value (dB)	Acceptance limit class 2 (±dB)	Uncertainty (±dB)	Maximum-permitted uncertainty of measurement (±dB)
Fast	200	126.0	0.0	±1.0	0.20	0.3
	2	108.9	-0.1	+1.0; -2.5	0.20	0.3
	0.25	100.0	0.0	+1.5; -5.0	0.20	0.3
Slow	200	119.5	-0.1	±1.0	0.20	0.3
	2	100.0	0.0	+1.0; -5.0	0.20	0.3

Date of Calibration : 22-28 Feb. 2024

8 / 9

The results relate only to the items tested/calibrated or value assigned.

Advertising this Report/Certificate and publicity of the results except in full are prohibited unless written permission is obtained from the governor of TISTR.

Head Office
35 Mu 3 Tambon Khlong Ha, Amphoe Khlong Luang,
Changwat Pathumthani 12120, Thailand
Tel. (66) 0 2577 9000
Fax. (66) 0 2577 9009
E-mail : rumpai@tistr.or.th Website: www.tistr.or.th

Office/Laboratory
Soi 1C, Bangpoo Industrial Estate, Sukhumvit Road,
Amphoe Muang, Changwat Samutprakan 10280, Thailand
Tel. (66) 0 2323 1672-80 ext. 115, 116
Fax. (66) 0 2323 9165
E-mail : mtc@tistr.or.th

Office
196 Phahonyothin Road, Chatuchak, Bangkok 10900,
Thailand
Tel. (66) 0 2579 1121-30 ext. 5219, 5225, 5217
Fax. (66) 0 2579 8592
E-mail : sunalee@tistr.or.th

FMBL/MTC.002 Rev.4

10. Peak C sound level

Number of cycles in test signal	Anticipated value (dB)	Measured value (dB)	Deviated value (dB)	Acceptance limit class 2 (±dB)	Uncertainty (±dB)	Maximum-permitted uncertainty of measurement (±dB)
Complete cycle	125.4	125.5	0.1	3.0	0.20	0.35
Positive half cycle	124.4	124.1	-0.3	2.0	0.20	0.35
Negative half cycle	124.4	124.1	-0.3	2.0	0.20	0.35

11. Overload indication

Measured value (dB)		Deviated value (dB)	Acceptance limit class 2 (±dB)	Uncertainty (±dB)	Maximum-permitted uncertainty of measurement (±dB)
Positive one-half cycle	Negative one-half cycle	0.0	1.5	0.55	0.25
135.4	135.4				

12. High-level stability

Time	Measured value (dB)	Deviated value (dB)	Acceptance limit class 2 (±dB)	Uncertainty (±dB)	Maximum-permitted uncertainty of measurement (±dB)
Begin	129.0	0.0	0.3	0.10	0.1
End	129.0				

End of Certificate

9 / 9

The results relate only to the items tested/calibrated or value assigned.

Advertising this Report/Certificate and publicity of the results except in full are prohibited unless written permission is obtained from the governor of TISTR.

Head Office
35 Mu 3 Tambon Khlong Ha, Amphoe Khlong Luang,
Changwat Pathumthani 12120, Thailand
Tel. (66) 0 2577 9000
Fax. (66) 0 2577 9009
E-mail : rumpai@tistr.or.th Website: www.tistr.or.th

Office/Laboratory
Soi 1C, Bangpoo Industrial Estate, Sukhumvit Road,
Amphoe Muang, Changwat Samutprakan 10280, Thailand
Tel. (66) 0 2323 1672-80 ext. 115, 116
Fax. (66) 0 2323 9165
E-mail : mtc@tistr.or.th

Office
196 Phahonyothin Road, Chatuchak, Bangkok 10900,
Thailand
Tel. (66) 0 2579 1121-30 ext. 5219, 5225, 5217
Fax. (66) 0 2579 8592
E-mail : sunalee@tistr.or.th

FMBL/MTC.002 Rev.4

CERTIFICATE OF CALIBRATION

ISSUED BY
Cirrus Research plc

DATE OF ISSUE
04 September 2024

CERTIFICATE NUMBER
221730

Cirrus Research plc
Acoustic House
Bridlington Road
Hummanby
North Yorkshire
YO14 0PH
United Kingdom

doseBadge Reader : IEC 60942:2003

Instrument information

Manufacturer: Cirrus Research plc
Model: RC-110A
Serial number: 76062
Class: 2

Notes:

Test summary

Date of calibration: 04 September 2024

The doseBadge reader detailed above has been calibrated to the published data as described in the operating manual and in the half-inch configuration. The procedures and techniques used are as described in IEC60942_2003 Annex B – Periodic Tests and three determinations of the sound pressure level, frequency and total distortion were made.

The sound pressure level was measured using a WS2F condenser microphone type MK224 manufactured by Cirrus Research plc.

The results have been corrected to the reference pressure of 101.33 kPa using the manufacturer's data.

The doseBadge Reader has been shown to conform to the Class 2 requirements for periodic testing, described in Annex B of IEC 60942:2003 for the sound pressure level(s) and frequency(ies) stated, for the environmental conditions under which the tests were performed.

However, as public evidence was not available, from a testing organisation responsible for pattern approval, to demonstrate that the model of doseBadge Reader conformed to the requirements for pattern evaluation described in Annex A of IEC 60942:2003, no general statement or conclusion can be made about conformance of the doseBadge Reader to the requirements of IEC 60942:2003.

Notes:

This certificate provides traceability of measurement to the SI system of units and/or to units of measurement realised at the National Physical Laboratory or other recognised national metrology institutes. This certificate may not be reproduced other than in full, except with the prior written approval of the issuing laboratory. The results within this certificate relate only to the items calibrated. The reported expanded uncertainty is based on a standard uncertainty multiplied by a coverage factor k=2, providing a coverage probability of approximately 95%.

CERTIFICATE OF CALIBRATION

Certificate Number:
221730

Page 2 of 2

Environmental conditions

The following conditions were recorded at the time of the test:

Before Pressure: 101.10 kPa Temperature: 22.1 °C Humidity: 55.1 %

After Pressure: 101.10 kPa Temperature: 22.2 °C Humidity: 55.8 %

Test equipment

Equipment	Manufacturer	Model	Serial number
Distortion Meter	Keithley	2015	1053426
Acoustic Calibrator	Brüel and Kjær	4231	2610257
Environmental Monitor	Cornel	T7510	21962628

Initial Acoustic Results

	Expected	Sample 1	Sample 2	Sample 3	Average	Deviation	Tolerance	Uncertainty
Level (dB)	114.00	114.06	114.06	114.07	114.06	0.06	±0.75	0.11 dB
Distortion (%)	< 4.00	0.25	0.26	0.26	0.25	0.25	+4.00	0.13 %
Frequency (Hz)	1000.0	1009.5	1009.5	1009.5	1009.5	9.5	±200.0	0.1 Hz

The measured quantities or deviations (as applicable), extended by the expanded combined uncertainty of measurement, must not exceed the corresponding tolerance.

Adjusted Acoustic Results

	Expected	Sample 1	Sample 2	Sample 3	Average	Deviation	Tolerance	Uncertainty
Level (dB)	114.00	113.99	114.02	114.02	114.01	0.01	±0.75	0.11 dB
Distortion (%)	< 4.00	0.25	0.26	0.25	0.25	0.25	+4.00	0.13 %
Frequency (Hz)	1000.0	1009.5	1009.6	1009.5	1009.5	9.5	±200.0	0.1 Hz

Functionality Results

Function	Result
Keypad	Pass
Battery Power	Pass
Display	Pass
Communication	Pass
2 way IR link	Pass
Clock	Pass

End of results

J
NAC

JIRANATEE ASSOCIATES CO.,LTD.

Branch Associates Co.,Ltd.
69/14-15, 67/15-16
Petchkasem 7/71, R.R. Watthana, Bangkokkai,
Bangkok 10600 (Thailand)
Tel: +66(0)8568112
Mobile: +66(0)3995453
E-mail: jnao-calibration@jiranatee.com
Web site: www.jiranatee.com

Accredited calibration laboratory
ISO/IEC 17025:2017
NSC-TIS-TIS 17025
CALIBRATION 0367

Temperature measurement laboratory
Calibration services department.

ILAC-MRA
NSC – TIS – TIS 17025
CALIBRATION 0367

Certificate No. : CDT-022-67

Page 1 of 2 Pages

MEASUREMENT ITEM : Heat Stress Monitor

MANUFACTURER : Delta OHM

MODEL/TYPE : HD32.2

SERIAL NUMBER : 18018316

ID NUMBER : RYG_F50360

CONDITION AS-RECEIVED : Used item

CUSTOMER : ALS laboratory group (thailand) Co., Ltd.
104 Phatthanakan 40, Phatthanakan Rd.,
Khwaeng Suan Luang, Khet Suan Luang,
Bangkok 10250 Thailand.

RECEIVED DATE : 11 Jan 2024

MEASUREMENT DATE : 15 Jan 2024

ISSUE DATE : 17 Jan 2024

ENVIRONMENTAL CONDITIONS:

Ambient condition in the laboratory are as follow:

Temperature : 23.0 ± 3.0 °C

Relative Humidity : 55.0 ± 15.0 %RH

NOTED: The certificate is valid only to the item calibrated on date and place of calibration.

TABULATION OF RESULTS:

The table on next page give the measured values.

Calibrated by:
☐ Mr. Sorawit Thachalad
☒ Miss Jittaporn Lertsomphol
☐ Miss Ruangrumpai Phoommit

J
NAC

JIRANATEE ASSOCIATES CO., LTD.

THIS CERTIFICATE MAY NOT BE REPRODUCED EXCEPT IN FULL UNLESS PERMISSION FOR REPRODUCTION HAS BEEN OBTAINED
IN WRITING FROM THE LABORATORY

J
NAC

JIRANATEE ASSOCIATES CO.,LTD.

Continuation of Certificate of Calibration Number CDT-022-67

Page 2 of 2 Pages

Result of Calibration: ☒ Without Adjustment ☐ With Adjustment

Calibration Range: 20 – 40 °C

Function:

Table 1: This equipment was connected with wet bulb probe Model: HP3201.2 S/N: 18021471.
Dimension: Diameter 3.3 mm. Length 170 mm.

Immersion Depth (mm)	Standard Reading (°C)	UUC Reading (°C)	Error (°C)	Uncertainty (°C)
80	20.060	20.0	-0.1	0.099
80	25.051	25.0	-0.1	0.099
80	30.041	30.0	0.0	0.099
80	35.036	35.0	0.0	0.099
80	40.024	40.0	0.0	0.099

Table 2: This equipment was connected with Globe thermometer probe Model: TP3276.2 S/N: 18020502.
Dimension: Diameter 3.3 mm. Length 205 mm.

Immersion Depth (mm)	Standard Reading (°C)	UUC Reading (°C)	Error (°C)	Uncertainty (°C)
110	20.060	20.1	0.0	0.099
110	25.051	25.1	0.0	0.099
110	30.041	30.1	0.1	0.099
110	35.036	35.1	0.1	0.099
110	40.025	40.1	0.1	0.099

Table 3: This equipment was connected with temperature probe Model: TP3207.2 S/N: 18021266.
Dimension: Diameter 14 mm. Length 150 mm.

Immersion Depth (mm)	Standard Reading (°C)	UUC Reading (°C)	Error (°C)	Uncertainty (°C)
75	20.060	20.1	0.0	0.099
75	25.051	25.0	-0.1	0.099
75	30.041	29.8	-0.2	0.099
75	35.036	34.7	-0.3	0.099
75	40.025	39.6	-0.4	0.099

UUC*: Unit Under Calibration

End of Certificate of Calibration

J
NAC

JIRANATEE ASSOCIATES CO., LTD.

CERTIFICATE OF CALIBRATION

Certificate No. : CDT-055-67

Page 1 of 2 Pages

MEASUREMENT ITEM : Heat Stress Monitor
MANUFACTURER : Delta OHM
MODEL/TYPE : HD32.2
SERIAL NUMBER : 15006714
ID NUMBER : RYG_F50219
CONDITION AS-RECEIVED : Used item
CUSTOMER : ALS laboratory group (thailand) Co., Ltd.
104 Phatthanakan 40, Phatthanakan Rd.,
Khwaeng Suan Luang, Khet Suan Luang,
Bangkok 10250 Thailand.

RECEIVED DATE : 12 Feb 2024
MEASUREMENT DATE : 15 Feb 2024
ISSUE DATE : 20 Feb 2024

ENVIRONMENTAL CONDITIONS:

Ambient condition in the laboratory are as follow:
Temperature : 23.0 ± 3.0 °C
Relative Humidity : 55.0 ± 15.0 %RH

NOTED: The certificate is valid only to the item calibrated on date and place of calibration.

TABULATION OF RESULTS:

The table on next page give the measured values.

Calibration procedure:
The temperature calibration was done by
In-House calibration method as WI-CI-001
according to comparison method with standard
digital temperature indicator and standard
temperature probe. The temperature scale use
was based on ITS-90.

Traceability:
The measurement results are traceable to the
international system of units (SI) through
National Institute of Metrology Thailand (NIMT)
Certificate number: TT-0038-23; Certificate
number: ER-0101-23

Reference Used During Calibration:
1. Standard Temperature Probe
Model: STS-100 A500, Serial No.: 667682-09,
Due date: 28 Mar 2024
2. Digital Temperature Indicator
Model: DTI-1000-A MK II, Serial No.: 671407-
00591 Due date: 14 Sep 2024

Uncertainty of Measurement:
The reported uncertainty of measurement is
based on the standard uncertainty multiplied by a
coverage factor $k=2$. Which for a normal
distribution corresponds to a coverage
probability of approximately 95%. The standard
uncertainty has been determined in accordance
with the GUM Evaluation of measurement data -
Guide to the expression of uncertainty in
measurement.

Calibrated by:
☐ Mr. Sorawit Thachalad
☐ Miss Jittaporn Lertsomphol
☒ Miss Ruangrumpal Phoommit



THIS CERTIFICATE MAY NOT BE REPRODUCED EXCEPT IN FULL UNLESS PERMISSION FOR REPRODUCTION HAS BEEN OBTAINED
IN WRITING FROM THE LABORATORY.

Continuation of Certificate of Calibration Number CDT-055-67

Page 2 of 2 Pages

Result of Calibration: ☒ Without Adjustment ☐ With Adjustment

Calibration Range: 20 – 40 °C

Function:

Table 1: This equipment was connected with wet bulb probe Model: HP3201.2 S/N: 2203263.
Dimension: Diameter 3.3 mm. Length 170 mm.

Immersion Depth (mm)	Standard Reading (°C)	UUC Reading (°C)	Error (°C)	Uncertainty (°C)
80	20.063	20.4	0.3	0.099
80	25.054	25.4	0.3	0.099
80	30.040	30.4	0.4	0.099
80	35.026	35.4	0.4	0.099
80	40.018	40.4	0.4	0.099

Table 2: This equipment was connected with Globe thermometer probe Model: TP3276.2 S/N: 17023217.
Dimension: Diameter 3.3 mm. Length 205 mm.

Immersion Depth (mm)	Standard Reading (°C)	UUC Reading (°C)	Error (°C)	Uncertainty (°C)
110	20.064	20.3	0.2	0.099
110	25.054	25.3	0.2	0.099
110	30.040	30.3	0.3	0.099
110	35.027	35.3	0.3	0.099
110	40.018	40.3	0.3	0.099

Table 3: This equipment was connected with temperature probe Model: TP3207.2 S/N: 15015491.
Dimension: Diameter 14 mm. Length 150 mm.

Immersion Depth (mm)	Standard Reading (°C)	UUC Reading (°C)	Error (°C)	Uncertainty (°C)
75	20.064	20.5	0.4	0.099
75	25.054	25.4	0.3	0.099
75	30.041	30.4	0.4	0.099
75	35.026	35.3	0.3	0.099
75	40.018	40.2	0.2	0.099

UUC= Unit Under Calibration

End of Certificate of Calibration



TECHNOLOGY PROMOTION ASSOCIATION (THAILAND-JAPAN)
CORPORATE SERVICES 3: EQUIPMENT CALIBRATION AND TESTING SERVICES
314/4 PATTANAKARN ROAD SR 18, SUANLUANG, SUANLUANG, BANGKOK 10250
TEL: 0-2711 3000-34 FAX: 0-2719-9484



Certificate of Calibration

Certificate No. : 23E3924

Page : 1 of 2

Equipment : pH Meter
Manufacturer : Mettler Toledo
Model : SevenExcellence
Serial No. : B834291445
ID No. : RYG_EN0152
Condition As-Received: Used item
Received Date: 08 December 2023
Calibration Date: 14 December 2023
Reference: 2312-0151DSC
Ambient Temperature: 23.0 ± 2.0 °C
Relative Humidity: 50 ± 10 %

This certificate may not be reproduced other than in full,
except with the prior written approval of the head of
Corporate Services 3: Equipment Calibration and Testing Services.

Submitted by: ALS Laboratory Group (Thailand) Co., Ltd. Rayong Branch
616/18 Moo 5, T.Maejum Khru, A.Phuakdaeng,
Rayong 21140, Thailand.

Procedure used: Calibration were conducted using calibration procedure No. CP-E17 according to EURAMET 09-15.

Condition of this result of calibration

1. Reference standards (instruments)

Instrument	Model	Serial No.	Certificate No.	Due Date
1) Multi-Product Calibrator	5502A	2435802	EE-0041-23	26 Apr 2024

2. This result of calibration was made on (requested at) the point specified by customer.

3. The certificate is valid only to the item calibrated on date and place of calibration.

4. This Calibration is traceable to the International System of Unit maintained through:
- National Institute of Metrology Thailand (NIMT)

Calibrated by : Napsachonk Piamsomchai
Issue Date : 15 December 2023

Approved Signatory :
☒ Phairat Pradapal
☒ Nontawat Khomchai
☐ Pongsayon Boonyaporn

0331106



Cert. No.: 23E3924
Page: 2 of 2

Result of calibration :- (°) Without adjustment (°) After adjustment

Function:	DC voltage measurement	Range:	2000 mV	Uncertainty
	Standard Value (mV)	UUC Reading (mV)	Error (mV)	(± μV)
	-200.0000	-199.9	0.1	68
	-150.0000	-150.0	0.0	65
	-100.0000	-100.0	0.0	63
	-50.0000	-50.0	0.0	61
	0.0000	0.0	0.0	58
	50.0000	50.0	0.0	61
	100.0000	100.0	0.0	63
	150.0000	150.0	0.0	65
	200.0000	199.9	-0.1	68

The reported uncertainty of measurement was based on a standard uncertainty multiplied by a coverage factor $k=2$, providing a level of confidence of approximately 95 %

UUC= Unit Under Calibration.

-000-

1193422



Cert.No.: 23CH1574
Page.: 1 of 3

Certificate of Calibration

Equipment : pH Meter
Manufacturer : Mettler Toledo
Model : SevenExcellence
Serial No. : B834291445
ID No. : RYG_EN0152
Condition As-Received: Used Item
Received Date : 08 December 2023
Calibration Date : 15 December 2023
Reference : 2312-0151DSC-3
Submitted by : ALS Laboratory Group (Thailand) Co.,Ltd. Rayong Branch
616/10 Moo 5, T.Maenam Khu, A.Pluakdaeng,
Rayong 21140, Thailand
Ambient Temperature : (25 ± 2.5) °C
Relative Humidity : (50 ± 15) %
Calibration Procedure : In - house method
- CP-CH5 by direct measurement with standard
voltage calibrator and direct measurement with
certified reference material (CRM)
- CP-CH8 by comparison with standard thermometer

Calibrated by : Warakorn Lemagatrakul

Approved by :

() Saitip Meangmai
() Warakorn Lemagatrakul
(x) Ponpan Paljiri

Issue Date : 19 December 2023

The Uncertainties are for a confidence probability of approximately 95%

1. All calibration was performed under the conditions specified in the certificate.
2. Approval of Uncertainty/Condition/Setting : Business Calibration and Testing Service

A 0061695



Cert.No.: 23CH1574
Page.: 2 of 3

Condition of this calibration result

1. Reference Standard Instrument

Instrument	Serial No.	ID No.	Cert. No.	Due Date
1) Document Process Calibrator	54030049	130RC116	23E2802	27 Aug 2024
2) Ref. Standard Thermometer	4982054	110RC044	23I908	26 July 2024

This certification is traceable to the International System of Unit maintained through:-
- Technology Promotion Association (Thailand-Japan)

2. Certified Reference Materials

The measurement results are traceable to SI through CPA chem Ltd.
ANSI-ASQ National Accreditation Board, Accredited No. AR-1835

Buffer Solution	Manufacturer	Lot No.	Exp. date
pH 4.008	CPA chem	913598	14 July 2025
pH 6.986	CPA chem	931959	01 Oct 2024
pH 9.997	CPA chem	940106	02 Nov 2024

3. This certificate is valid only to the item calibrated on date and place of calibration.

Calibration Results

Function : mV Measurement

Performing standard curve by Fluke at pH (4,7,10)

Unit Under Calibration	Nominal Value	Standard Voltage Input	Actual Reading		Uncertainty of Measurement	Coverage factor
	pH	mV	mV	pH	(±mV)	k
pH Meter	4.000	177.48	177.3	4.000	0.059	2.00
S/N.: B834291445	7.000	0.00	-0.1	7.000	0.058	2.00
	10.000	-177.48	-177.5	10.000	0.058	2.00



Cert.No.: 23CH1574
Page.: 3 of 3

Calibration Results

Function : pH Measurement

Performing three buffers standard curve by using buffer nominal pH (4,7,10)

Unit Under Calibration	Standard pH Buffer Solution	Actual pH Reading	Actual mV Reading (mV)	Uncertainty of pH measurement (±)	Coverage factor k
pH Electrode	4.008	4.013	184.1	0.0045	2.00
S/N.: 3225368	6.986	6.998	8.7	0.0084	2.00
	9.997	10.002	-164.7	0.0088	2.11

Function : Temperature Measurement

(*) Without adjustment

This equipment was connected with Temperature Probe;

- Model : InLab®Expert Pro-JSM
- Serial No. : 3225368

Dimension of probe;

- Length : 120 mm
- Diameter : 12 mm
- Immersion Depth : 100 mm

Calibration Point (°C)	Standard Temperature (°C)	UUC* Reading (°C)	Error (°C)	Uncertainty of measurement (± °C)	Coverage factor k
25.0	25.003	24.3	-0.703	0.13	2.00

Remark : - UUC* = Unit Under Calibration

The reported uncertainty of measurement was based on a standard uncertainty multiplied by a coverage factor k, providing a level of confidence of approximately 95 %.

-000-



Certificate of Calibration

Equipment : SPECTROPHOTOMETER
Model : DR6000
Serial No. (or ID.): 1627845 (RYG_EN0037)
Manufacturer : HACH
Condition : In Condition

Certificate No.: C06230441
Issued Date : 19 September 2023
Job No.: WO-0005382
Page : 1 of 3

Customer : ALS Laboratory Group (Thailand) Co.,Ltd. (Rayong Branch)
616/10 Moo 5 T.Maenam Khu,
A.Pluakdaeng, Rayong 21140, Thailand.

Environment Condition : Temperature 23.9 °C ± 0.2
Humidity 65.3 %RH ± 1.4

Calibration Place : ALS Laboratory Group (Thailand) Co.,Ltd. (Rayong Branch) (Wet Chemistry)
616/10 Moo 5 T.Maenam Khu,
A.Pluakdaeng, Rayong 21140, Thailand.

Calibration By : Mr.Nattapet Rungrueang
Calibration Date : 18 September 2023

The Method used : In house method, CAL-WI-24, base on ASTM E 275-08 and ASTM E 387-04

Traceability : This certificate is traceable to the CRM maintained by National Institute of Standards and Technology (NIST) through Stama Scientific Limited.

The standard for Wavelength Certificate No. 111583 and 111584
The standard for Photometric Certificate No. 9114984 and 111588
The standard for Stray light Certificate No. 111586 and 111585
The standard for Spectral resolution Certificate No. 111587

This certificate is issued the units of measurement according to the International System of Units (SI). It provides traceability of measurement to international or national standard or other recognized national standard laboratories.

The measurement uncertainty stated is the expanded uncertainty which is obtained from the standard uncertainty multiplied by the coverage factor (k=2) to provide a level of confidence of approximately 95%. It is determined in accordance with the Guide to Expression of Uncertainty in Measurement (GUM).

These results may be affected by deviations from specified conditions. The results relate only to the items tested, calibrated or sampled. The report shall not be reproduced except in full without approval of DKSH Technology Limited.

DKSH Technology Limited
2533 Sukhumvit Road, Bangkok, Prathomong, Bangkok 10260
Phone: +66 2030 7000 Email: info.calibration@dksh.com Website: www.dksh.com/scientific-thailand

Delivering Growth - In Asia and Beyond.

CAL-FM-C06-15: 12 Sep 2022

Calibration Results:

Without Adjustment

Wavelength Accuracy (nm). The spectral bandwidth of Std at 2 nm and UUC at 2 nm

Standard Wavelength	Unit Under Calibration	Correction	Uncertainty
418.61	418.3	0.31	0.13
536.66	536.6	0.06	0.13
637.98	638.3	-0.32	0.13
748.48	748.7	-0.22	0.13
807.03	807.4	-0.37	0.13

Photometric Accuracy (Absorbance)

Wavelength	Standard absorbance	Unit Under Calibration	Correction	Uncertainty
	0.0000	0.000	0.0000	0.0045
	0.2930	0.289	0.0040	0.0045
	0.5168	0.519	-0.0022	0.0045
	1.0298	1.029	0.0008	0.0045
	0.0000	0.000	0.0000	0.0045
	0.2867	0.283	0.0037	0.0045
	0.5073	0.509	-0.0017	0.0045
	1.0083	1.007	0.0013	0.0045
	0.0000	0.000	0.0000	0.0045
	0.2516	0.250	0.0016	0.0045
	0.4595	0.462	-0.0025	0.0045
	0.9334	0.933	0.0004	0.0045
	0.0000	0.000	0.0000	0.0045
	0.2461	0.245	0.0011	0.0045
	0.4652	0.466	-0.0008	0.0045
	0.9468	0.946	0.0008	0.0045
	0.0000	0.000	0.0000	0.0045
	0.2594	0.259	0.0004	0.0045
	0.5040	0.506	-0.0010	0.0045
	1.0032	1.002	0.0012	0.0045
	0.0000	0.000	0.0000	0.0045
	0.2579	0.257	0.0009	0.0045
	0.4971	0.497	0.0001	0.0045
	0.9720	0.971	0.0010	0.0045

บริษัท ดีเคเอสเอช (ประเทศไทย) จำกัด
DKSH Technology Limited
2533 ถนนสุขุมวิท แขวงคลองเตย เขตคลองเตย กรุงเทพมหานคร 10260
2533 Sukhumvit Road, Bangkok, Phraechang, Bangkok 10260
Phone: +66 2639 7000 Email: info.calibration@dksh.com Website: www.dksh.com/calibration-thailand

Delivering Growth - In Asia and Beyond.

CAL-FM-C06-15: 12 Sep 2022

Calibration Results:

Without Adjustment

Photometric Accuracy (Absorbance)

Wavelength	Standard absorbance	Unit Under Calibration	Correction	Uncertainty
235 nm	0.0000	0.000	0.0000	0.0080
	0.7355	0.737	-0.0015	0.0080
257 nm	0.0000	0.000	0.0000	0.0080
	0.8574	0.857	0.0004	0.0080
313 nm	0.0000	0.000	0.0000	0.0080
	0.2864	0.290	-0.0036	0.0080
350 nm	0.0000	0.000	0.0000	0.0080
	0.6374	0.637	0.0004	0.0080

Stray light *

Standard: cut-off	UUC: Wavelength (nm)	UUC: Transmission (%T)	Absorbance (A)
260.62 +/- 0.11 nm	260.6	1.3	1.886
391.44 +/- 0.11 nm	391.4	1.3	1.886

Spectral Resolution *

Nominal Concentration 0.02 % v/v	Peak	Trough	Ratio	SBW
Standard Wavelength (nm)	268.66	266.89	1.38	2.00
UUC: Wavelength (nm)	268.2	266.1		
Std Absorbance (A)	0.4566	0.2780		
Absorbance (A)	0.413	0.300		

* Calibration Marked * Not TISI Accredited * In this Certificate have been included for completeness.

The End of Certificate

บริษัท ดีเคเอสเอช (ประเทศไทย) จำกัด
DKSH Technology Limited
2533 ถนนสุขุมวิท แขวงคลองเตย เขตคลองเตย กรุงเทพมหานคร 10260
2533 Sukhumvit Road, Bangkok, Phraechang, Bangkok 10260
Phone: +66 2639 7000 Email: info.calibration@dksh.com Website: www.dksh.com/calibration-thailand

Delivering Growth - In Asia and Beyond.

CAL-FM-C06-15: 12 Sep 2022

ใบตรวจสอบสภาพเครื่องวัดสิ่งแวดล้อม

เลขที่ใบงาน: WO-0005382

ชนิดเครื่องมือ: SPECTROPHOTOMETER

รุ่น: DR8000

หมายเลขเครื่อง: 1627845

ตรวจสอบ (วัน)		รายการตรวจเช็ค	ตรวจสอบ (ถึง)		หมายเหตุ
18 Sep 2023			18 Sep 2023		
ปกติ	ไม่ปกติ		ปกติ	ไม่ปกติ	
		General			
<input checked="" type="checkbox"/>	<input type="checkbox"/>	1. ความสมบูรณ์เครื่อง	<input checked="" type="checkbox"/>	<input type="checkbox"/>	
<input checked="" type="checkbox"/>	<input type="checkbox"/>	2. ความสะอาด (ของใส่ตัวอย่าง, ภายใน-นอกเครื่อง)	<input checked="" type="checkbox"/>	<input type="checkbox"/>	
<input checked="" type="checkbox"/>	<input type="checkbox"/>	3. สวิตช์ ปิด – เปิด เครื่อง (On-Off Switch)	<input checked="" type="checkbox"/>	<input type="checkbox"/>	
<input checked="" type="checkbox"/>	<input type="checkbox"/>	4. ปุ่มกด (Keypad)	<input checked="" type="checkbox"/>	<input type="checkbox"/>	
<input checked="" type="checkbox"/>	<input type="checkbox"/>	5. หน้าจอ (Display, Screen Contrast)	<input checked="" type="checkbox"/>	<input type="checkbox"/>	
		Spectrophotometer			
<input type="checkbox"/>	<input type="checkbox"/>	6. แรงดันไฟฟ้า (Battery Backup) >= 2.5 VDC	<input type="checkbox"/>	<input type="checkbox"/>	
<input type="checkbox"/>	<input type="checkbox"/>	7. ตัวหมุนเลือกความยาวคลื่น (Wavelength Control)	<input type="checkbox"/>	<input type="checkbox"/>	
<input checked="" type="checkbox"/>	<input type="checkbox"/>	8. ความยาวคลื่น (Wavelength Check)	<input checked="" type="checkbox"/>	<input type="checkbox"/>	*
<input checked="" type="checkbox"/>	<input type="checkbox"/>	9. แหล่งกำเนิดแสง (UV < 3,000 hour)	<input checked="" type="checkbox"/>	<input type="checkbox"/>	9.2 Hours
<input checked="" type="checkbox"/>	<input type="checkbox"/>	10. แหล่งกำเนิดแสง (Visible < 5,000 hour)	<input checked="" type="checkbox"/>	<input type="checkbox"/>	741.5 Hours
<input checked="" type="checkbox"/>	<input type="checkbox"/>	11. ช่องวัดหลายตัวอย่าง (Carousel Module)	<input checked="" type="checkbox"/>	<input type="checkbox"/>	
		pH Meter and Conductivity Meter			
<input type="checkbox"/>	<input type="checkbox"/>	12. อิเล็กโทรด (Electrode and Connection Cable)	<input type="checkbox"/>	<input type="checkbox"/>	
<input type="checkbox"/>	<input type="checkbox"/>	13. ระดับสารละลายใน Electrode (Level KCl)	<input type="checkbox"/>	<input type="checkbox"/>	
<input type="checkbox"/>	<input type="checkbox"/>	14. ฝาปิดกันปลาย Electrode (Dust Protection Hood)	<input type="checkbox"/>	<input type="checkbox"/>	
<input type="checkbox"/>	<input type="checkbox"/>	15. ขาจับอิเล็กโทรด (Stand)	<input type="checkbox"/>	<input type="checkbox"/>	
		Turbidimeter			
<input type="checkbox"/>	<input type="checkbox"/>	16. ค่าความขุ่นที่ต่ำสุด (No Sample)	<input type="checkbox"/>	<input type="checkbox"/>	
<input type="checkbox"/>	<input type="checkbox"/>	17. ระดับการส่องสว่างของแสง (>= 2.5 ไม่นาที 3.0)	<input type="checkbox"/>	<input type="checkbox"/>	
		Automatic Titrator			
<input type="checkbox"/>	<input type="checkbox"/>	18. สภาพ Piston Burettes	<input type="checkbox"/>	<input type="checkbox"/>	
<input type="checkbox"/>	<input type="checkbox"/>	19. Function Rinsing and Dosing	<input type="checkbox"/>	<input type="checkbox"/>	
<input type="checkbox"/>	<input type="checkbox"/>	20. ระบบท่อสายยางและอุปกรณ์ประกอบ	<input type="checkbox"/>	<input type="checkbox"/>	

เงื่อนไขข้อแนะนำ: *656.1nm=656.1nm

*486.0nm=485.5nm

Mr.Nattapat Rungueang
Service Engineer

บริษัท ดีเคเอสเอช (ประเทศไทย) จำกัด
DKSH Technology Limited
2533 ถนนสุขุมวิท แขวงคลองเตย เขตคลองเตย กรุงเทพมหานคร 10260
2533 Sukhumvit Road, Bangkok, Phraechang, Bangkok 10260
Phone: +66 2639 7000 Email: info.calibration@dksh.com Website: www.dksh.com/calibration-thailand

Delivering Growth - In Asia and Beyond.

CAL-FM-R31-03: 20 Jul 2022



TECHNOLOGY PROMOTION ASSOCIATION (THAILAND-JAPAN)
CORPORATE SERVICES 3 : EQUIPMENT CALIBRATION AND TESTING SERVICES
534/4 PATTANAKARN ROAD SOI 18, SUANLUANG, SUANLUANG BANGKOK 10250
TEL. 0-2717-3000 FAX. 0-2719-9484

Cert.No.: 23TW168
Page.: 1 of 2

Certificate of Testing

Equipment :	DO Meter
Manufacturer :	YSI
Model :	5000-115V
Serial No. :	15E102796
ID No. :	RYG_EN0032
Received Date :	21 July 2023
Test Date :	24 July 2023
Reference :	2307-0713DSC-1
Submitted by :	ALS Laboratory Group (Thailand) Co.,Ltd. Rayong Branch 616/10 Moo 5, T.Maenam Khu, A.Pluakdaeng, Rayong 21140, Thailand
Laboratory Condition :	Temperature (25 ± 5) °C Humidity (50 ± 20) %
Test Procedure :	In - house method : CP-CH9 by Comparison Technique with Azide Modification Method
Tested by :	Walaiaj Sirinhean
Approved by :	
() Malee Butkruea	
(✓) Salthip Meangmai	
() Warakorn Lengagrakul	

Issue Date : 26 July 2023

B 0320211



Cert.No.: 23TW168
Page.: 2 of 2

Condition of this result of calibration

1. Reference Standard Instruments :

This certification is traceable to the International System of Unit through the reference standards laboratory of Industrial Calibration Center, Technology Promotion Association (Thailand-Japan).

Instruments	Serial No.	ID No.	Certificate No.	Due Date
1) Burette	-	130BU10	23CG1172	22 Mar 2025
2) Balance	1126143764	140RC004	22MM50	20 Sep 2023

2. Standard Material :-

Material	Manufacturer	Lot.No.	Assay
Sodium Thiosulfate pentahydrate	Merck	AM1763316	100.2%

Result : Dissolved Oxygen Meter Adjustment With Air 100 %

Dissolved Oxygen Probe No.: 15E100464

Titration Method (Azide Modification Method) (mg/L)	DO Meter Reading (mg/L)	Standard Deviation (mg/L)
8.18	8.17	0.0055

This report was certified only for the instrument we tested. It is allowable to use for study the system efficiency, The environmental impact control and present to organization it may concerned. Intend to use for advertising and referral purpose is prohibited. This report may not be reproduced other in full, without written approval of the laboratory.

-000-

A 1172155



TECHNOLOGY PROMOTION ASSOCIATION (THAILAND-JAPAN)
CORPORATE SERVICES 3: EQUIPMENT CALIBRATION AND TESTING SERVICES
534/4 PATTANAKARN ROAD SOI 18, SUANLUANG, SUANLUANG BANGKOK 10250
TEL. 0-2717-3000-29 FAX. 0-2719-9484



Cert. No.: 23LM125
Page.: 1 of 2

Certificate of Calibration

Equipment : DO Meter with Sensor
Manufacturer : YSI
Model : 5000-115V
Serial No. : 15E102796
ID No. : RYG_EN0032
Submitted by : ALS Laboratory Group (Thailand) Co., Ltd.
Rayong Branch
616/10 Moo 5 T. Maenam Khu, A. Pluakdaeng,
Rayong 21140 Thailand
Location : TPA On Site Calibration Laboratory
Received Order : 25 July 2023
Calibrated Date : 27 July 2023
Ambient Temperature : (26 ± 10) °C
Relative Humidity : (50 ± 30) %
AC Line Voltage : (220 ± 22) V

Calibrated by : Precha Hiahit

Approved by :

() Pornthippa Tameyakul
() Malee Butkruea
(✓) Suwit Imjai

Issue Date : 31 July 2023

The Uncertainties are for a confidence probability of approximately 95%

This certificate may not be reproduced other than in full, except with the prior written
Approval of the head of Corporate Services 3: Equipment Calibration and Testing Services.

A 0053616



Equipment : DO Meter with Sensor
Condition As-Received : Used Item
Reference : 2307-0713DSC-2

Cert. No.: 23LM125
Page.: 2 of 2

Procedure Used :-

Calibration were conducted using in-house calibration procedure CP-OT01 according to comparison with Industrial Platinum Resistance Thermometer (IPT) into Temperature Bath.

The temperature scale used was based on ITS-90.

Condition of this result of calibration

1. Reference standard instrument:-

Instrument	Serial No.	Cert. No.	Traceable	Due Date
1) Digital Thermometer	2188080	2211285	TPA	21 Oct 2023

2. This certificate is valid only to the item calibrated on date and place of calibration.

3. This certification is traceable to the International System of Unit.

Remark : TPA : Technology Promotion Association (Thailand - Japan)

Result of Calibration :- (*) Without Adjustment

Function : Temperature measurement.

This instrument was connected with temperature sensor, S/N.: 1228475367

Calibration Point (°C)	Immersion Depth (mm)	Standard Temperature (°C)	UUC* Reading (°C)	Error (°C)	Uncertainty (± °C)	Coverage Factor k
20.00	100	20.011	19.91	-0.101	0.15	2.00

UUC* : Unit Under Calibration

The reported uncertainty of measurement was based on a standard uncertainty multiplied by a coverage factor k, providing a level of confidence of approximately 95 %.

-000-

A 1159515



TECHNOLOGY PROMOTION ASSOCIATION (THAILAND-JAPAN)
CORPORATE SERVICES 3: EQUIPMENT CALIBRATION AND TESTING SERVICES
534/4 PATTANAKARN ROAD SOI 18, SUANLUANG, SUANLUANG BANGKOK 10250
TEL. 0-2717-3000-29 FAX. 0-2719-9484



Certificate of Calibration

Cert. No.: 24TM1663
Page : 1 of 3

Equipment : Low Temp. Incubator
Manufacturer : Memmert
Model : IPP750
Serial No. : V818.0084
ID No. : RYG_EN0154
Submitted by : ALS Laboratory Group (Thailand) Co., Ltd. Rayong Branch
616/10 Moo 5, T. Maenam Khu, A. Pluakdaeng,
Rayong 21140, Thailand
Location : BOD Room
Received Order : 01 November 2024
Calibration Date : 01 November 2024
Ambient Temperature : (26 ± 10) °C
Relative Humidity : (50 ± 30) %
AC Line Voltage : (220 ± 22) V

Calibrated by :

Approved by :

() Ponpan Paipim
() Suwit Imjai
(✓) Kunchit Promprat

Issue Date : 07 November 2024

The Uncertainties are for a confidence probability of approximately 95%

This certificate may not be reproduced other than in full, except with the prior written
Approval of the head of Corporate Services 3: Equipment Calibration and Testing Services.



Equipment : Low Temp. Incubator
Condition As-Received : Used Item
Reference : 2411-0002OC-1

Cert. No.: 24TM1663
Page : 2 of 3

Procedure Used :-

Calibration were conducted using calibration procedure CP-OT02 based on TLAS G-20 according to direct measurement method with Data Acquisition which connected with Resistance Temperature Detector (RTD).

The temperature scale used was based on ITS-90.

Condition of this result of calibration

1. Reference standard instrument:-

Instrument	Serial No.	Cert. No.	Traceable	Due Date
1.) Data Acquisition	MY44073381	24LM73	TPA	18 May 2025

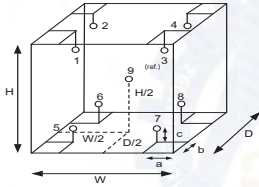
2. This certificate is valid only to the item calibrated on date and place of calibration.
3. This certification is traceable to the International System of Unit.

Remark : TPA : Technology Promotion Association (Thailand - Japan)

Result of Calibration :- (*) Without Adjustment

Function of UUC* : Temperature Source

Fresh air setting : Close



Probe Installation Details :

a = 10 cm	D = 0.60 m
b = 10 cm	W = 1.0 m
c = 10 cm	H = 1.2 m
	Capacity = 0.72 m ³

Environment during calibration		
	Beginning	Finished
Temp. (°C)	24	25
REL.Humid. (%)	55	53
AC Supply (Volt)	220	221

Position :	Ref. Std. ID No.:
1	1RTD-2/1
2	1RTD-2/2
3	22-01RTD-03
4	1RTD-2/4
5	1RTD-2/5
6	1RTD-2/6
7	23-01RTD-07
8	1RTD-2/8
9 (ref.)	23-01RTD-09



Equipment : Low Temp. Incubator
Condition As-Received : Used Item
Reference : 2411-0002OC-1
Result of Calibration :- (*) Without Adjustment
Function of UUC* : Temperature Source
Fresh air setting : Close

Cert. No.: 24TM1663
Page : 3 of 3

Calibration Point (°C)	UUC* Setting (°C)	UUC* Reading (°C)	Temperature stability (± °C)	Temperature uniformity (°C)	Overall Variation (°C)	Coverage Factor k
20.0	20.0	20.0	0.026	0.26	0.53	2

Calibration Point (°C)	Measured Temperature (°C)									Uncertainty (± °C)
	1	2	3	4	5	6	7	8	9 (ref.)	
20.0	20.071	19.915	20.273	20.179	19.977	19.782	20.056	20.026	20.033	0.30

Average* : The average of 30 values in each position.

Temperature stability : One-half of the greatest maximum difference of measured temperature at any one sensor.

Temperature uniformity : The maximum difference of measured temperatures at any sensors and the measured temperature at the reference location which are observed at the same time or at as close an observation time as possible to determine the temperature pattern or homogeneity within the chamber under steady-state conditions.

Overall Variation : The Difference of the maximum and minimum measured temperatures throughout observation.

UUC* : Unit Under Calibration

Note : The reported uncertainty of measurement was included stability and excluded uniformity .

The reported uncertainty of measurement was based on a standard uncertainty multiplied by a coverage factor k, providing a level of confidence of approximately 95 %.

-000-

Sartorius (Thailand) Co., Ltd.
120 Rama 9 Road, Huaykwang, Huaykwang, Bangkok 10310
Tel: +66 2643 8361-6 Fax: +66 2643-8367, e-mail: service.thailand@sartorius.com



SARTORIUS

Certificate of Calibration

REVIEW BY: *Thanyakul*
APPROVED BY: *D. K.*
NEXT CAL DATE: 02/02/2025

Model Number : MSE224S-100-DU
Description : Analytical Balance
Serial Number : 0026207038
ID No. : RYG_EN0002
Manufacturer : Sartorius
Certificate No. : 24BC0089
Issued Date : Friday, February 23, 2024
Reference No. : 229196
Page No. : 1 of 2

Customer Name : ALS Laboratory Group (Thailand) Co., Ltd. (Rayong Branch)
619/10 Moo 5 T.Maenam Khu, A.Pluak Daeng, Rayong 21140, Thailand.

Calibrated Place : ALS Laboratory Group (Thailand) Co., Ltd.(Balance Room)
619/10 Moo 5 T.Maenam Khu, A.Pluakdaeng, Rayong 21140, Thailand.

Calibrated By : Mr.Chonchai Inthana
Calibration Date : Thursday, February 22, 2024
Calibration Procedure No. : This calibration was conducted by Using in-house calibration procedure number (WI-003)
Based on UKAS LAB 14 : 2019

Metrological data :
Capacity : 220 g Readability : 0.0001 g
Ambient Conditions:
Temperature : 24.2 °C ± 5.0 °C
Humidity : 57.0 % RH ± 10.0 % RH
Pressure : ±

Reasons for calibration
☐ New Installation ☐ Service / Repaired ☒ In-calibration/ Maintenance
Equipment Condition: ☒ Good Operate ☐ Fail

Measurement Method UKAS Publication Ref :Lab 14

The measurement uncertainty stated is the expanded uncertainty which is obtained from the standard uncertainty multiplied by the coverage factor (k=2) to provide a level of confidence of approximately 95%. It is determined in accordance with the Guide to Expression of Uncertainty in Measurement (GUM). The calibration certificate documents the traceability to National Standards, which realise the unit of measurement according to the International Standard System of Units (SI). Report of Tolerance came from list of Sartorius Metrological Specifications.

Traceability:

Model Number	Description	Traceability	Certificate No.	Due Date
YCS011-522-00	Sartorius weight set 1mg - 5000g E2.YCS011-522-00	TCS	M2306187S	23-Aug-2025
MHB-382SD	Humidity/Barometer/Temp Lutron MHB-382SD	DKSH	C16231845	23-Aug-2024

This certificate relate and apply this equipment only.
This certificate may not be reproduced other than in full except with the prior written approval of the Verification Operation Division
Sartorius (Thailand) Co., Ltd.

Mr.chonchai inthana(Technical Manager)



Sartorius (Thailand) Co., Ltd.

120 Rama 9 Road, Huaykwang, Huaykwang, Bangkok 10310
Tel: +66 2643 8361-6 Fax: +66 2643-8367, e-mail: service.thailand@sartorius.com

SARTORIUS

Certificate of Calibration

Model Number : MSE224S-100-DU
Description : Analytical Balance
Serial Number : 0026207038
ID No. : RYG_EN0002
Manufacturer : Sartorius
Certificate No. : 24BC0089
Issued Date : Friday, February 23, 2024
Reference No. : 229196
Page No. : 2 of 2

Calibration Results : Without Adjustment

Repeatability			Eccentricity (Off-center loading error)		
The repeatability is the ability of a weighing instrument to display nearly identical readouts under constant test conditions when the same load within a measurement range is placed repeatedly on the weighing pan in the same manner. The standard deviation is used to express repeatability quantitatively.			The off-center loading error is yielded by the difference between the readout of the load, i.e. 1/2 or 1/4 of maximum capacity, placed in the middle of the weighing pan and between each of four additional measurement points (positions defined according to OIML R110).		
Nominal Value : (Low Load)	20.0000	199.9999	Nominal value :	100	g
20 g	20.0000	200.0000	Tolerance	0.0004	g
Tolerance	0.0001 g	200.0000	Difference		
	20.0000	199.9999	1	-	
	20.0001	200.0000	2	-0.0001	
	20.0001	200.0000	3	-0.0001	
Nominal Value : (High Load)	19.9999	200.0000	4	0.0000	
200 g	20.0000	200.0000	5	-0.0001	
Tolerance	0.0001 g	199.9999	6	-	
	19.9999	200.0001			
	19.9999	200.0000			
Standard Deviation	0.00007	0.00006			

Linearity

The linearity, also called linearity error, describes the deviation of the characteristic curve of a weighing instrument from the linear slope.

Tolerance 0.0002 g				
Nominal Value (g)	Conventional Mass Value (g)	Displayed Value (g)	Deviation (g)	Uncertainty (g)
0.01	0.0100	0.0100	0.0000	0.00018
0.05	0.0500	0.0500	0.0000	0.00018
0.1	0.1000	0.1000	0.0000	0.00018
0.5	0.5000	0.5000	0.0000	0.00018
1	1.0000	1.0000	0.0000	0.00018
5	5.0000	5.0000	0.0000	0.00018
10	10.0000	10.0000	0.0000	0.00018
20	20.0000	20.0000	0.0000	0.00024
50	50.0000	49.9999	-0.0001	0.00019
100	100.0000	100.0000	0.0000	0.00023
200	200.0000	199.9999	-0.0001	0.00032

End of Report.



Certificate of Calibration

Cert. No.: 24TM632
Page : 1 of 3

Equipment : Hot Air Oven

Manufacturer : Memmert

Model : UFE 500

Serial No. : G511.1572

ID No. : RYG_EN0010

Submitted by : ALS Laboratory Group (Thailand) Co.,Ltd. (Rayong Branch)
616/10 Moo 5 T. Maenam Khu,
A. Pluakdaeng,
Rayong 21140 Thailand
Location : Oven Room

Received Order : 21 March 2024

Calibration Date : 21 March 2024

Ambient Temperature : (26 ± 10) °C

Relative Humidity : (50 ± 30) %

Calibrated by : Man Pattanapongpaiboon

Approved by :

() Pornthippa Tameyakul

() Unnopphol Harachai

(✓) Suwit Imjai

Issue Date : 22 March 2024

The Uncertainties are for a confidence probability of approximately 95%

This certificate may not be reproduced other than in full, except with the prior written
Approval of the head of Corporate Services 3 : Equipment Calibration and Testing Services.



Equipment : Hot Air Oven
Condition As-Received : Used Item
Reference : 2403-0563OC-1
Procedure Used :-

Cert. No.: 24TM632
Page : 2 of 3

Calibration were conducted using calibration procedure CP-OT02 according to direct measurement method with Data Acquisition which connected with Resistance Temperature Detector (RTD) and Thermocouple Type T.

The temperature scale used was based on ITS-90.

Condition of this result of calibration

1. Reference standard instrument:-

Instrument	Serial No.	Cert. No.	Traceable	Due Date
1) Data Acquisition	MY57013711	23LM115	TPA	11 Jul 2024

2. This certificate is valid only to the item calibrated on date and place of calibration.

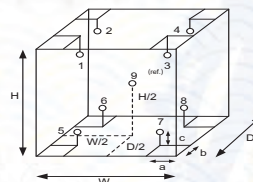
3. This certification is traceable to the International System of Unit.

Remark : TPA : Technology Promotion Association (Thailand - Japan)

Result of Calibration :- (*) Without Adjustment

Function of UUC* : Temperature Source

Fresh air setting : Close



Probe Installation Details :

a = 5.0 cm
b = 5.0 cm
c = 5.0 cm

Dimension of Chamber :

D = 0.40 m
W = 0.56 m
H = 0.48 m
Capacity = 0.11 m³

Environment during calibration		
	Beginning	Finished
Temp. (°C)	27	27
REL.Humid. (%)	57	59
AC Supply (Volt)	222	224

Ref. Std. ID No.: @ Calibration Point		
Position :	(180) °C	(104) °C
1	18-18TC-01	18-18RTD-01
2	18-18TC-02	18-18RTD-02
3	18-18TC-03	18-18RTD-03
4	18-18TC-04	18-18RTD-04
5	18-18TC-05	18-18RTD-05
6	18-18TC-06	23-18RTD-06
7	18-18TC-07	18-18RTD-07
8	18-18TC-08	22-18RTD-08
9 (ref.)	18-18TC-09	18-18RTD-09



Equipment : Hot Air Oven
Condition As-Received : Used Item
Reference : 2403-0563OC-1
Result of Calibration :- (*) Without Adjustment
Function of UUC* : Temperature Source
Fresh air setting : Close

Cert. No.: 24TM632
Page : 3 of 3

Calibration Point (°C)	UUC* Setting (°C)	UUC* Reading (°C)	Temperature stability (± °C)	Temperature uniformity (°C)	Overall Variation (°C)	Coverage Factor k
104.0	104.0	104.0	0.051	0.59	0.62	2
180.0	180.0	180.0	0.15	1.3	1.7	2

Calibration Point (°C)	Measured Temperature (°C)									Uncertainty (± °C)
	1	2	3	4	5	6	7	8	9 (ref.)	
104.0	103.921	103.786	103.757	103.759	103.950	103.817	104.213	103.672	103.673	0.42
180.0	179.614	179.270	179.145	179.599	180.001	180.423	180.293	180.629	179.429	1.1

Average* : The average of 30 values in each position.

Temperature stability : One-half of the greatest maximum difference of measured temperature at any one sensor.

Temperature uniformity : The maximum difference of measured temperatures at any sensors and the measured temperature at the reference location which are observed at the same time or at as close an observation time as possible to determine the temperature pattern or homogeneity within the chamber under steady-state conditions.

Overall Variation : The Difference of the maximum and minimum measured temperatures throughout observation.

UUC* : Unit Under Calibration

Note : The reported uncertainty of measurement was included stability and excluded uniformity .

The reported uncertainty of measurement was based on a standard uncertainty multiplied by a coverage factor k, providing a level of confidence of approximately 95 %.

-o0o-



Certificate of Calibration

Cert. No.: 24TM634
Page : 1 of 3

Equipment : Hot Air Oven

Manufacturer : Memmert

Model : UF 110

Serial No. : B423.0853

ID No. : RYG_EN0213

Submitted by : ALS Laboratory Group (Thailand) Co.,Ltd. (Rayong Branch)
616/10 Moo 5 T. Maenam Khu,
A. Pluakdaeng,
Rayong 21140 Thailand
Location : Oven Room

Received Order : 21 March 2024

Calibration Date : 21 - 22 March 2024

Ambient Temperature : (26 ± 10) °C

Relative Humidity : (50 ± 30) %

Calibrated by : Man Pattanapongpaiboon

Approved by :

() Pornthippa Tameyakul

() Unnopphol Harachai

(✓) Suwit Imjai

Issue Date : 23 March 2024

The Uncertainties are for a confidence probability of approximately 95%

This certificate may not be reproduced other than in full, except with the prior written
Approval of the head of Corporate Services 3 : Equipment Calibration and Testing Services.



Equipment : Hot Air Oven
Condition As-Received : Used Item
Reference : 2403-0563OC-3

Cert. No.: 24TM634
Page : 2 of 3

Procedure Used :-

Calibration were conducted using calibration procedure CP-OT02 according to direct measurement method with Data Acquisition which connected with Resistance Temperature Detector (RTD) and Thermocouple Type T.

The temperature scale used was based on ITS-90.

Condition of this result of calibration

1. Reference standard instrument:-

Instrument	Serial No.	Cert. No.	Traceable	Due Date
1) Data Acquisition	MY57013711	23LM115	TPA	11 Jul 2024

2. This certificate is valid only to the item calibrated on date and place of calibration.

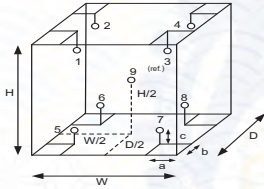
3. This certification is traceable to the International System of Unit.

Remark : TPA : Technology Promotion Association (Thailand - Japan)

Result of Calibration :- (*) Without Adjustment

Function of UUC* : Temperature Source

Fresh air setting : Close



Probe Installation Details : Dimension of Chamber :

a =	5.0	cm	D =	0.40	m
b =	5.0	cm	W =	0.56	m
c =	5.0	cm	H =	0.48	m
Capacity =				0.11	m ³

Environment during calibration		
	Beginning	Finished
Temp. (°C)	27	27
REL.Humid. (%)	59	59
AC Supply (Volt)	224	223

Ref. Std. ID No.: @ Calibration Point		
Position :	(180) °C	(104) °C
1	18-18TC-01	18-18RTD-01
2	18-18TC-02	18-18RTD-02
3	18-18TC-03	18-18RTD-03
4	18-18TC-04	18-18RTD-04
5	18-18TC-05	18-18RTD-05
6	18-18TC-06	23-18RTD-06
7	18-18TC-07	18-18RTD-07
8	18-18TC-08	22-18RTD-08
9 (ref.)	18-18TC-09	18-18RTD-09



Equipment : Hot Air Oven
Condition As-Received : Used Item
Reference : 2403-0563OC-3
Result of Calibration :- (*) Without Adjustment
Function of UUC* : Temperature Source
Fresh air setting : Close

Cert. No.: 24TM634
Page : 3 of 3

Calibration Point (°C)	UUC* Setting (°C)	UUC* Reading (°C)	Temperature stability (± °C)	Temperature uniformity (°C)	Overall Variation (°C)	Coverage Factor k
104.0	104.0	104.0	0.065	0.52	0.90	2
180.0	180.0	180.0	0.20	1.2	2.0	2

Calibration Point (°C)	Measured Temperature (°C)									Uncertainty (± °C)
	1	2	3	4	5	6	7	8	9 (ref.)	
104.0	104.169	103.506	103.898	103.712	103.772	103.730	104.289	103.805	103.798	0.42
180.0	180.701	179.239	179.935	179.999	180.127	180.138	180.895	179.313	180.211	1.1

Average* : The average of 30 values in each position.

Temperature stability : One-half of the greatest maximum difference of measured temperature at any one sensor.

Temperature uniformity : The maximum difference of measured temperatures at any sensors and the measured temperature at the reference location which are observed at the same time or at as close an observation time as possible to determine the temperature pattern or homogeneity within the chamber under steady-state conditions.

Overall Variation : The Difference of the maximum and minimum measured temperatures throughout observation.

UUC* : Unit Under Calibration

Note : The reported uncertainty of measurement was included stability and excluded uniformity .

The reported uncertainty of measurement was based on a standard uncertainty multiplied by a coverage factor **k**, providing a level of confidence of approximately 95 %.

-o0o-



TECHNOLOGY PROMOTION ASSOCIATION (THAILAND-JAPAN)
CORPORATE SERVICES 3: EQUIPMENT CALIBRATION AND TESTING SERVICES
534/4 PATTANAKARN ROAD SOI 18, SUANLUANG, SUANLUANG BANGKOK 10250
TEL.0-2717-3000-29 FAX.0-2719-9484



Certificate of Calibration

Cert. No.: 24TM635
Page : 1 of 3

Equipment : Water Bath
Manufacturer : Memmert
Model : WNB22
Serial No. : L513.0648
ID No. : RYG_EN0061
Submitted by : ALS Laboratory Group (Thailand) Co.,Ltd. (Rayong Branch)
616/10 Moo 5, T. Maenam Khu,
A. Pluakdaeng,
Rayong 21140, Thailand
Location : Wet Chemistry Lab
Received Order : 21 March 2024
Calibration Date : 21 March 2024
Ambient Temperature : (26 ± 10) °C
Relative Humidity : (50 ± 30) %

Calibrated by : Man Pattanapongpaiboon

Approved by :

() Pomthippa Tameyakul
() Unnopphol Harachai
(✓) Suwit Imjai

Issue Date : 23 March 2024

The Uncertainties are for a confidence probability of approximately 95%

This certificate may not be reproduced other than in full, except with the prior written Approval of the head of Corporate Services 3: Equipment Calibration and Testing Services.



Equipment : Water Bath
Condition As-Received : Used Item
Reference : 2403-0563OC-4

Cert. No.: 24TM635
Page : 2 of 3

Procedure Used :-

Calibration were conducted using in-house calibration procedure CP-OT04 Based on ASTM E715 according to direct measurement method with Data Acquisition which connected with Industrial Platinum Resistance Thermometer (IPRT).

The temperature scale used was based on ITS-90.

Condition of this result of calibration

1. Reference standard instrument:-

Instrument	Serial No.	Cert. No.	Traceable	Due Date
1) Data Acquisition	MY57013711	23LM115	TPA	11 Jul 2024

2. This certificate is valid only to the item calibrated on date and place of calibration.

3. This certification is traceable to the International System of Unit.

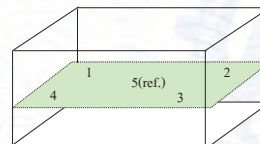
Remark : TPA : Technology Promotion Association (Thailand - Japan)

Result of Calibration :- (*) Without Adjustment

Function of UUC* : Temperature Source

Heat transfer medium used : Water

	Environmental		AC Voltage Supply (Volt)
	(°C)	(%R.H.)	
Beginning of Calibration	25	55	222
Finished of Calibration	25	57	223



Front

Position :	Ref. Std. ID No.:
1	4803988-001
2	4803988-002
3	4803988-003
4	4803988-004
5(ref.)	4803988-005



Equipment : Water Bath
Condition As-Received : Used Item
Reference : 2403-0563OC-4
Result of Calibration :- (*) Without Adjustment
Function of UUC* : Temperature Source

Cert. No.: 24TM635
Page : 3 of 3

Calibration point (°C)	UUC* Setting (°C)	UUC* Reading (°C)	Average* Standard Reading (°C)					Uncertainty (± °C)
			1	2	3	4	5 (ref.)	
85.0	85.0	85.0	84.428	84.424	84.489	84.507	84.477	0.18

Calibration point (°C)	Uniformity (°C)	Stability (± °C)	Coverage Factor k
85.0	0.19	0.11	2

Average* : The average of 30 values in each position.

Uniformity : The maximum difference of measured temperatures at any sensors and the measured temperature at the reference location which are observed at the same time or at as close an observation time as possible to determine the temperature pattern or homogeneity within the chamber under steady-state conditions.

Stability : One-half of the greatest maximum difference of measured temperature at any one probe.

UUC* : Unit Under Calibration

Note : The reported uncertainty of measurement was included stability and excluded uniformity.

The reported uncertainty of measurement was based on a standard uncertainty multiplied by a coverage factor *k*, providing a level of confidence of approximately 95 %.

-o0o-



TECHNOLOGY PROMOTION ASSOCIATION (THAILAND-JAPAN)
CORPORATE SERVICES 3: EQUIPMENT CALIBRATION AND TESTING SERVICES
534/4 PATTANAKARN ROAD SOI 18, SUANLUANG, SUANLUANG BANGKOK 10250
TEL.0-2717-3000-29 FAX.0-2719-9484



Certificate of Calibration

Cert.No.: 24CH774
Page.: 1 of 2

Equipment : pH Meter
Manufacturer : Mettler Toledo
Model : SevenGo S2
Serial No. : C221115514
ID No. : RYG_FS0596
Condition As-Received: Used Item
Received Date : 28 June 2024
Calibration Date : 01 July 2024
Reference : 2406-0969DSC-6
Submitted by : ALS Laboratory Group (Thailand) Co.,Ltd. Rayong Branch
616/10 Moo 5, T.Maenam Khu,
A.Plukdaeng, Rayong 21140, Thailand

Ambient Temperature : (25 ± 2.5) °C
Relative Humidity : (50 ± 15) %
Calibration Procedure : In - house method :
- CP-CH5 by direct measurement with DC voltage
standard and direct measurement with
certified reference material (CRM)

Calibrated by :

Approved by :

() Unnophol Harachai
() Ponpan Paipim
(✓) Salthip Meangmai

Issue Date : 03 July 2024

The Uncertainties are for a confidence probability of approximately 95%

This certificate may not be reproduced other than in full, except with the prior written
Approval of the head of Corporate Services 3 : Equipment Calibration and Testing Services.



Cert.No.: 24CH774
Page.: 2 of 2

Condition of this calibration result

1. Reference Standard Instrument

Instrument	Serial No.	ID No.	Cert. No.	Due Date
1) Document Process Calibrator	54030049	130RC116	23E2802	27 Aug 2024

- This Certification is traceable to SI Through Technology Promotion Association (Thailand - Japan)

2. Certified Reference Materials : The measurement results are traceable to SI through CPA chem Ltd.,
ANSI-ASQ National Accreditation Board, Accredited No. AR-1835

Buffer Solution	Manufacturer	Lot No.	Exp. date
pH 4.008	CPA chem	970851	25 Apr 2026
pH 6.986	CPA chem	970852	25 Apr 2025
pH 9.997	CPA chem	970853	25 Apr 2025

3. This certificate is valid only to the item calibrated on date and place of calibration.

Calibration Results

Function : mV Measurement

Performing standard curve by Document Process Calibrator at pH (4,7,10)

Unit Under Calibration	Nominal Value		Standard Voltage Input		Actual Reading		Uncertainty of Measurement (±mV)	Coverage factor k
	pH	mV	mV	pH	mV	pH		
pH Meter	4.00	177.48	178	4.00	0.58	0.58	2.00	
S/N.: C221115514	7.00	0.00	0	7.00	0.58	0.58	2.00	
	10.00	-177.48	-178	10.00	0.58	0.58	2.00	

Function : pH Measurement

Performing three buffers standard curve by using buffer nominal pH (4,7,10)

Unit Under Calibration	Standard pH Buffer Solution	Actual pH Reading	Actual mV Reading (mV)	Uncertainty of pH Measurement (±)	Coverage factor k
pH Electrode S/N.: 3293232	4.008	4.01	180	0.0079	2.00
	6.986	6.99	5	0.011	2.00
	9.997	10.00	-172	0.0082	2.00

The reported uncertainty of measurement was based on a standard uncertainty multiplied by a coverage factor *k*, providing a level of confidence of approximately 95 %.

-o0o-



TECHNOLOGY PROMOTION ASSOCIATION (THAILAND-JAPAN)
CORPORATE SERVICES 3: EQUIPMENT CALIBRATION AND TESTING SERVICES
534/4 PATTANAKARN ROAD SOI 18, SUANLUANG, SUANLUANG BANGKOK 10250
TEL.0-2717-3000-29 FAX.0-2719-9484



Certificate of Calibration

Cert. No.: 24LM108
Page.: 1 of 2

Equipment : pH Meter with Sensor
Manufacturer : Mettler Toledo
Model : SevenGo S2
Serial No. : C221115514
ID No. : RYG_FS0596
Submitted by : ALS Laboratory Group (Thailand) Co.,Ltd.
(Rayong Branch)
616/10 Moo 5 T. Maenam Khu, A. Plukdaeng,
Rayong 21140 Thailand
Location : TPA On Site Calibration Laboratory

Received Order : 28 June 2024
Calibrated Date : 01 July 2024
Ambient Temperature : (26 ± 10) °C
Relative Humidity : (50 ± 30) %
AC Line Voltage : (220 ± 22) V

Calibrated by :

Approved by :

() Ponpan Paipim
(✓) Suwit Imjai
() Kunchit Promprat

Issue Date : 03 July 2024

The Uncertainties are for a confidence probability of approximately 95%

This certificate may not be reproduced other than in full, except with the prior written
Approval of the head of Corporate Services 3 : Equipment Calibration and Testing Services.



Equipment : pH Meter with Sensor
Condition As-Received : Used Item
Reference : 2406-0969DSC-7
Cert. No.: 24LM108
Page.: 2 of 2

Procedure Used :-
Calibration were conducted using in-house calibration procedure CP-OT01 according to comparison with Industrial Platinum Resistance Thermometer (IPRT) into Temperature Bath.
The temperature scale used was based on ITS-90.

Condition of this result of calibration

1. Reference standard instrument:-

Instrument	Serial No.	Cert. No.	Traceable	Due Date
1) Digital Thermometer	2188080	231216	TPA	11 Oct 2024

2. This certificate is valid only to the item calibrated on date and place of calibration.

3. This certification is traceable to the International System of Unit.

Remark : TPA : Technology Promotion Association (Thailand - Japan)

Result of Calibration :- (*) Without Adjustment

Function : Temperature measurement.

This instrument was connected with temperature sensor, S/N.: 3293232

Calibration Point (°C)	Immersion Depth (mm)	Standard Temperature (°C)	UUC* Reading (°C)	Error (°C)	Uncertainty (± °C)	Coverage Factor k
25.0	100	25.003	25.1	0.097	0.16	2.00
30.0	100	30.002	30.2	0.198	0.16	2.00
40.0	100	40.003	40.2	0.197	0.16	2.00
50.0	100	50.002	50.2	0.198	0.16	2.00

UUC* : Unit Under Calibration

The reported uncertainty of measurement was based on a standard uncertainty multiplied by a coverage factor *k*, providing a level of confidence of approximately 95 %.

-00o-



Automation Service Co.,Ltd.

Head Office : 929/929/1 Soi Pattanakarn 30,
Pattanakarn Road, Suanluang, Bangkok
Tel: 02-319-9994 Fax: 02-319-9596
www.automation.co.th

Sales & Service Center

Rayong : 1/15 Huaypong Rd., Muang, Rayong (T. 038-692-152)
Lamphun : 122/5 M.4, Ban Klang, Muang, Lamphun (T. 053-581-876)
Prachinburi : 688 M.10, Thatum, Srimahabote, Prachinburi (T. 037-206-880)

MTOC : L-0614/2024

Report No. : ALS-799/01

ASI Maintenance Report

Instrument : Automatic Sample Injector
Model : ASI-L
Serial No. : H57415200799
Manufacture : Shimadzu
Measuring : Vial 40 mL
Place of Installation : -
Department : LABORATORY

Customer : ALS Laboratory Group (Thailand) Co.,Ltd.
104 Phatthanakan 40, Phatthanakan Rd.,
Khwaen Suan Luang, Khet Suan Luang,
Bangkok 10250 Thailand

Date of Maintenance : 26 / 06 / 2024

Ambient Condition : Temperature 25.5 ± 5 °C

: Humidifier 58 ± 15 %RH



Automation Service Co.,Ltd.

Head Office : 929/929/1 Soi Pattanakarn 30,
Pattanakarn Road, Suanluang, Bangkok
Tel: 02-319-9994 Fax: 02-319-9596
www.automation.co.th

Sales & Service Center

Rayong : 1/15 Huaypong Rd., Muang, Rayong (T. 038-692-152)
Lamphun : 122/5 M.4, Ban Klang, Muang, Lamphun (T. 053-581-876)
Prachinburi : 688 M.10, Thatum, Srimahabote, Prachinburi (T. 037-206-880)

MTOC : L-0614/2024

Report No. : ALS-799/01

Maintenance Sheet

Customer : ALS Laboratory Date : 26 / 06 / 2024

Model : ASI-L Serial No. H57415200799

Item	Carry out maintenance work	Result	Exchange	Comment
1.	Arm Drive section	O.K.		
	Check Arm Drive Belt for wear and tension	O.K.		
	Check grease of Screw Arm Drive	O.K.		
2.	Rinse pump (only ASI-V 24mL, 40mL)	O.K.		
	Check pump rate(>40mL/min)	O.K.		
	Check pump and tube connection for leakage	O.K.		
	Check if outlet flow is in proper condition	O.K.		
3.	Check and if necessary exchange consumable, Maintenance parts	O.K.		See appropriate list of maintenance parts
4.	Check Stirrer (When installed)	O.K.		
5.	Verify ASI function via mechanical check	O.K.		



Automation Service Co.,Ltd.

Head Office : 929/929/1 Soi Pattanakarn 30,
Pattanakarn Road, Suanluang, Bangkok
Tel: 02-319-9994 Fax: 02-319-9596
www.automation.co.th

Sales & Service Center

Rayong : 1/15 Huaypong Rd., Muang, Rayong (T. 038-692-152)
Lamphun : 122/5 M.4, Ban Klang, Muang, Lamphun (T. 053-581-876)
Prachinburi : 688 M.10, Thatum, Srimahabote, Prachinburi (T. 037-206-880)

MTOC : L-0614/2024

Report No. : ALS-799/01

List of Consumable, Maintenance parts

Pos.	Part Number	Part Name	Result	Exchange	Recommended Interval
1.	017-27021-01	Grease Paste, Lubricant 100g	O.K.	✓	1 time per year
2.	032-22661-02	Belt, 60S2m596, Arm Drive	O.K.		1 time per year
3.	034-03067-02	Spring, F-642, Arm Drive	O.K.		Depending on condition
4.	042-00405-11	Pump Head, for ASI Rinse Pump (only ASI-V 24mL, 40mL)	O.K.		After 300 h of operating
5.	638-41448-01	Std. Needle Type1 24mL, 40mL* (for tube 2, 1x1, 6), [Sparge needle]	N/A		Depending on condition
6.	638-41448-02	Std. Needle Type1 125mL* (for tube 2, 1x1, 6)	N/A		Depending on condition
7.	631-41660-03	Flare Pipe 2x1.5x700mm* (for Standard Needle Type1 24mL, 40mL, 125mL)	N/A		Depending on condition (may cut to origin length 600mm)
8.	638-41450-01	Needle for Suspended Particles, * 0.8mm (only ASI-V 24mL, 40mL)	N/A		Depending on condition
9.	638-41450-01	Std. Needle Type2 125mL* (for tube 1.4x0.9)	N/A		Depending on condition
10.	638-41472-01	Std. Needle Type2 24mL, 40mL* (for tube 1.4x0.9)	O.K.		Depending on condition
11.	631-41660-02	Flare Pipe 1.4x0.9x600mm* (for Suspended + Needle Type2)	O.K.		Depending on condition
12.	638-41449-01	Double Needle, only 24mL, 40mL (simultaneous sparge type)*	N/A		Depending on condition
13.	631-41660-01	Flare Pipe 1.1x0.6x600mm* (for Double Needle 24mL, 40mL)	N/A		Depending on condition

*Note: needed parts depending on installed needle types!



Automation Service Co.,Ltd.

Head Office : 929/929/1 Soi Pattanakarn 30,
Pattanakarn Road, Suanluang, Bangkok
Tel: 02-319-9994 Fax: 02-319-9596
www.automation.co.th

Sales & Service Center

Rayong : 1/15 Huaypong Rd., Muang, Rayong [T. 038-692-152]
Lamphun : 122/5 M.4, Ban Klang, Muang, Lamphun [T. 053-581-876]
Prachinburi : 688 M.10, Thatum, Srimahaphote, Prachinburi [T. 037-208-880]

MTOC : L-0613/2024

Report No. : ALS-416/01

TOC-L Maintenance Report

Instrument : Total Organic Carbon Analyzer Measuring : TC 0 ~ 30000 mg/L
Model : TOC-LCSH Place of Installation : -
Serial No. : H54425300416 Department : LABORATORY
Manufacture : Shimadzu

Customer : ALS Laboratory Group (Thailand) Co.,Ltd.
104 Phatthanakan 40, Phatthanakan Rd.,
Khwaen Suan Luang, Khet Suan Luang,
Bangkok 10250 Thailand

Date of Maintenance : 26 / 06 / 2024

Ambient Condition : Temperature 25.5 ± 5 °C

Humidifier 58 ± 15 %RH

SHIMADZU ANALYZER
1/4



Automation Service Co.,Ltd.

Head Office : 929/929/1 Soi Pattanakarn 30,
Pattanakarn Road, Suanluang, Bangkok
Tel: 02-319-9994 Fax: 02-319-9596
www.automation.co.th

Sales & Service Center

Rayong : 1/15 Huaypong Rd., Muang, Rayong [T. 038-692-152]
Lamphun : 122/5 M.4, Ban Klang, Muang, Lamphun [T. 053-581-876]
Prachinburi : 688 M.10, Thatum, Srimahaphote, Prachinburi [T. 037-208-880]

MTOC : L-0613/2024

Report No. : ALS-416/01

Maintenance Sheet

Customer : ALS Laboratory Date : 26 / 06 / 2024
Model : TOC-LCSH Serial No. : H54425300416

Item	Carry out maintenance work	Result	Exchange	Comment
1.	Check functionality of the device	O.K.		
	Check furnace temperature (Standard cat. 680 °C / for TN cat. 720 °C)	O.K.		
	Check dehumidifier temperature (1 °C)	O.K.		
	Check the entire flow line related to leakage	O.K.		
	Check baseline status (OK)	O.K.		
	Check carrier gas pressure (200 ±10 kPa)	O.K.		
	Check carrier gas flow rate (150 mL/min)	O.K.		
2.	Tubes			
	Check all tubing for contamination, if necessary clean them	O.K.		
	Check all tubing for tight connection	O.K.		
3.	Container and Drainage			
	Fill up humidifier with pure water to max. level	O.K.		
	Check filling of dilution water and acid container	O.K.		
	Rinse Drain Pot, after wards refill again with pure water	O.K.		
	Check if outlet flow is in proper conditions	O.K.		
4.	TC and IC Injection			
	Clean injector Block	O.K.		
	Check injector Block for wear	O.K.		
	Check injection tube adjustment	O.K.		
	Check injection for leakage	O.K.		
	Check injection for clogging	O.K.		
5.	IC Measurement (N-type)			
	Check acidification in syringe			
	Check sparging in syringe			
6.	Eye check of 8-Port valve, for sample residues or moist spots that indicate possible leakage	O.K.		
7.	Check and if necessary exchange consumable, Maintenance parts	O.K.		See list of consumable, maintenance parts

Inspection by :

SHIMADZU ANALYZER
2/4



Automation Service Co.,Ltd.

Head Office : 929/929/1 Soi Pattanakarn 30,
Pattanakarn Road, Suanluang, Bangkok
Tel: 02-319-9994 Fax: 02-319-9596
www.automation.co.th

Sales & Service Center

Rayong : 1/15 Huaypong Rd., Muang, Rayong [T. 038-692-152]
Lamphun : 122/5 M.4, Ban Klang, Muang, Lamphun [T. 053-581-876]
Prachinburi : 688 M.10, Thatum, Srimahaphote, Prachinburi [T. 037-208-880]

MTOC : L-0613/2024

Report No. : ALS-416/01

Item	Carry out maintenance work	Result	Exchange	Comment
8.	Due to instrument condition, clean the instrument inside and outside.	O.K.		
9.	After checking the system and exchanging of consumable and maintenance parts a new 1-3 point calibration have to be done.	O.K.		Addition test 1.
10.	After wards the calibration perform check sample measurement.	O.K.		Addition test 2.

Addition test

Test no.	Test conditions	Meas. value	Result
1.	Calibration TC standard solution at 0, 0.1, 0.5, 1, 5, 10, 20 injection volume 50 µL No. of measurement 2 times (Max.3)		Attachment : ALS-416/01 Page 1/4 - 2/4
	Criteria : R ² ≥ 0.995 or more	0.9996	Pass
2.	Measurement of reagent water and TC standard solution at 5.0 mg/L injection volume 50 µL No. of measurement 2 times (Max.3) and calculate accuracy by Meas. of TC standard - Meas. of Reagent water		Attachment : ALS-416/01 Page 3/4 - 4/4
	Criteria : Accuracy %Recovery 10% or less	5.216 - 0.2800 = 4.936 ppm	Pass

SHIMADZU ANALYZER
3/4



Automation Service Co.,Ltd.

Head Office : 929/929/1 Soi Pattanakarn 30,
Pattanakarn Road, Suanluang, Bangkok
Tel: 02-319-9994 Fax: 02-319-9596
www.automation.co.th

Sales & Service Center

Rayong : 1/15 Huaypong Rd., Muang, Rayong [T. 038-692-152]
Lamphun : 122/5 M.4, Ban Klang, Muang, Lamphun [T. 053-581-876]
Prachinburi : 688 M.10, Thatum, Srimahaphote, Prachinburi [T. 037-208-880]

MTOC : L-0613/2024

Report No. : ALS-416/01

List of Consumable, Maintenance parts

Pos.	Part Number	Part Name	Result	Exchange	Recommended Interval
1.	038-11209-84	O-ring, 4D P10A (Viton , for TC,IC Slider)	O.K.	✓	1 time per year, Depending on condition
2.	038-11219-84	O-ring, 4D P20 (for sealing TC-Combustion tube)	O.K.	✓	1 time per year, Depending on condition
3.	638-15025	O-ring, PIPE (for TC,IC-Slider)	O.K.	✓	1 time per year, Depending on condition
4.	630-00105-01	Platinum net, (2pcs-set) (to support catalyst)	O.K.	✓	6 month same time as catalyst exchange
5.	630-00557	Silica Wool (to support catalyst)	O.K.	✓	6 month same time as catalyst exchange
6.	630-00992	Halogen Scrubber	O.K.	✓	6 month
7.	630-00996	High Sensitivity TC Catalyst (When installed)	N/A		Depending on condition
8.	638-60116	Regular Catalyst (33g) (When installed)	O.K.	✓	6 month
9.	638-56251-01	8-Port valve rotor	O.K.		1 time per year
10.	638-41323	TC-Combustion Tube	O.K.	✓	6 month same time as catalyst exchange
11.	631-43404-01	Packing, gasket slider (for TC-injection tube)	O.K.		1 time per year, Depending on condition
12.	638-59296	Syringe 5mL	O.K.		Depending on condition
13.	638-59296-01	Plunger Tip (for syringe 5mL)	O.K.		6 month
14.	042-00405-11	IC reagent supply pump head	O.K.		1 time per year
15.	630-00999	CO2-Absorber (for cell space purge)	O.K.		1 time per year
16.	630-00964	Molecular Sieves 13x	O.K.	✓	1 time per year

Note. Table indicates the guidelines replacement periods when NPOC measurement is performed on sample that are comparatively as clean as tap water, use standard catalyst and at a rate of about 500 sample per month (operating five days a week)

SHIMADZU ANALYZER
4/4

TOC-Control L Report

AL3
2024_06_26_001_PM.0h

Inst. Information

Instrument Options
Catalyst TOC/AS/SC User
Regular Sensitivity


Cal. Curve

Sample Name: Untitled
Sample ID: Untitled
Cal. Curve: TC 0.1 - 20 ppm, 2024_06_26_13_54_30 cal
Status: Completed

Type	Unit
Standard	TC

Conc: 0.000mg/L

No.	Area	Eq. Val.	Adj. Co.	Param.	Eq.	Date / Time
1	0.7202	50ul	1.000	*****		6/26/2024 2:50:37 PM
2	0.5997	50ul	1.000	*****		6/26/2024 2:50:47 PM

Acid Add: 0.000%
Mean Area: 0.6600
SD Area: 0.6621
CV Area: 12.91%


Conc: 0.1000mg/L

No.	Area	Eq. Val.	Adj. Co.	Param.	Eq.	Date / Time
1	1.249	50ul	10.00	*****		6/26/2024 2:50:39 PM
2	1.139	50ul	10.00	*****		6/26/2024 2:51:28 PM

Acid Add: 0.000%
Mean Area: 1.194
SD Area: 0.07778
CV Area: 6.51%

Conc: 0.5000mg/L

No.	Area	Eq. Val.	Adj. Co.	Param.	Eq.	Date / Time
1	1.099	50ul	21.00	*****		6/26/2024 2:51:43 PM
2	1.179	50ul	21.00	*****		6/26/2024 2:52:53 PM

Acid Add: 0.000%
Mean Area: 1.839
SD Area: 0.68485
CV Area: 4.61%

Conc: 1.000mg/L

TOC-Control L Report

AL3
2024_06_26_001_PM.0h

Inst. Information

Instrument Options
Catalyst TOC/AS/SC User
Regular Sensitivity

Sample


Sample Name: Std. TC
Sample ID: 3 ppm
Origin: TC 0.1 - 20 ppm cal
Status: Completed
Chk. Result:

Type	Area	Manual Dilution	Result
Unknown	TC	1.000	TC: 5.216mg/L

1. Det

Anal. TC

No.	Area	Conc.	Eq. Val.	Adj. Co.	Eq.	Date / Time
1	12.30	0.2316mg/L	50ul	1.000	TC 0.1 - 20 ppm, 2024_06_26_13_54_30 cal	6/26/2024 3:01:28 PM
2	12.41	0.1919mg/L	50ul	1.000	TC 0.1 - 20 ppm, 2024_06_26_13_54_30 cal	6/26/2024 3:03:42 PM

Mean Area: 12.46
Mean Conc: 0.216mg/L

TOC-Control L Report


AL3
2024_06_26_001_PM.0h

No.	Area	Eq. Val.	Adj. Co.	Param.	Eq.	Date / Time
1	3.121	50ul	1.000	*****		6/26/2024 2:52:58 PM
2	2.795	50ul	1.000	*****		6/26/2024 2:53:08 PM
3	2.899	50ul	1.000	*****		6/26/2024 2:53:18 PM

Acid Add: 0.000%
Mean Area: 2.915
SD Area: 0.02192
CV Area: 0.75%


Conc: 5.000mg/L

No.	Area	Eq. Val.	Adj. Co.	Param.	Eq.	Date / Time
1	12.98	50ul	4.000	*****		6/26/2024 2:53:18 PM
2	13.01	50ul	4.000	*****		6/26/2024 2:53:18 PM

Acid Add: 0.000%
Mean Area: 13.00
SD Area: 0.02121
CV Area: 0.16%


Conc: 10.00mg/L

No.	Area	Eq. Val.	Adj. Co.	Param.	Eq.	Date / Time
1	25.30	50ul	3.000	*****		6/26/2024 2:43:28 PM
2	25.42	50ul	3.000	*****		6/26/2024 2:43:58 PM

Acid Add: 0.000%
Mean Area: 25.31
SD Area: 0.1556
CV Area: 0.61%

Conc: 20.00mg/L

No.	Area	Eq. Val.	Adj. Co.	Param.	Eq.	Date / Time
1	48.40	50ul	1.000	*****		6/26/2024 2:49:27 PM
2	48.06	50ul	1.000	*****		6/26/2024 2:52:01 PM

Acid Add: 0.000%
Mean Area: 48.23
SD Area: 0.3484
CV Area: 0.50%Slope: 2.338
Intercept: 0.000
r^2: 0.9995
r: 0.9999
RSE(%): N/A
Zero Shift: Yes

TOC-Control L Report

AL3
2024_06_26_001_PM.0h

Inst. Information

Instrument Options
Catalyst TOC/AS/SC User
Regular Sensitivity

Sample

Sample Name: water
Sample ID: Untitled
Origin: TC 0.1 - 20 ppm cal
Status: Completed
Chk. Result:

Type	Area	Manual Dilution	Result
Unknown	TC	1.000	TC: 0.580mg/L

1. Det

Anal. TC

No.	Area	Conc.	Eq. Val.	Adj. Co.	Eq.	Date / Time
1	0.6729	0.2618mg/L	50ul	1.000	TC 0.1 - 20 ppm, 2024_06_26_13_54_30 cal	6/26/2024 3:08:11 PM
2	0.6642	0.1932mg/L	50ul	1.000	TC 0.1 - 20 ppm, 2024_06_26_13_54_30 cal	6/26/2024 3:10:21 PM

Mean Area: 0.6685
Mean Conc: 0.280mg/L

ภาคผนวก จ

สำเนาหนังสืออนุญาตขึ้นทะเบียนห้องปฏิบัติการวิเคราะห์เอกชน



ที่ อก ๐๓๑๐(๑)/ ๑๖๑๖๘

กรมโรงงานอุตสาหกรรม
ถนนพระรามที่ ๖ แขวงทุ่งพญาไท
เขตราชเทวี กรุงเทพฯ ๑๐๔๐๐

๒๐ พฤศจิกายน ๒๕๖๖

เรื่อง ต่ออายุหนังสือรับขึ้นทะเบียนห้องปฏิบัติการวิเคราะห์เอกชน

เรียน กรรมการผู้จัดการ บริษัท เอแอลเอส แลบบอราทอรี กรุ๊ป (ประเทศไทย) จำกัด

อ้างถึง คำขอขึ้นทะเบียน/ต่ออายุ/เปลี่ยนแปลงบุคลากร และชนิดสารมลพิษของห้องปฏิบัติการวิเคราะห์เอกชน
ลงวันที่ ๔ สิงหาคม ๒๕๖๖

- สิ่งที่ส่งมาด้วย ๑. รายชื่อผู้ควบคุมดูแลห้องปฏิบัติการวิเคราะห์ จำนวน ๑ แผ่น
๒. รายชื่อเจ้าหน้าที่ประจำห้องปฏิบัติการวิเคราะห์ จำนวน ๕ แผ่น
๓. ขอบข่ายสารมลพิษที่ได้รับขึ้นทะเบียนจากกรมโรงงานอุตสาหกรรม จำนวน ๓๑ แผ่น

ตามหนังสือที่อ้างถึง บริษัท เอแอลเอส แลบบอราทอรี กรุ๊ป (ประเทศไทย) จำกัด ขอต่ออายุหนังสือ
รับขึ้นทะเบียนห้องปฏิบัติการวิเคราะห์เอกชน เลขทะเบียน ว-๒๐๔ สถานที่ตั้งเลขที่ ๑๐๔ ซอยพัฒนาการ ๔๐
ถนนพัฒนาการ แขวงพัฒนาการ เขตสวนหลวง กรุงเทพมหานคร ต่อกรมโรงงานอุตสาหกรรม นั้น

กรมโรงงานอุตสาหกรรมพิจารณาแล้ว ให้บริษัท เอแอลเอส แลบบอราทอรี กรุ๊ป (ประเทศไทย) จำกัด
ต่ออายุหนังสือรับขึ้นทะเบียนห้องปฏิบัติการวิเคราะห์เอกชน โดยมีองค์ประกอบดังนี้

- ก. ผู้ควบคุมดูแลห้องปฏิบัติการวิเคราะห์ จำนวน ๖ ราย ตามสิ่งที่ส่งมาด้วย ๑
ข. เจ้าหน้าที่ประจำห้องปฏิบัติการวิเคราะห์ ๑๘๘ ราย ตามสิ่งที่ส่งมาด้วย ๒
ค. ขอบข่ายสารมลพิษที่ได้รับขึ้นทะเบียนให้วิเคราะห์ในน้ำเสีย น้ำใต้ดิน อากาศเสีย สิ่งปฏิกูล
หรือวัสดุที่ไม่ใช่แล้ว และดิน ตามสิ่งที่ส่งมาด้วย ๓

หนังสือฉบับนี้จะหมดอายุในวันที่ ๒ กันยายน ๒๕๖๙ หากประสงค์จะต่ออายุหนังสือ
รับขึ้นทะเบียนห้องปฏิบัติการวิเคราะห์เอกชน ให้ยื่นคำขอต่ออายุพร้อมเอกสารประกอบคำขอต่อ
กรมโรงงานอุตสาหกรรม ภายใน ๓๐ วัน ก่อนวันสิ้นอายุของหนังสือรับขึ้นทะเบียนห้องปฏิบัติการวิเคราะห์เอกชน
ทั้งนี้ สามารถยื่นคำขอผ่านระบบอิเล็กทรอนิกส์ได้ที่หน้าเว็บไซต์กรมโรงงานอุตสาหกรรม

จึงเรียนมาเพื่อทราบ

ขอแสดงความนับถือ

(นายศิระ จันทน์จิตร)

นักวิทยาศาสตร์เชี่ยวชาญ วิชาการราชการแทน

ผู้อำนวยการกองวิจัยและเตือนภัยมลพิษโรงงาน

ปฏิบัติการการแทนอธิบดีกรมโรงงานอุตสาหกรรม

กองวิจัยและเตือนภัยมลพิษโรงงาน

กลุ่มมาตรฐานวิธีการวิเคราะห์ทดสอบมลพิษและทะเบียนห้องปฏิบัติการ

โทร. ๐ ๒๔๓๐ ๖๓๑๒ ต่อ ๒๑๐๓-๕

โทรสาร ๐ ๒๔๓๐ ๖๓๑๒ ต่อ ๒๑๙๙

ไปรษณีย์อิเล็กทรอนิกส์ saraban@diw.mail.go.th



"อุตสาหกรรมก้าวไกล ประเทศไทยก้าวหน้า ร่วมกันพัฒนา อุตสาหกรรมสีเขียว"



เอกสารแนบท้ายหนังสือรับต่ออายุขึ้นทะเบียนห้องปฏิบัติการวิเคราะห์เอกชน

บริษัท เอแอลเอส แลบบอราทอรี กรุ๊ป (ประเทศไทย) จำกัด เลขทะเบียน ว-๒๐๔

ที่ อก ๐๓๑๐(๑)/ ๑๖๑๖๘ ลงวันที่ ๒๐ พฤศจิกายน ๒๕๖๖

ก. ผู้ควบคุมดูแลห้องปฏิบัติการวิเคราะห์ จำนวน ๖ ราย

- | | |
|------------------------------|----------------------------|
| ๑) นางสาวยุพาพร จันทน์เปล่ง | ทะเบียนเลขที่ ว-๒๐๔-ค-๐๐๐๑ |
| ๒) นางสาวชนัญ โคมารกุล ณ นคร | ทะเบียนเลขที่ ว-๒๐๔-ค-๐๐๐๒ |
| ๓) นายศรายุทธ จิตรานนท์ | ทะเบียนเลขที่ ว-๒๐๔-ค-๐๐๐๓ |
| ๔) นางสาวกนกกร เอนก | ทะเบียนเลขที่ ว-๒๐๔-ค-๐๐๐๔ |
| ๕) นายสุริยา สอนแก้ว | ทะเบียนเลขที่ ว-๒๐๔-ค-๐๐๐๕ |
| ๖) นายวิชาญ พุนทรดี | ทะเบียนเลขที่ ว-๒๐๔-ค-๐๐๐๖ |

เอกสารแนบท้ายหนังสือรับต่ออายุขึ้นทะเบียนห้องปฏิบัติการวิเคราะห์เอกชน

บริษัท เอแอลเอส แลบบอราทอรี กรุ๊ป (ประเทศไทย) จำกัด เลขทะเบียน ว-๒๐๔

ที่ ออก ๐๓๑๐(๑)/ ๑๖๑๖๘ ลงวันที่ ๒๐ พฤศจิกายน ๒๕๖๖

ข. เจ้าหน้าที่ประจำห้องปฏิบัติการวิเคราะห์ จำนวน ๑๘๑ ราย

- ๑) นายกาจบัณฑิต กิตติคุณนิษฐ์
- ๒) นายภัทรพล สว่างใจธรรม์
- ๓) นายณราธิป เทือกชัยคำ
- ๔) นายศิริโชค พงษ์ประสม
- ๕) นายณัฐวุฒิ ดั่งแห่ง
- ๖) นางสาวจินดา ไชจุลธรรม
- ๗) นางสาวสวาทิรี น้อยเสียม
- ๘) นางสาวชนัญญาญจน์ อัมขม
- ๙) นางสาวนรินทร์ สายแสง
- ๑๐) นางสาวนันทวิดี สมบูรณ์
- ๑๑) นางสาวศรณียา เกลิมธำรงค์
- ๑๒) นางสาวธัญญธร มงคลจิรวุฒิ
- ๑๓) นางสาวศิริลักษณ์ บุญนาค
- ๑๔) นายณพพงศ์ จันทร์พันธุ์
- ๑๕) นายบรรณเศรษฐ์ โกมลาลัย
- ๑๖) นายธันวา จรรย์
- ๑๗) นางสาวเกศรินทร์ แก้วมัน
- ๑๘) นางสาวสุวิมล ชัยเรืองวุฒิ
- ๑๙) นางสาวสุชาดา ธรรมถาวร
- ๒๐) นางสาวเปมิกา ชัยเดชธนกุล
- ๒๑) นางสาวศศิธร หนูสวัสดิ์
- ๒๒) นางสาวเสาวลักษณ์ ภูณภาอำพร
- ๒๓) นายอภิสิทธิ์ สิงหา
- ๒๔) นายศักดิ์สิทธิ์ ไพศาลพิสุทธิ์
- ๒๕) ว่าที่ร้อยตรีหญิง พรรณิภา ขำเจริญ
- ๒๖) นางจิตตา คำแก้ว
- ๒๗) นางสาวอรรณพ รักษ์
- ๒๘) นางสาวนพรัตน์ แยมกรานต์
- ๒๙) นายจุลเดช วารินทร์
- ๓๐) นางสาวดาญรัตน์ ร้องคำ
- ๓๑) นายพรมมี ศรีปัดเนตร
- ๓๒) นายอุทิศ อุ่นลิ้ม
- ๓๓) ว่าที่ร้อยตรี เกลิมเกียรติ อมรศรีเสริม
- ๓๔) นางสาววริยา สร้างนา
- ๓๕) นายอนุพงศ์ รัตนศรีประเสริฐ

- ทะเบียนเลขที่ ว-๒๐๔-จ-๐๐๐๑
- ทะเบียนเลขที่ ว-๒๐๔-จ-๐๐๐๒
- ทะเบียนเลขที่ ว-๒๐๔-จ-๐๐๐๓
- ทะเบียนเลขที่ ว-๒๐๔-จ-๐๐๐๔
- ทะเบียนเลขที่ ว-๒๐๔-จ-๐๐๐๕
- ทะเบียนเลขที่ ว-๒๐๔-จ-๐๐๐๖
- ทะเบียนเลขที่ ว-๒๐๔-จ-๐๐๐๗
- ทะเบียนเลขที่ ว-๒๐๔-จ-๐๐๐๘
- ทะเบียนเลขที่ ว-๒๐๔-จ-๐๐๐๙
- ทะเบียนเลขที่ ว-๒๐๔-จ-๐๐๑๐
- ทะเบียนเลขที่ ว-๒๐๔-จ-๐๐๑๑
- ทะเบียนเลขที่ ว-๒๐๔-จ-๐๐๑๒
- ทะเบียนเลขที่ ว-๒๐๔-จ-๐๐๑๓
- ทะเบียนเลขที่ ว-๒๐๔-จ-๐๐๑๔
- ทะเบียนเลขที่ ว-๒๐๔-จ-๐๐๑๕
- ทะเบียนเลขที่ ว-๒๐๔-จ-๐๐๑๖
- ทะเบียนเลขที่ ว-๒๐๔-จ-๐๐๑๗
- ทะเบียนเลขที่ ว-๒๐๔-จ-๐๐๑๘
- ทะเบียนเลขที่ ว-๒๐๔-จ-๐๐๑๙
- ทะเบียนเลขที่ ว-๒๐๔-จ-๐๐๒๐
- ทะเบียนเลขที่ ว-๒๐๔-จ-๐๐๒๑
- ทะเบียนเลขที่ ว-๒๐๔-จ-๐๐๒๒
- ทะเบียนเลขที่ ว-๒๐๔-จ-๐๐๒๓
- ทะเบียนเลขที่ ว-๒๐๔-จ-๐๐๒๔
- ทะเบียนเลขที่ ว-๒๐๔-จ-๐๐๒๕
- ทะเบียนเลขที่ ว-๒๐๔-จ-๐๐๒๖
- ทะเบียนเลขที่ ว-๒๐๔-จ-๐๐๒๗
- ทะเบียนเลขที่ ว-๒๐๔-จ-๐๐๒๘
- ทะเบียนเลขที่ ว-๒๐๔-จ-๐๐๒๙
- ทะเบียนเลขที่ ว-๒๐๔-จ-๐๐๓๐
- ทะเบียนเลขที่ ว-๒๐๔-จ-๐๐๓๑
- ทะเบียนเลขที่ ว-๒๐๔-จ-๐๐๓๒
- ทะเบียนเลขที่ ว-๒๐๔-จ-๐๐๓๓
- ทะเบียนเลขที่ ว-๒๐๔-จ-๐๐๓๔
- ทะเบียนเลขที่ ว-๒๐๔-จ-๐๐๓๕

วิมล

๓๖) นางสาวจุฑารัตน์...

- ๓๖) นางสาวจุฑารัตน์ โอนสันเทียะ
- ๓๗) นางสาวจรรวณ ทิมพอกกิตติยา
- ๓๘) นางสาวปรางค์ทิพย์ กิจไพศาลศักดิ์
- ๓๙) นางสาวเตือนใจ ทางกลาง
- ๔๐) นางสาวจิราพร ศิริเวช
- ๔๑) นายวรากร ผูกกรัก
- ๔๒) นายทนต์ วิริยะสทกิจ
- ๔๓) นายธนิศ เจนจบ
- ๔๔) นายคณิศร ข้าเพชร
- ๔๕) นายภูวิช พรหมสะอาด
- ๔๖) นายธนเดช โภคาพิพัฒน์
- ๔๗) นายชวฤทธิ์ วงษ์จันทร์
- ๔๘) นายอาทิตย์ ศรีเสน
- ๔๙) นายเจษฎินทร คงศักดิ์ไทย
- ๕๐) นายจรัส บุญยั้ง
- ๕๑) นายธนาณัติ เอนก
- ๕๒) นายอภิวัฒน์ ทุมพู
- ๕๓) นางสาวสุภาวัญ มาก
- ๕๔) นางสาวพัทธพร ขวาลสมบูรณ์
- ๕๕) นางสาวธิดา บุญเพ็ง
- ๕๖) นางสาวภาณุมาศ นามวัฒน์
- ๕๗) นางสาวอุไรรัตน์ ทังสร้างแป้น
- ๕๘) นายธีรวัฒน์ ปวงสุข
- ๕๙) นายอิทธิพล ยะโส
- ๖๐) นายประพนธ์ วรรณชูชัย
- ๖๑) นายชยธร พงษ์ทิพย์
- ๖๒) นางสาวกนกวรรณ จันทบาล
- ๖๓) นายสิทธิโชค ธงเงิน
- ๖๔) นางศิวารวณ ใจบุญ
- ๖๕) นางสาวพรรณธิดา ทุมคง
- ๖๖) นายณภัทร ศรีวิริยะ
- ๖๗) นายสุวิชา ทองอ่อน
- ๖๘) นายวิญญู บุญตะนัย
- ๖๙) นายสมบูรณ์ บุตรจันทร์
- ๗๐) นายวิรัตน์ ไชยชนะรา
- ๗๑) นายณนุเบศน์ เพิ่มพูน
- ๗๒) นายจิรณัฐ ขาวสะอาด
- ๗๓) นายอิศริ นามบุรี
- ๗๔) นายอิศวเรศ จ่อสาว

- ทะเบียนเลขที่ ว-๒๐๔-จ-๐๐๓๖
- ทะเบียนเลขที่ ว-๒๐๔-จ-๐๐๓๗
- ทะเบียนเลขที่ ว-๒๐๔-จ-๐๐๓๘
- ทะเบียนเลขที่ ว-๒๐๔-จ-๐๐๓๙
- ทะเบียนเลขที่ ว-๒๐๔-จ-๐๐๔๐
- ทะเบียนเลขที่ ว-๒๐๔-จ-๐๐๔๑
- ทะเบียนเลขที่ ว-๒๐๔-จ-๐๐๔๒
- ทะเบียนเลขที่ ว-๒๐๔-จ-๐๐๔๓
- ทะเบียนเลขที่ ว-๒๐๔-จ-๐๐๔๔
- ทะเบียนเลขที่ ว-๒๐๔-จ-๐๐๔๕
- ทะเบียนเลขที่ ว-๒๐๔-จ-๐๐๔๖
- ทะเบียนเลขที่ ว-๒๐๔-จ-๐๐๔๗
- ทะเบียนเลขที่ ว-๒๐๔-จ-๐๐๔๘
- ทะเบียนเลขที่ ว-๒๐๔-จ-๐๐๔๙
- ทะเบียนเลขที่ ว-๒๐๔-จ-๐๐๕๐
- ทะเบียนเลขที่ ว-๒๐๔-จ-๐๐๕๑
- ทะเบียนเลขที่ ว-๒๐๔-จ-๐๐๕๒
- ทะเบียนเลขที่ ว-๒๐๔-จ-๐๐๕๓
- ทะเบียนเลขที่ ว-๒๐๔-จ-๐๐๕๔
- ทะเบียนเลขที่ ว-๒๐๔-จ-๐๐๕๕
- ทะเบียนเลขที่ ว-๒๐๔-จ-๐๐๕๖
- ทะเบียนเลขที่ ว-๒๐๔-จ-๐๐๕๗
- ทะเบียนเลขที่ ว-๒๐๔-จ-๐๐๕๘
- ทะเบียนเลขที่ ว-๒๐๔-จ-๐๐๕๙
- ทะเบียนเลขที่ ว-๒๐๔-จ-๐๐๖๐
- ทะเบียนเลขที่ ว-๒๐๔-จ-๐๐๖๑
- ทะเบียนเลขที่ ว-๒๐๔-จ-๐๐๖๒
- ทะเบียนเลขที่ ว-๒๐๔-จ-๐๐๖๓
- ทะเบียนเลขที่ ว-๒๐๔-จ-๐๐๖๔
- ทะเบียนเลขที่ ว-๒๐๔-จ-๐๐๖๕
- ทะเบียนเลขที่ ว-๒๐๔-จ-๐๐๖๖
- ทะเบียนเลขที่ ว-๒๐๔-จ-๐๐๖๗
- ทะเบียนเลขที่ ว-๒๐๔-จ-๐๐๖๘
- ทะเบียนเลขที่ ว-๒๐๔-จ-๐๐๖๙
- ทะเบียนเลขที่ ว-๒๐๔-จ-๐๐๗๐
- ทะเบียนเลขที่ ว-๒๐๔-จ-๐๐๗๑
- ทะเบียนเลขที่ ว-๒๐๔-จ-๐๐๗๒
- ทะเบียนเลขที่ ว-๒๐๔-จ-๐๐๗๓
- ทะเบียนเลขที่ ว-๒๐๔-จ-๐๐๗๔

วิมล

๗๕) นายประเสริฐ...

๗๕) นายประเสริฐ สุระขันธิ
๗๖) นายบุญกุล จันทร์เนียม
๗๗) นายพิรพงษ์ ทองคุณปรีดา
๗๘) นายณฤพล ทองบุษ
๗๙) นายอนุวัฒน์ ม่วงแพร่
๘๐) นายเจตตราวุฒิ ปัตตะมะ
๘๑) นายกฤษณะ สายวรรณ
๘๒) นายพิชัย บุญยงค์
๘๓) นายภาณุพงศ์ โอเมวงศ์
๘๔) นายสามารถ คุ่มปลี
๘๕) นายสัญญา โกรศรีนาม
๘๖) นายณัฐวุฒิ ศรีประเสริฐ
๘๗) นายชวลิตชัย นาคพนม
๘๘) นายพงศธร ชัยทิพย์
๘๙) นายสิทธิโชค ทาสิดา
๙๐) นายธนากร อินสุตา
๙๑) นางสาววรณิชา ซาติวันชัย
๙๒) นางสาวพิมพ์ตะวัน มินากุล
๙๓) นางสาวเพชรรัตน์ สิงห์สมบุญ
๙๔) นางสาวชญาณีน พรหมจันทร์
๙๕) นายกิริติ ทวีราช
๙๖) นายจักริน หมั่นวิชา
๙๗) นายฉัตรชัย สุขเปี้ย
๙๘) นายณรนต์ ต๊ะทองคำ
๙๙) นายอุลลพล สมนอก
๑๐๐) นายทักษณีย์ อุบลศรี
๑๐๑) นายธนศร นามะกุลณา
๑๐๒) นายธิตพงศ์ บัวแดง
๑๐๓) นายณนทชัย อุปถัมภ์
๑๐๔) นายรัฐพล คุณสุทธิ
๑๐๕) นายณัฏฐวัฒน์ สาริน
๑๐๖) นายปิยะนัฐ พลมะศรี
๑๐๗) นายพงศ์สิริ โสมเขียว
๑๐๘) นายพีรพัฒน์ กำคำ
๑๐๙) นายภาณุพงศ์ มานิตย์
๑๑๐) นายมงคล ผลาทิพย์
๑๑๑) นายสิรินันท์ ทองอิน
๑๑๒) นายอนนชา หันสมัย
๑๑๓) นายอดิศักดิ์ ฝมไผ

ทะเบียนเลขที่ ว-๒๐๔-จ-๐๐๗๔
ทะเบียนเลขที่ ว-๒๐๔-จ-๐๐๗๖
ทะเบียนเลขที่ ว-๒๐๔-จ-๐๐๗๗
ทะเบียนเลขที่ ว-๒๐๔-จ-๐๐๗๘
ทะเบียนเลขที่ ว-๒๐๔-จ-๐๐๗๙
ทะเบียนเลขที่ ว-๒๐๔-จ-๐๐๘๐
ทะเบียนเลขที่ ว-๒๐๔-จ-๐๐๘๑
ทะเบียนเลขที่ ว-๒๐๔-จ-๐๐๘๒
ทะเบียนเลขที่ ว-๒๐๔-จ-๐๐๘๓
ทะเบียนเลขที่ ว-๒๐๔-จ-๐๐๘๔
ทะเบียนเลขที่ ว-๒๐๔-จ-๐๐๘๕
ทะเบียนเลขที่ ว-๒๐๔-จ-๐๐๘๖
ทะเบียนเลขที่ ว-๒๐๔-จ-๐๐๘๗
ทะเบียนเลขที่ ว-๒๐๔-จ-๐๐๘๘
ทะเบียนเลขที่ ว-๒๐๔-จ-๐๐๘๙
ทะเบียนเลขที่ ว-๒๐๔-จ-๐๐๙๐
ทะเบียนเลขที่ ว-๒๐๔-จ-๐๐๙๑
ทะเบียนเลขที่ ว-๒๐๔-จ-๐๐๙๒
ทะเบียนเลขที่ ว-๒๐๔-จ-๐๐๙๓
ทะเบียนเลขที่ ว-๒๐๔-จ-๐๐๙๔
ทะเบียนเลขที่ ว-๒๐๔-จ-๐๐๙๕
ทะเบียนเลขที่ ว-๒๐๔-จ-๐๐๙๖
ทะเบียนเลขที่ ว-๒๐๔-จ-๐๐๙๗
ทะเบียนเลขที่ ว-๒๐๔-จ-๐๐๙๘
ทะเบียนเลขที่ ว-๒๐๔-จ-๐๐๙๙
ทะเบียนเลขที่ ว-๒๐๔-จ-๐๑๐๐
ทะเบียนเลขที่ ว-๒๐๔-จ-๐๑๐๑
ทะเบียนเลขที่ ว-๒๐๔-จ-๐๑๐๒
ทะเบียนเลขที่ ว-๒๐๔-จ-๐๑๐๓
ทะเบียนเลขที่ ว-๒๐๔-จ-๐๑๐๔
ทะเบียนเลขที่ ว-๒๐๔-จ-๐๑๐๕
ทะเบียนเลขที่ ว-๒๐๔-จ-๐๑๐๖
ทะเบียนเลขที่ ว-๒๐๔-จ-๐๑๐๗
ทะเบียนเลขที่ ว-๒๐๔-จ-๐๑๐๘
ทะเบียนเลขที่ ว-๒๐๔-จ-๐๑๐๙
ทะเบียนเลขที่ ว-๒๐๔-จ-๐๑๑๐
ทะเบียนเลขที่ ว-๒๐๔-จ-๐๑๑๑
ทะเบียนเลขที่ ว-๒๐๔-จ-๐๑๑๒
ทะเบียนเลขที่ ว-๒๐๔-จ-๐๑๑๓

วิมล

๑๑๔) นายอนันตชัย วิสม
๑๑๕) นายวรวิฑ์ ตีนก
๑๑๖) นายแสงตะวัน นະตะลัด
๑๑๗) นายยุทธพงศ์ รัตนะ
๑๑๘) นายชัยวุฒิ ไชยชนะกิจ
๑๑๙) นายวิศรุต ศรีธรรมมา
๑๒๐) นายนนทกร เผือกผ่อง
๑๒๑) นายกำชัย สุทธะ
๑๒๒) นางสาวณัฐกรณีย์ บุญตะนัย
๑๒๓) นางสาวพัชรินทร์ แสนสร้อย
๑๒๔) นายไพโรจน์ เปี่ยมพิมาย
๑๒๕) นางสาวศุภมาศ ทองมาก
๑๒๖) นางสาววลลิตา จิตรสว่าง
๑๒๗) นางสาวไข่มพร เล็กภูเขียว
๑๒๘) นางสาวกฤติมาพร คำมีแก่น
๑๒๙) นางสาวสกุลรัตน์ ภาคภูมิ
๑๓๐) นางสาวไพรินทร์ ศรีรูปี
๑๓๑) นางสาวทิพนทร ผุยปัญญา
๑๓๒) นางสาวสาธิตา ปานทอง
๑๓๓) นางสาวอรวิสา ทองนวล
๑๓๔) นางสาวอรยา คำคล้อง
๑๓๕) นางสาวชุดาภรณ์ สุนทรสนาม
๑๓๖) นางสาวอัญชลี คำจันทร์
๑๓๗) นายบุญฤทธิ์ เอี่ยมเทศ
๑๓๘) นางสาวศุภรดา บัณมยุรา
๑๓๙) นางสาวพาฤดี คุณน่าน
๑๔๐) นางสาวจิราเจต พองตา
๑๔๑) นางสาวอารยา มีชัย
๑๔๒) นางสาววิษุตา นาคผจญ
๑๔๓) นางสาวนันท์ยา จันทะสุน
๑๔๔) นายกิตติพงศ์ แซ่ลี
๑๔๕) นายอนุวัติ ภูทวีล
๑๔๖) นายธีรพล แสงทอง
๑๔๗) นายศักดิ์ทิพัฒน์ บุญมัน
๑๔๘) นายฐิติวัศ เอ็มอุไร
๑๔๙) นายชัยณรงค์ ศรีบุรินทร์
๑๕๐) นางสาวอัจฉราวรรณ สอนสนอง
๑๕๑) นางสาวณัฐราพร สิงหา
๑๕๒) นายกัมเรศ แหยมโต

ทะเบียนเลขที่ ว-๒๐๔-จ-๐๑๑๔
ทะเบียนเลขที่ ว-๒๐๔-จ-๐๑๑๕
ทะเบียนเลขที่ ว-๒๐๔-จ-๐๑๑๖
ทะเบียนเลขที่ ว-๒๐๔-จ-๐๑๑๗
ทะเบียนเลขที่ ว-๒๐๔-จ-๐๑๑๘
ทะเบียนเลขที่ ว-๒๐๔-จ-๐๑๑๙
ทะเบียนเลขที่ ว-๒๐๔-จ-๐๑๒๐
ทะเบียนเลขที่ ว-๒๐๔-จ-๐๑๒๑
ทะเบียนเลขที่ ว-๒๐๔-จ-๐๑๒๒
ทะเบียนเลขที่ ว-๒๐๔-จ-๐๑๒๓
ทะเบียนเลขที่ ว-๒๐๔-จ-๐๑๒๔
ทะเบียนเลขที่ ว-๒๐๔-จ-๐๑๒๕
ทะเบียนเลขที่ ว-๒๐๔-จ-๐๑๒๖
ทะเบียนเลขที่ ว-๒๐๔-จ-๐๑๒๗
ทะเบียนเลขที่ ว-๒๐๔-จ-๐๑๒๘
ทะเบียนเลขที่ ว-๒๐๔-จ-๐๑๒๙
ทะเบียนเลขที่ ว-๒๐๔-จ-๐๑๓๐
ทะเบียนเลขที่ ว-๒๐๔-จ-๐๑๓๑
ทะเบียนเลขที่ ว-๒๐๔-จ-๐๑๓๒
ทะเบียนเลขที่ ว-๒๐๔-จ-๐๑๓๓
ทะเบียนเลขที่ ว-๒๐๔-จ-๐๑๓๔
ทะเบียนเลขที่ ว-๒๐๔-จ-๐๑๓๕
ทะเบียนเลขที่ ว-๒๐๔-จ-๐๑๓๖
ทะเบียนเลขที่ ว-๒๐๔-จ-๐๑๓๗
ทะเบียนเลขที่ ว-๒๐๔-จ-๐๑๓๘
ทะเบียนเลขที่ ว-๒๐๔-จ-๐๑๓๙
ทะเบียนเลขที่ ว-๒๐๔-จ-๐๑๔๐
ทะเบียนเลขที่ ว-๒๐๔-จ-๐๑๔๑
ทะเบียนเลขที่ ว-๒๐๔-จ-๐๑๔๒
ทะเบียนเลขที่ ว-๒๐๔-จ-๐๑๔๓
ทะเบียนเลขที่ ว-๒๐๔-จ-๐๑๔๔
ทะเบียนเลขที่ ว-๒๐๔-จ-๐๑๔๕
ทะเบียนเลขที่ ว-๒๐๔-จ-๐๑๔๖
ทะเบียนเลขที่ ว-๒๐๔-จ-๐๑๔๗
ทะเบียนเลขที่ ว-๒๐๔-จ-๐๑๔๘
ทะเบียนเลขที่ ว-๒๐๔-จ-๐๑๔๙
ทะเบียนเลขที่ ว-๒๐๔-จ-๐๑๕๐
ทะเบียนเลขที่ ว-๒๐๔-จ-๐๑๕๑
ทะเบียนเลขที่ ว-๒๐๔-จ-๐๑๕๒

วิมล

- ๕ -

๑๕๓) นางสาวอุบล เด็กศิริ
๑๕๔) นางสาวมนิรัตน์ ทองบุตร
๑๕๕) นายภาคภูมิ แทนไทย
๑๕๖) นางสาวสุภาณัฐ เมล์พ่วง
๑๕๗) นางสาวพรทิศา สาดาชนม์
๑๕๘) นายเอกวิทย์ วันทะนา
๑๕๙) นายไตรภพพล ทิพย์วรรณ
๑๖๐) นายจิรเมธ ประเสริฐศิริพงศ์
๑๖๑) นายจิรายุส เกษมสุข
๑๖๒) นายจักรศักดิ์ ศรีวิชัย
๑๖๓) นายณัฐกฤษณ์ สะพานแก้ว
๑๖๔) นายบุญณศักดิ์ ปะที
๑๖๕) นายปิ่นณวิทย์ เสมอทรัพย์
๑๖๖) นายพิษณุพงษ์ ไชยา
๑๖๗) นายภัทรพงษ์ มณฑาทอง
๑๖๘) นายสันต์ ตรีนกุล
๑๖๙) นายภาณุเดช เพชรอุด
๑๗๐) นายอนุกุล วิลแสง
๑๗๑) นายภัทรพงษ์ มีสุข
๑๗๒) นางสาวนุชวี สีสะทีป
๑๗๓) นางสาวสุภาวดี โกศรินาม
๑๗๔) นางสาวอรณิศา เทียนคำ
๑๗๕) นางสาวพรเพ็ญ ขอบสอน
๑๗๖) นางสาววันวิสา ขอนพิกุล
๑๗๗) นางสาวอรรพรม เถาว์ทอง
๑๗๘) นางสาวอัยย์สิน เมอร์วินน์
๑๗๙) นางสาววิสรา ศุ่ยครอง
๑๘๐) นายวุฒิกร ศิริวรรณ
๑๘๑) นางสาวจาวรรณ กระจำพันธุ์

ทะเบียนเลขที่ ว-๒๐๔-จ-๐๑๕๓
ทะเบียนเลขที่ ว-๒๐๔-จ-๐๑๕๔
ทะเบียนเลขที่ ว-๒๐๔-จ-๐๑๕๕
ทะเบียนเลขที่ ว-๒๐๔-จ-๐๑๕๖
ทะเบียนเลขที่ ว-๒๐๔-จ-๐๑๕๗
ทะเบียนเลขที่ ว-๒๐๔-จ-๐๑๕๘
ทะเบียนเลขที่ ว-๒๐๔-จ-๐๑๕๙
ทะเบียนเลขที่ ว-๒๐๔-จ-๐๑๖๐
ทะเบียนเลขที่ ว-๒๐๔-จ-๐๑๖๑
ทะเบียนเลขที่ ว-๒๐๔-จ-๐๑๖๒
ทะเบียนเลขที่ ว-๒๐๔-จ-๐๑๖๓
ทะเบียนเลขที่ ว-๒๐๔-จ-๐๑๖๔
ทะเบียนเลขที่ ว-๒๐๔-จ-๐๑๖๕
ทะเบียนเลขที่ ว-๒๐๔-จ-๐๑๖๖
ทะเบียนเลขที่ ว-๒๐๔-จ-๐๑๖๗
ทะเบียนเลขที่ ว-๒๐๔-จ-๐๑๖๘
ทะเบียนเลขที่ ว-๒๐๔-จ-๐๑๖๙
ทะเบียนเลขที่ ว-๒๐๔-จ-๐๑๗๐
ทะเบียนเลขที่ ว-๒๐๔-จ-๐๑๗๑
ทะเบียนเลขที่ ว-๒๐๔-จ-๐๑๗๒
ทะเบียนเลขที่ ว-๒๐๔-จ-๐๑๗๓
ทะเบียนเลขที่ ว-๒๐๔-จ-๐๑๗๔
ทะเบียนเลขที่ ว-๒๐๔-จ-๐๑๗๕
ทะเบียนเลขที่ ว-๒๐๔-จ-๐๑๗๖
ทะเบียนเลขที่ ว-๒๐๔-จ-๐๑๗๗
ทะเบียนเลขที่ ว-๒๐๔-จ-๐๑๗๘
ทะเบียนเลขที่ ว-๒๐๔-จ-๐๑๗๙
ทะเบียนเลขที่ ว-๒๐๔-จ-๐๑๘๐
ทะเบียนเลขที่ ว-๒๐๔-จ-๐๑๘๑

Signature

เอกสารแนบท้ายหนังสือรับต่ออายุขึ้นทะเบียนห้องปฏิบัติการวิเคราะห์เอกชน

บริษัท เอแอลเอส แลบบอราทอรี กรุ๊ป (ประเทศไทย) จำกัด เลขทะเบียน ว-๒๐๔
ที่ ออก ๐๓๑๐(๑)/ ๑๖๑๖๘ ลงวันที่ ๒๐ พฤศจิกายน ๒๕๖๓

ค. ขอบข่ายสารมลพิษที่ได้รับขึ้นทะเบียนจากกรมโรงงานอุตสาหกรรม จำนวน ๓๗๔ รายการ

น้ำเสีย จำนวน 60 รายการ

ลำดับที่	สารมลพิษ	วิธีวิเคราะห์
1	Aldicarb	High-Performance Liquid Chromatographic Method ^[4]
2	Aldicarb Sulfone	High-Performance Liquid Chromatographic Method ^[4]
3	Aldicarb Sulfoxide	High-Performance Liquid Chromatographic Method ^[4]
4	Aldrin	Liquid-Liquid Extraction, Gas Chromatographic/ Mass Spectrometric Method ^[4]
5	Arsenic	1) Digestion, Inductively Coupled Plasma Method ^[4] 2) Digestion, Inductively Coupled Plasma/ Mass Spectrometric Method ^[4]
6	Barium	1) Digestion, Inductively Coupled Plasma Method ^[4] 2) Digestion, Inductively Coupled Plasma/ Mass Spectrometric Method ^[4]
7	α-BHC	Liquid-Liquid Extraction, Gas Chromatographic/ Mass Spectrometric Method ^[4]
8	β-BHC	Liquid-Liquid Extraction, Gas Chromatographic/ Mass Spectrometric Method ^[4]
9	δ-BHC	Liquid-Liquid Extraction, Gas Chromatographic/ Mass Spectrometric Method ^[4]
10	γ-BHC	Liquid-Liquid Extraction, Gas Chromatographic/ Mass Spectrometric Method ^[4]
11	Biochemical Oxygen Demand	1) 5-Day BOD Test, Azide Modification Method ^[4] 2) 5-Day BOD Test, Membrane Electrode Method ^[4]
12	Carbaryl	High-Performance Liquid Chromatographic Method ^[4]
13	Carbofuran	High-Performance Liquid Chromatographic Method ^[4]
14	Cadmium	1) Digestion, Inductively Coupled Plasma Method ^[4] 2) Digestion, Inductively Coupled Plasma/ Mass Spectrometric Method ^[4]
15	Chemical Oxygen Demand	1) Closed Reflux, Colorimetric Method ^[4] 2) Closed Reflux, Titrimetric Method ^[4]
16	Chlordane	Liquid-Liquid Extraction, Gas Chromatographic/ Mass Spectrometric Method ^[4]
17	Chromium	1) Digestion, Inductively Coupled Plasma Method ^[4] 2) Digestion, Inductively Coupled Plasma/ Mass Spectrometric Method ^[4]
18	Color	ADMI Weighted-Ordinate Spectrophotometric Method ^[4]

ลำดับที่	สารมลพิษ	วิธีวิเคราะห์
19	Copper	1) Digestion, Inductively Coupled Plasma Method ^[4] 2) Digestion, Inductively Coupled Plasma/ Mass Spectrometric Method ^[4]
20	Cyanide	Distillation, Colorimetric Method ^[4]
21	2,4'-DDD	Liquid-Liquid Extraction, Gas Chromatographic/ Mass Spectrometric Method ^[4]
22	4,4'-DDD	Liquid-Liquid Extraction, Gas Chromatographic/ Mass Spectrometric Method ^[4]
23	2,4'-DDE	Liquid-Liquid Extraction, Gas Chromatographic/ Mass Spectrometric Method ^[4]
24	4,4'-DDE	Liquid-Liquid Extraction, Gas Chromatographic/ Mass Spectrometric Method ^[4]
25	2,4'-DDT	Liquid-Liquid Extraction, Gas Chromatographic/ Mass Spectrometric Method ^[4]
26	4,4'-DDT	Liquid-Liquid Extraction, Gas Chromatographic/ Mass Spectrometric Method ^[4]
27	Dieldrin	Liquid-Liquid Extraction, Gas Chromatographic/ Mass Spectrometric Method ^[4]
28	Endosulfan Sulfate	Liquid-Liquid Extraction, Gas Chromatographic/ Mass Spectrometric Method ^[4]
29	Endosulfan I	Liquid-Liquid Extraction, Gas Chromatographic/ Mass Spectrometric Method ^[4]
30	Endosulfan II	Liquid-Liquid Extraction, Gas Chromatographic/ Mass Spectrometric Method ^[4]
31	Endrin	Liquid-Liquid Extraction, Gas Chromatographic/ Mass Spectrometric Method ^[4]
32	Endrin Aldehyde	Liquid-Liquid Extraction, Gas Chromatographic/ Mass Spectrometric Method ^[4]
33	Formaldehyde	Distillation, Colorimetric Method ^[3]
34	Free Chlorine	1) DPD Ferrous Titrimetric Method ^[4] 2) DPD Colorimetric Method ^[4]
35	Heptachlor	Liquid-Liquid Extraction, Gas Chromatographic/ Mass Spectrometric Method ^[4]
36	Heptachlor Epoxide	Liquid-Liquid Extraction, Gas Chromatographic/ Mass Spectrometric Method ^[4]
37	Hexavalent Chromium	Colorimetric Method ^[4]
38	3-Hydroxycarbofuran	High-Performance Liquid Chromatographic Method ^[4]
39	Lead	1) Digestion, Inductively Coupled Plasma Method ^[4] 2) Digestion, Inductively Coupled Plasma/ Mass Spectrometric Method ^[4]

ลำดับที่	สารมลพิษ	วิธีวิเคราะห์
40	Manganese	1) Digestion, Inductively Coupled Plasma Method ^[4] 2) Digestion, Inductively Coupled Plasma/ Mass Spectrometric Method ^[4]
41	Mercury	1) Digestion, Cold-Vapor Atomic Absorption Spectrometric Method ^[4] 2) Digestion, Inductively Coupled Plasma/ Mass spectrometric Method ^[4]
42	Methiocarb	High-Performance Liquid Chromatographic Method ^[4]
43	Methoxychlor	Liquid-Liquid Extraction, Gas Chromatographic/ Mass Spectrometric Method ^[4]
44	Methomyl	High-Performance Liquid Chromatographic Method ^[4]
45	Nickel	1) Digestion, Inductively Coupled Plasma Method ^[4] 2) Digestion, Inductively Coupled Plasma/ Mass Spectrometric Method ^[4]
46	Oil & Grease	1) Liquid-Liquid, Partition-Gravimetric Method ^[4] 2) Soxhlet Extraction Method ^[4]
47	Oxamyl	High-Performance Liquid Chromatographic Method ^[4]
48	Propoxur	High-Performance Liquid Chromatographic Method ^[4]
49	pH	Electrometric Method ^[4]
50	Phenols	1) Distillation, Chloroform Extraction Method ^[4] 2) Distillation, Direct Photometric Method ^[4]
51	Selenium	1) Digestion, Inductively Coupled Plasma Method ^[4] 2) Digestion, Inductively Coupled Plasma/ Mass Spectrometric Method ^[4]
52	Sulfide	Iodometric Method ^[4]
53	Temperature	Laboratory and Field Methods ^[4]
54	Total Dissolved Solids	Dried at 180 °C ^[4]
55	Total Kjeldahl Nitrogen	Semi-Micro Kjeldahl Method ^[4]
56	Total Phosphorous	Digestion, Colorimetric Method ^[4]
57	Total Suspended Solids	Dried from 103-105 °C ^[4]
58	Toxaphene	Liquid-Liquid Extraction, Gas Chromatographic/ Mass Spectrometric Method ^[4]
59	Trivalent Chromium	1) Digestion, Inductively Coupled Plasma Method; Colorimetric Method; Calculation ^[4] 2) Digestion, Inductively Coupled Plasma/ Mass Spectrometric Method; Colorimetric Method; Calculation ^[4]
60	Zinc	1) Digestion, Inductively Coupled Plasma Method ^[4] 2) Digestion, Inductively Coupled Plasma/Mass Spectrometric Method ^[4]

น้ำใต้ดิน จำนวน 126 รายการ

ลำดับที่	สารมลพิษ	วิธีวิเคราะห์
1	Acenaphthene	Liquid-Liquid Extraction, Gas Chromatographic/ Mass Spectrometric Method ⁽⁴⁾
2	Acetone	Purge and Trap, Gas Chromatographic/ Mass Spectrometric Method ⁽⁴⁾
3	Aldrin	Liquid-Liquid Extraction, Gas Chromatographic/ Mass Spectrometric Method ⁽⁴⁾
4	Anthracene	Liquid-Liquid Extraction, Gas Chromatographic/ Mass Spectrometric Method ⁽⁴⁾
5	Antimony	1) Digestion, Inductively Coupled Plasma Method ⁽⁴⁾ 2) Digestion, Inductively Coupled Plasma/ Mass Spectrometric Method ⁽⁴⁾
6	Arsenic	1) Digestion, Inductively Coupled Plasma Method ⁽⁴⁾ 2) Digestion, Inductively Coupled Plasma/ Mass Spectrometric Method ⁽⁴⁾
7	Atrazine	Liquid-Liquid Extraction, Gas Chromatographic/ Mass Spectrometric Method ⁽⁴⁾
8	Barium	1) Digestion, Inductively Coupled Plasma Method ⁽⁴⁾ 2) Digestion, Inductively Coupled Plasma/ Mass Spectrometric Method ⁽⁴⁾
9	Benz(a)anthracene	Liquid-Liquid Extraction, Gas Chromatographic/ Mass Spectrometric Method ⁽⁴⁾
10	Benzene	Purge and Trap, Gas Chromatographic/ Mass Spectrometric Method ⁽⁴⁾
11	Benzo(b)fluoranthene	Liquid-Liquid Extraction, Gas Chromatographic/ Mass Spectrometric Method ⁽⁴⁾
12	Benzo(k)fluoranthene	Liquid-Liquid Extraction, Gas Chromatographic/ Mass Spectrometric Method ⁽⁴⁾
13	Benzoic Acid	Liquid-Liquid Extraction, Gas Chromatographic/ Mass Spectrometric Method ⁽⁴⁾
14	Benzo(a)pyrene	Liquid-Liquid Extraction, Gas Chromatographic/ Mass Spectrometric Method ⁽⁴⁾
15	Benzo[g,h,i]perylene	Liquid-Liquid Extraction, Gas Chromatographic/ Mass Spectrometric Method ⁽⁴⁾
16	Beryllium	1) Digestion, Inductively Coupled Plasma Method ⁽⁴⁾ 2) Digestion, Inductively Coupled Plasma/ Mass Spectrometric Method ⁽⁴⁾
17	Bis(2-chloroethyl)ether	Liquid-Liquid Extraction, Gas Chromatographic/ Mass Spectrometric Method ⁽⁴⁾

18 Bis(2-ethylhexyl)phthalate

ลำดับที่	สารมลพิษ	วิธีวิเคราะห์
18	Bis(2-ethylhexyl)phthalate	Liquid-Liquid Extraction, Gas Chromatographic/ Mass Spectrometric Method ⁽⁴⁾
19	Bromodichloromethane	Purge and Trap, Gas Chromatographic/ Mass Spectrometric Method ⁽⁴⁾
20	Bromoform	Purge and Trap, Gas Chromatographic/ Mass Spectrometric Method ⁽⁴⁾
21	Butanol	Purge and Trap, Gas Chromatographic/ Mass Spectrometric Method ⁽⁴⁾
22	Butyl benzyl phthalate	Liquid-Liquid Extraction, Gas Chromatographic/ Mass Spectrometric Method ⁽⁴⁾
23	Cadmium	1) Digestion, Inductively Coupled Plasma Method ⁽⁴⁾ 2) Digestion, Inductively Coupled Plasma/ Mass Spectrometric Method ⁽⁴⁾
24	Carbazole	Liquid-Liquid Extraction, Gas Chromatographic/ Mass Spectrometric Method ⁽⁴⁾
25	Carbon disulfide	Purge and Trap, Gas Chromatographic/ Mass Spectrometric Method ⁽⁴⁾
26	Carbon tetrachloride	Purge and Trap, Gas Chromatographic/ Mass Spectrometric Method ⁽⁴⁾
27	Chlordane	Liquid-Liquid Extraction, Gas Chromatographic/ Mass Spectrometric Method ⁽⁴⁾
28	p-Chloroaniline	Liquid-Liquid Extraction, Gas Chromatographic/ Mass Spectrometric Method ⁽⁴⁾
29	Chlorobenzene	Purge and Trap, Gas Chromatographic/ Mass Spectrometric Method ⁽⁴⁾
30	Chlorodibromomethane	Purge and Trap, Gas Chromatographic/ Mass Spectrometric Method ⁽⁴⁾
31	Chloroform	Purge and Trap, Gas Chromatographic/ Mass Spectrometric Method ⁽⁴⁾
32	2-Chlorophenol	Liquid-Liquid Extraction, Gas Chromatographic/ Mass Spectrometric Method ⁽⁴⁾
33	Chromium	1) Digestion, Inductively Coupled Plasma Method ⁽⁴⁾ 2) Digestion, Inductively Coupled Plasma/ Mass Spectrometric Method ⁽⁴⁾
34	Chromium (III)	1) Digestion, Inductively Coupled Plasma Method; Colorimetric Method; Calculation ⁽⁴⁾ 2) Digestion, Inductively Coupled Plasma/ Mass Spectrometric Method; Colorimetric Method; Calculation ⁽⁴⁾
35	Chromium (VI)	Colorimetric Method ⁽⁴⁾

36 Chrysene...

ลำดับที่	สารมลพิษ	วิธีวิเคราะห์
36	Chrysene	Liquid-Liquid Extraction, Gas Chromatographic/ Mass Spectrometric Method ⁽⁴⁾
37	Cyanide	Distillation, Colorimetric Method ⁽⁴⁾
38	2,4-D	Liquid-Liquid Extraction, Gas Chromatographic/ Mass Spectrometric Method ⁽⁴⁾
39	DDD	Liquid-Liquid Extraction, Gas Chromatographic/ Mass Spectrometric Method ⁽⁴⁾
40	DDE	Liquid-Liquid Extraction, Gas Chromatographic/ Mass Spectrometric Method ⁽⁴⁾
41	DDT	Liquid-Liquid Extraction, Gas Chromatographic/ Mass Spectrometric Method ⁽⁴⁾
42	Dibenz(a,h)anthracene	Liquid-Liquid Extraction, Gas Chromatographic/ Mass Spectrometric Method ⁽⁴⁾
43	Di-n-Butyl Phthalate	Liquid-Liquid Extraction, Gas Chromatographic/ Mass Spectrometric Method ⁽⁴⁾
44	1,2-Dichlorobenzene	Purge and Trap, Gas Chromatographic/ Mass Spectrometric Method ⁽⁴⁾
45	1,3-Dichlorobenzene	Purge and Trap, Gas Chromatographic/ Mass Spectrometric Method ⁽⁴⁾
46	1,4-Dichlorobenzene	Purge and Trap, Gas Chromatographic/ Mass Spectrometric Method ⁽⁴⁾
47	3,3-Dichlorobenzidine	Liquid-Liquid Extraction, Gas Chromatographic/ Mass Spectrometric Method ⁽⁴⁾
48	1,1-Dichloroethane	Purge and Trap, Gas Chromatographic/ Mass Spectrometric Method ⁽⁴⁾
49	1,2-Dichloroethane	Purge and Trap, Gas Chromatographic/ Mass Spectrometric Method ⁽⁴⁾
50	1,1-Dichloroethylene	Purge and Trap, Gas Chromatographic/ Mass Spectrometric Method ⁽⁴⁾
51	cis-1,2-Dichloroethylene	Purge and Trap, Gas Chromatographic/ Mass Spectrometric Method ⁽⁴⁾
52	trans-1,2-Dichloroethylene	Purge and Trap, Gas Chromatographic/ Mass Spectrometric Method ⁽⁴⁾
53	2,4-Dichlorophenol	Liquid-Liquid Extraction, Gas Chromatographic/ Mass Spectrometric Method ⁽⁴⁾
54	1,2-Dichloropropane	Purge and Trap, Gas Chromatographic/ Mass Spectrometric Method ⁽⁴⁾
55	1,3-Dichloropropane	Purge and Trap, Gas Chromatographic/ Mass Spectrometric Method ⁽⁴⁾

ลำดับที่	สารมลพิษ	วิธีวิเคราะห์
56	1,3-Dichloropropene	Purge and Trap, Gas Chromatographic/ Mass Spectrometric Method ⁽⁴⁾
57	Dieldrin	Liquid-Liquid Extraction, Gas Chromatographic/ Mass Spectrometric Method ⁽⁴⁾
58	Diethyl Phthalate	Liquid-Liquid Extraction, Gas Chromatographic/ Mass Spectrometric Method ⁽⁴⁾
59	2,4-Dimethylphenol	Liquid-Liquid Extraction, Gas Chromatographic/ Mass Spectrometric Method ⁽⁴⁾
60	2,4-Dinitrophenol	Liquid-Liquid Extraction, Gas Chromatographic/ Mass Spectrometric Method ⁽⁴⁾
61	2,4-Dinitrotoluene	Liquid-Liquid Extraction, Gas Chromatographic/ Mass Spectrometric Method ⁽⁴⁾
62	2,6-Dinitrotoluene	Liquid-Liquid Extraction, Gas Chromatographic/ Mass Spectrometric Method ⁽⁴⁾
63	Di-n-octyl phthalate	Liquid-Liquid Extraction, Gas Chromatographic/ Mass Spectrometric Method ⁽⁴⁾
64	Endosulfan	Liquid-Liquid Extraction, Gas Chromatographic/ Mass Spectrometric Method ⁽⁴⁾
65	Endrin	Liquid-Liquid Extraction, Gas Chromatographic/ Mass Spectrometric Method ⁽⁴⁾
66	Ethylbenzene	Purge and Trap, Gas Chromatographic/ Mass Spectrometric Method ⁽⁴⁾
67	Fluoranthene	Liquid-Liquid Extraction, Gas Chromatographic/ Mass Spectrometric Method ⁽⁴⁾
68	Fluorene	Liquid-Liquid Extraction, Gas Chromatographic/ Mass Spectrometric Method ⁽⁴⁾
69	Heptachlor	Liquid-Liquid Extraction, Gas Chromatographic/ Mass Spectrometric Method ⁽⁴⁾
70	Heptachlor epoxide	Liquid-Liquid Extraction, Gas Chromatographic/ Mass Spectrometric Method ⁽⁴⁾
71	Hexachlorobenzene	Liquid-Liquid Extraction, Gas Chromatographic/ Mass Spectrometric Method ⁽⁴⁾
72	Hexachloro-1,3-butadiene	Purge and Trap, Gas Chromatographic/ Mass Spectrometric Method ⁽⁴⁾
73	n-Hexane	Purge and Trap, Gas Chromatographic/ Mass Spectrometric Method ⁽⁴⁾
74	α -HCH	Liquid-Liquid Extraction, Gas Chromatographic/ Mass Spectrometric Method ⁽⁴⁾
75	β -HCH	Liquid-Liquid Extraction, Gas Chromatographic/ Mass Spectrometric Method ⁽⁴⁾

ลำดับที่	สารมลพิษ	วิธีวิเคราะห์
76	γ -HCH	Liquid-Liquid Extraction, Gas Chromatographic/ Mass Spectrometric Method ⁽⁴⁾
77	Hexachlorocyclopentadiene	Liquid-Liquid Extraction, Gas Chromatographic/ Mass Spectrometric Method ⁽⁴⁾
78	Hexachloroethane	Liquid-Liquid Extraction, Gas Chromatographic/ Mass Spectrometric Method ⁽⁴⁾
79	Indeno(1,2,3-cd)pyrene	Liquid-Liquid Extraction, Gas Chromatographic/ Mass Spectrometric Method ⁽⁴⁾
80	Isophorone	Liquid-Liquid Extraction, Gas Chromatographic/ Mass Spectrometric Method ⁽⁴⁾
81	Lead	1) Digestion, Inductively Coupled Plasma Method ⁽⁴⁾ 2) Digestion, Inductively Coupled Plasma/ Mass Spectrometric Method ⁽⁴⁾
82	Manganese	1) Digestion, Inductively Coupled Plasma Method ⁽⁴⁾ 2) Digestion, Inductively Coupled Plasma/ Mass Spectrometric Method ⁽⁴⁾
83	Mercury	1) Digestion, Cold Vapor Atomic Absorption Spectrometric Method ⁽⁴⁾ 2) Digestion, Inductively Coupled Plasma/ Mass Spectrometric Method ⁽⁴⁾
84	Methanol	Purge and Trap, Gas Chromatographic/ Mass Spectrometric Method ⁽⁴⁾
85	Methoxychlor	Liquid-Liquid Extraction, Gas Chromatographic/ Mass Spectrometric Method ⁽⁴⁾
86	Methyl bromide	Purge and Trap, Gas Chromatographic/ Mass Spectrometric Method ⁽⁴⁾
87	Methylene chloride	Purge and Trap, Gas Chromatographic/ Mass Spectrometric Method ⁽⁴⁾
88	2-Methylphenol	Liquid-Liquid Extraction, Gas Chromatographic/ Mass Spectrometric Method ⁽⁴⁾
89	2-Methylnaphthalene	Liquid-Liquid Extraction, Gas Chromatographic/ Mass Spectrometric Method ⁽⁴⁾
90	Methyl tert-butyl Ether	Purge and Trap, Gas Chromatographic/ Mass Spectrometric Method ⁽⁴⁾
91	Naphthalene	Liquid-Liquid Extraction, Gas Chromatographic/ Mass Spectrometric Method ⁽⁴⁾
92	Nickel	1) Digestion, Inductively Coupled Plasma Method ⁽⁴⁾ 2) Digestion, Inductively Coupled Plasma/ Mass Spectrometric Method ⁽⁴⁾
93	Nitrobenzene	Liquid-Liquid Extraction, Gas Chromatographic/ Mass Spectrometric Method ⁽⁴⁾

94 N-Nitrosodiphenylamine...

ลำดับที่	สารมลพิษ	วิธีวิเคราะห์
94	N-Nitrosodiphenylamine	Liquid-Liquid Extraction, Gas Chromatographic/ Mass Spectrometric Method ⁽⁴⁾
95	N-Nitrosodi-n-Propylamine	Liquid-Liquid Extraction, Gas Chromatographic/ Mass Spectrometric Method ⁽⁴⁾
96	Polychlorinated Biphenyls - PCB 1016 - PCB 1221 - PCB 1232 - PCB 1242 - PCB 1248 - PCB 1254 - PCB 1260	Liquid-Liquid Extraction, Gas Chromatographic/ Mass Spectrometric Method ⁽⁴⁾
97	Pentachlorophenol	Liquid-Liquid Extraction, Gas Chromatographic/ Mass Spectrometric Method ⁽⁴⁾
98	pH	Electrometric Method ⁽⁶⁾
99	Phenanthrene	Liquid-Liquid Extraction, Gas Chromatographic/ Mass Spectrometric Method ⁽⁴⁾
100	Phenol	1) Distillation, Chloroform Extraction Method ⁽⁴⁾ 2) Distillation, Direct Photometric Method ⁽⁴⁾ 3) Liquid-Liquid Extraction, Gas Chromatographic/ Mass Spectrometric Method ⁽⁴⁾
101	Pyrene	Liquid-Liquid Extraction, Gas Chromatographic/ Mass Spectrometric Method ⁽⁴⁾
102	Selenium	1) Digestion, Inductively Coupled Plasma Method ⁽⁴⁾ 2) Digestion, Inductively Coupled Plasma/ Mass Spectrometric Method ⁽⁴⁾
103	Silver	1) Digestion, Inductively Coupled Plasma Method ⁽⁴⁾ 2) Digestion, Inductively Coupled Plasma/ Mass Spectrometric Method ⁽⁴⁾
104	Styrene	Purge and Trap, Gas Chromatographic/ Mass Spectrometric Method ⁽⁴⁾
105	1,1,2,2-Tetrachloroethane	Purge and Trap, Gas Chromatographic/ Mass Spectrometric Method ⁽⁴⁾
106	Tetrachloroethylene	Purge and Trap, Gas Chromatographic/ Mass Spectrometric Method ⁽⁴⁾
107	Toluene	Purge and Trap, Gas Chromatographic/ Mass Spectrometric Method ⁽⁴⁾
108	Toxaphene	Liquid-Liquid Extraction, Gas Chromatographic/ Mass Spectrometric Method ⁽⁴⁾
109	TPH (C ₈ -C ₈)	Purge and Trap, Gas Chromatographic/ Mass Spectrometric Method ^(14,25)

110 TPH (C₈-C₁₆)

ลำดับที่	สารมลพิษ	วิธีวิเคราะห์
110	TPH (C ₈ -C ₁₆)	Separatory Funnel Liquid-Liquid Extraction, Gas Chromatographic Method ^[9,22]
111	TPH (C ₁₆ -C ₃₅)	Separatory Funnel Liquid-Liquid Extraction, Gas Chromatographic Method ^[9,22]
112	1,2,4-Trichlorobenzene	Purge and Trap, Gas Chromatographic/Mass Spectrometric Method ^[4]
113	1,1,1-Trichloroethane	Purge and Trap, Gas Chromatographic/Mass Spectrometric Method ^[4]
114	1,1,2-Trichloroethane	Purge and Trap, Gas Chromatographic/Mass Spectrometric Method ^[4]
115	Trichloroethylene	Purge and Trap, Gas Chromatographic/Mass Spectrometric Method ^[4]
116	2,4,5-Trichlorophenol	Liquid-Liquid Extraction, Gas Chromatographic/Mass Spectrometric Method ^[4]
117	2,4,6-Trichlorophenol	Liquid-Liquid Extraction, Gas Chromatographic/Mass Spectrometric Method ^[4]
118	1,3,5-Trimethylbenzene	Purge and Trap, Gas Chromatographic/Mass Spectrometric Method ^[4]
119	Vanadium	1) Digestion, Inductively Coupled Plasma Method ^[4] 2) Digestion, Inductively Coupled Plasma/Mass Spectrometric Method ^[4]
120	Vinyl acetate	Purge and Trap, Gas Chromatographic/Mass Spectrometric Method ^[4]
121	Vinyl chloride	Purge and Trap, Gas Chromatographic/Mass Spectrometric Method ^[4]
122	m-Xylene	Purge and Trap, Gas Chromatographic/Mass Spectrometric Method ^[4]
123	o-Xylene	Purge and Trap, Gas Chromatographic/Mass Spectrometric Method ^[4]
124	p-Xylene	Purge and Trap, Gas Chromatographic/Mass Spectrometric Method ^[4]
125	Xylene (Total)	Purge and Trap, Gas Chromatographic/Mass Spectrometric Method ^[4]
126	Zinc	1) Digestion, Inductively Coupled Plasma Method ^[4] 2) Digestion, Inductively Coupled Plasma/Mass Spectrometric Method ^[4]

อากาศเสีย

อากาศเสีย (ปล่อยระบาย) จำนวน 28 รายการ

ลำดับที่	สารมลพิษ	วิธีวิเคราะห์
1	Antimony	1) Isokinetic Sampling, Digestion, Inductively Coupled Plasma Method ^[5] 2) Isokinetic Sampling, Digestion, Inductively Coupled Plasma/Mass Spectrometric Method ^[5]
2	Arsenic	1) Isokinetic Sampling, Digestion, Inductively Coupled Plasma Method ^[5] 2) Isokinetic Sampling, Digestion, Inductively Coupled Plasma/Mass Spectrometric Method ^[5]
3	Beryllium	1) Isokinetic Sampling, Digestion, Inductively Coupled Plasma Method ^[5] 2) Isokinetic Sampling, Digestion, Inductively Coupled Plasma/Mass Spectrometric Method ^[5]
4	Cadmium	1) Isokinetic Sampling, Digestion, Inductively Coupled Plasma Method ^[5] 2) Isokinetic Sampling, Digestion, Inductively Coupled Plasma/Mass Spectrometric Method ^[5]
5	Carbon Monoxide	1) Instrumental Analyzer Method ^[5] 2) Sampling Bag Non-Dispersive Infrared Method ^[5]
6	Chlorine	1) Absorption Sampling, Ion Chromatographic Method ^[5] 2) Isokinetic Sampling, Ion Chromatographic Method ^[5]
7	Chromium	1) Isokinetic Sampling, Digestion, Inductively Coupled Plasma Method ^[5] 2) Isokinetic Sampling, Digestion, Inductively Coupled Plasma/Mass Spectrometric Method ^[5]
8	Cobalt	1) Isokinetic Sampling, Digestion, Inductively Coupled Plasma Method ^[5] 2) Isokinetic Sampling, Digestion, Inductively Coupled Plasma/Mass Spectrometric Method ^[5]
9	Copper	1) Isokinetic Sampling, Digestion, Inductively Coupled Plasma Method ^[5] 2) Isokinetic Sampling, Digestion, Inductively Coupled Plasma/Mass Spectrometric Method ^[5]
10	Cresol	Adsorption Sampling, Gas Chromatographic Method ^[5]
11	Dioxins	Isokinetic Sampling ^[5]
12	Hydrogen Chloride	1) Absorption Sampling, Ion Chromatographic Method ^[5] 2) Isokinetic Sampling, Ion Chromatographic Method ^[5]
13	Hydrogen Fluoride	1) Absorption Sampling, Ion Chromatographic Method ^[5] 2) Isokinetic Sampling, Ion Chromatographic Method ^[5]
14	Hydrogen Sulfide	Absorption Sampling, Iodometric Method ^[5]

ลำดับที่	สารมลพิษ	วิธีวิเคราะห์
15	Lead	1) Isokinetic Sampling, Digestion, Inductively Coupled Plasma Method ^[5] 2) Isokinetic Sampling, Digestion, Inductively Coupled Plasma/Mass Spectrometric Method ^[5]
16	Manganese	1) Isokinetic Sampling, Digestion, Inductively Coupled Plasma Method ^[5] 2) Isokinetic Sampling, Digestion, Inductively Coupled Plasma/Mass Spectrometric Method ^[5]
17	Mercury	1) Isokinetic Sampling, Digestion, Cold-Vapor Atomic Absorption Spectrometric Method ^[5] 2) Isokinetic Sampling, Digestion, Cold-Vapor Atomic Fluorescence Spectrometric Method ^[5]
18	Nickel	1) Isokinetic Sampling, Digestion, Inductively Coupled Plasma Method ^[5] 2) Isokinetic Sampling, Digestion, Inductively Coupled Plasma/Mass Spectrometric Method ^[5]
19	Opacity	Ringelmann's Method ^[2]
20	Oxides of Nitrogen	1) Absorption Sampling, Phenoldisulfonic Acid Method ^[5] 2) Absorption Sampling, Alkaline Permanganate/Colorimetric Method ^[5] 3) Instrumental Analyzer Method ^[5]
21	Selenium	1) Isokinetic Sampling, Digestion, Inductively Coupled Plasma Method ^[5] 2) Isokinetic Sampling, Digestion, Inductively Coupled Plasma/Mass Spectrometric Method ^[5]
22	Sulfur Dioxide	1) Absorption Sampling, Barium-Thorin Titrimetric Method ^[5] 2) Instrumental Analyzer Method ^[5]
23	Sulfuric Acid	Isokinetic Sampling, Barium-Thorin Titrimetric Method ^[5]
24	Tellurium	1) Isokinetic Sampling, Digestion, Inductively Coupled Plasma Method ^[5] 2) Isokinetic Sampling, Digestion, Inductively Coupled Plasma/Mass Spectrometric Method ^[5]
25	Tin	1) Isokinetic Sampling, Digestion, Inductively Coupled Plasma Method ^[5] 2) Isokinetic Sampling, Digestion, Inductively Coupled Plasma/Mass Spectrometric Method ^[5]
26	Total Suspended Particulate	1) Isokinetic Sampling, Gravimetric Method ^[5] 2) Paired Train, Isokinetic Sampling, Gravimetric Method ^[5]

3mm)

27 Vanadium....

ลำดับที่	สารมลพิษ	วิธีวิเคราะห์
27	Vanadium	1) Isokinetic Sampling, Digestion, Inductively Coupled Plasma Method ^[5] 2) Isokinetic Sampling, Digestion, Inductively Coupled Plasma/Mass Spectrometric Method ^[5]
28	Xylene	Adsorption Sampling, Gas Chromatographic Method ^[5]

สิ่งปฏิกูลหรือวัสดุที่ไม่ใช้แล้ว จำนวน 35 รายการ

ลำดับที่	สารมลพิษ	วิธีวิเคราะห์
1	Aldrin	1) Waste Extraction, Separatory Funnel Liquid-Liquid Extraction, Gas Chromatographic/Mass Spectrometric Method ^(1,9,26) 2) Soxhlet Extraction, Gas Chromatographic/Mass Spectrometric Method ^(10,26) 3) Automated Soxhlet Extraction, Gas Chromatographic/Mass Spectrometric Method ^(11,26)
2	Antimony	1) Waste Extraction, Digestion, Inductively Coupled Plasma Method ^(1,6,16) 2) Waste Extraction, Digestion, Inductively Coupled Plasma/Mass Spectrometric Method ^(1,6,17) 3) Digestion, Inductively Coupled Plasma Method ^(7,16) 4) Digestion, Inductively Coupled Plasma/Mass Spectrometric Method ^(7,17)
3	Arsenic	1) Waste Extraction, Digestion, Inductively Coupled Plasma Method ^(1,6,16) 2) Waste Extraction, Digestion, Inductively Coupled Plasma/Mass Spectrometric Method ^(1,6,17) 3) Digestion, Inductively Coupled Plasma Method ^(7,16) 4) Digestion, Inductively Coupled Plasma/Mass Spectrometric Method ^(7,17)
4	Barium	1) Waste Extraction, Digestion, Inductively Coupled Plasma Method ^(1,6,16) 2) Waste Extraction, Digestion, Inductively Coupled Plasma/Mass Spectrometric Method ^(1,6,17) 3) Digestion, Inductively Coupled Plasma Method ^(7,16) 4) Digestion, Inductively Coupled Plasma/Mass Spectrometric Method ^(7,17)

3mm)

5 Beryllium...

ลำดับที่	สารมลพิษ	วิธีวิเคราะห์
5	Beryllium	1) Waste Extraction, Digestion, Inductively Coupled Plasma Method ^(1,6,16) 2) Waste Extraction, Digestion, Inductively Coupled Plasma/Mass Spectrometric Method ^(1,6,17) 3) Digestion, Inductively Coupled Plasma Method ^(7,16) 4) Digestion, Inductively Coupled Plasma/Mass Spectrometric Method ^(7,17)
6	Cadmium	1) Waste Extraction, Digestion, Inductively Coupled Plasma Method ^(1,6,16) 2) Waste Extraction, Digestion, Inductively Coupled Plasma/Mass Spectrometric Method ^(1,6,17) 3) Digestion, Inductively Coupled Plasma Method ^(7,16) 4) Digestion, Inductively Coupled Plasma/Mass Spectrometric Method ^(7,17)
7	Chlordane	1) Waste Extraction, Separatory Funnel Liquid-Liquid Extraction, Gas Chromatographic/Mass Spectrometric Method ^(1,9,26) 2) Soxhlet Extraction, Gas Chromatographic/Mass Spectrometric Method ^(10,26) 3) Automated Soxhlet Extraction, Gas Chromatographic/Mass Spectrometric Method ^(11,26)
8	Chromium	1) Waste Extraction, Digestion, Inductively Coupled Plasma Method ^(1,6,16) 2) Waste Extraction, Digestion, Inductively Coupled Plasma/Mass Spectrometric Method ^(1,6,17) 3) Digestion, Inductively Coupled Plasma Method ^(7,16) 4) Digestion, Inductively Coupled Plasma/Mass Spectrometric Method ^(7,17)
9	Chromium (III)	1) Waste Extraction, Digestion, Inductively Coupled Plasma Method; Waste Extraction, Colorimetric Method; Calculation Method ^(1,6,16,19) 2) Waste Extraction, Digestion, Inductively Coupled Plasma/Mass Spectrometric Method; Waste Extraction, Colorimetric Method; Calculation Method ^(1,6,17,19) 3) Digestion, Inductively Coupled Plasma Method; Alkaline Digestion, Colorimetric Method; Calculation Method ^(7,8,16,19) 4) Digestion, Inductively Coupled Plasma/Mass Spectrometric Method; Alkaline Digestion, Colorimetric Method; Calculation Method ^(7,8,17,19)

ลำดับที่	สารมลพิษ	วิธีวิเคราะห์
10	Chromium (VI)	1) Waste Extraction, Colorimetric Method ^(1,6,19) 2) Alkaline Digestion, Colorimetric Method ^(8,19)
11	Cobalt	1) Waste Extraction, Digestion, Inductively Coupled Plasma Method ^(1,6,16) 2) Waste Extraction, Digestion, Inductively Coupled Plasma/Mass Spectrometric Method ^(1,6,17) 3) Digestion, Inductively Coupled Plasma Method ^(7,16) 4) Digestion, Inductively Coupled Plasma/Mass Spectrometric Method ^(7,17)
12	Copper	1) Waste Extraction, Digestion, Inductively Coupled Plasma Method ^(1,6,16) 2) Waste Extraction, Digestion, Inductively Coupled Plasma/Mass Spectrometric Method ^(1,6,17) 3) Digestion, Inductively Coupled Plasma Method ^(7,16) 4) Digestion, Inductively Coupled Plasma/Mass Spectrometric Method ^(7,17)
13	2,4-D	1) Waste Extraction, Separatory Funnel Liquid-Liquid Extraction, Gas Chromatographic/Mass Spectrometric Method ^(1,9,26) 2) Soxhlet Extraction, Gas Chromatographic/Mass Spectrometric Method ^(10,26) 3) Automated Soxhlet Extraction, Gas Chromatographic/Mass Spectrometric Method ^(11,26)
14	DDD	1) Waste Extraction, Separatory Funnel Liquid-Liquid Extraction, Gas Chromatographic/Mass Spectrometric Method ^(1,9,26) 2) Soxhlet Extraction, Gas Chromatographic/Mass Spectrometric Method ^(10,26) 3) Automated Soxhlet Extraction, Gas Chromatographic/Mass Spectrometric Method ^(11,26)
15	DDE	1) Waste Extraction, Separatory Funnel Liquid-Liquid Extraction, Gas Chromatographic/Mass Spectrometric Method ^(1,9,26) 2) Soxhlet Extraction, Gas Chromatographic/Mass Spectrometric Method ^(10,26) 3) Automated Soxhlet Extraction, Gas Chromatographic/Mass Spectrometric Method ^(11,26)
16	DDT	1) Waste Extraction, Separatory Funnel Liquid-Liquid Extraction, Gas Chromatographic/Mass Spectrometric Method ^(1,9,26)

ลำดับที่	สารมลพิษ	วิธีวิเคราะห์
17	Dieldrin	2) Soxhlet Extraction, Gas Chromatographic/ Mass Spectrometric Method ^(10,26) 3) Automated Soxhlet Extraction, Gas Chromatographic/ Mass Spectrometric Method ^(11,26) 1) Waste Extraction, Separatory Funnel Liquid-Liquid Extraction, Gas Chromatographic/Mass Spectrometric Method ^(1,9,26) 2) Soxhlet Extraction, Gas Chromatographic/ Mass Spectrometric Method ^(10,26) 3) Automated Soxhlet Extraction, Gas Chromatographic/ Mass Spectrometric Method ^(11,26)
18	Endrin	1) Waste Extraction, Separatory Funnel Liquid-Liquid Extraction, Gas Chromatographic/Mass Spectrometric Method ^(1,9,26) 2) Soxhlet Extraction, Gas Chromatographic/ Mass Spectrometric Method ^(10,26) 3) Automated Soxhlet Extraction, Gas Chromatographic/ Mass Spectrometric Method ^(11,26)
19	Heptachlor	1) Waste Extraction, Separatory Funnel Liquid-Liquid Extraction, Gas Chromatographic/Mass Spectrometric Method ^(1,9,26) 2) Soxhlet Extraction, Gas Chromatographic/ Mass Spectrometric Method ^(10,26) 3) Automated Soxhlet Extraction, Gas Chromatographic/ Mass Spectrometric Method ^(11,26)
20	Lead	1) Waste Extraction, Digestion, Inductively Coupled Plasma Method ^(1,6,16) 2) Waste Extraction, Digestion, Inductively Coupled Plasma/Mass Spectrometric Method ^(1,6,17) 3) Digestion, Inductively Coupled Plasma Method ^(7,16) 4) Digestion, Inductively Coupled Plasma/ Mass Spectrometric Method ^(7,17)
21	Lindane	1) Waste Extraction, Separatory Funnel Liquid-Liquid Extraction, Gas Chromatographic/Mass Spectrometric Method ^(1,9,26) 2) Soxhlet Extraction, Gas Chromatographic/ Mass Spectrometric Method ^(10,26) 3) Automated Soxhlet Extraction, Gas Chromatographic/ Mass Spectrometric Method ^(11,26)

ลำดับที่	สารมลพิษ	วิธีวิเคราะห์
22	Mercury	1) Waste Extraction, Digestion, Cold-Vapor Atomic Absorption Spectrometric Method ^(1,6,20) 2) Waste Extraction, Digestion, Cold-Vapor Atomic Fluorescence Spectrometric Method ^(1,6,30) 3) Digestion, Cold-Vapor Atomic Absorption Spectrometric Method ⁽²⁰⁾ 4) Digestion, Cold-Vapor Atomic Fluorescence Spectrometric Method ⁽³⁰⁾ 5) Thermal Decomposition Amalgamation and Atomic Absorption Spectrometric Method ⁽²¹⁾
23	Methoxychlor	1) Waste Extraction, Separatory Funnel Liquid-Liquid Extraction, Gas Chromatographic/Mass Spectrometric Method ^(1,9,26) 2) Soxhlet Extraction, Gas Chromatographic/ Mass Spectrometric Method ^(10,26) 3) Automated Soxhlet Extraction, Gas Chromatographic /Mass Spectrometric Method ^(11,26)
24	Mirex	1) Waste Extraction, Separatory Funnel Liquid-Liquid Extraction, Gas Chromatographic/Mass Spectrometric Method ^(1,9,26) 2) Soxhlet Extraction, Gas Chromatographic/ Mass Spectrometric Method ^(10,26) 3) Automated Soxhlet Extraction, Gas Chromatographic /Mass Spectrometric Method ^(11,26)
25	Molybdenum	1) Waste Extraction, Digestion, Inductively Coupled Plasma Method ^(1,6,16) 2) Waste Extraction, Digestion, Inductively Coupled Plasma/Mass Spectrometric Method ^(1,6,17) 3) Digestion, Inductively Coupled Plasma Method ^(7,16) 4) Digestion, Inductively Coupled Plasma/ Mass Spectrometric Method ^(7,17)
26	Nickel	1) Waste Extraction, Digestion, Inductively Coupled Plasma Method ^(1,6,16) 2) Waste Extraction, Digestion, Inductively Coupled Plasma/Mass Spectrometric Method ^(1,6,17) 3) Digestion, Inductively Coupled Plasma Method ^(7,16) 4) Digestion, Inductively Coupled Plasma/ Mass Spectrometric Method ^(7,17)
27	Polychlorinated biphenyls (PCBs) - Aroclor 1016 - Aroclor 1221 - Aroclor 1232 - Aroclor 1242 - Aroclor 1248 - Aroclor 1254 - Aroclor 1260	1) Waste Extraction, Separatory Funnel Liquid-Liquid Extraction, Gas Chromatographic/Mass Spectrometric Method ^(1,9,26) 2) Soxhlet Extraction, Gas Chromatographic Method ^(10,26) 3) Automated Soxhlet Extraction, Gas Chromatographic Method ^(11,26)

ลำดับที่	สารมลพิษ	วิธีวิเคราะห์
28	<ul style="list-style-type: none"> - 2-Chlorobiphenyl - 2,3-Dichlorobiphenyl - 2,2',5-Trichlorobiphenyl - 2,4',5-Trichlorobiphenyl - 2,2',3,5'-Tetrachlorobiphenyl - 2,2',5,5'-Tetrachlorobiphenyl - 2,3',4,4'-Tetrachlorobiphenyl - 2,2',3,4,5'-Pentachlorobiphenyl - 2,2',4,5,5'-Pentachlorobiphenyl - 2,3,3',4',6-Pentachlorobiphenyl - 2,2',3,4,4',5'-Hexachlorobiphenyl - 2,2',3,4,5,5'-Hexachlorobiphenyl - 2,2',3,5,5',6-Hexachlorobiphenyl - 2,2',4,4',5,5'-Hexachlorobiphenyl - 2,2',3,3',4,4',5-Heptachlorobiphenyl - 2,2',3,4,4',5,5'-Heptachlorobiphenyl - 2,2',3,4,4',5,6-Heptachlorobiphenyl - 2,2',3,4',5,5',6-Heptachlorobiphenyl - 2,2',3,3',4,4',5,5',6-Nonachlorobiphenyl - Pentachlorophenol 	1) Waste Extraction, Separatory Funnel Liquid-Liquid Extraction, Gas Chromatographic/Mass Spectrometric Method ^(1,9,26) 2) Soxhlet Extraction, Gas Chromatographic/Mass Spectrometric Method ^(10,26) 3) Automated Soxhlet Extraction, Gas Chromatographic/Mass Spectrometric Method ^(11,26) Electrometric Method ^(23,24)
29	pH	
30	Selenium	1) Waste Extraction, Digestion, Inductively Coupled Plasma Method ^(1,6,16) 2) Waste Extraction, Digestion, Inductively Coupled Plasma/Mass Spectrometric Method ^(1,6,17) 3) Digestion, Inductively Coupled Plasma Method ^(7,16) 4) Digestion, Inductively Coupled Plasma/Mass Spectrometric Method ^(7,17)

31 Silver...

ลำดับที่	สารมลพิษ	วิธีวิเคราะห์
31	Silver	1) Waste Extraction, Digestion, Inductively Coupled Plasma Method ^(1,6,16) 2) Waste Extraction, Digestion, Inductively Coupled Plasma/Mass Spectrometric Method ^(1,6,17) 3) Digestion, Inductively Coupled Plasma Method ^(7,16) 4) Digestion, Inductively Coupled Plasma/Mass Spectrometric Method ^(7,17)
32	Thallium	1) Waste Extraction, Digestion, Inductively Coupled Plasma Method ^(1,6,16) 2) Waste Extraction, Digestion, Inductively Coupled Plasma/Mass Spectrometric Method ^(1,6,17) 3) Digestion, Inductively Coupled Plasma Method ^(7,16) 4) Digestion, Inductively Coupled Plasma/Mass Spectrometric Method ^(7,17)
33	Toxaphene	1) Waste Extraction, Separatory Funnel Liquid-Liquid Extraction, Gas Chromatographic/Mass Spectrometric Method ^(1,9,26) 2) Soxhlet Extraction, Gas Chromatographic/Mass Spectrometric Method ^(10,26) 3) Automated Soxhlet Extraction, Gas Chromatographic/Mass Spectrometric Method ^(11,26)
34	Vanadium	1) Waste Extraction, Digestion, Inductively Coupled Plasma Method ^(1,6,16) 2) Waste Extraction, Digestion, Inductively Coupled Plasma/Mass Spectrometric Method ^(1,6,17) 3) Digestion, Inductively Coupled Plasma Method ^(7,16) 4) Digestion, Inductively Coupled Plasma/Mass Spectrometric Method ^(7,17)
35	Zinc	1) Waste Extraction, Digestion, Inductively Coupled Plasma Method ^(1,6,16) 2) Waste Extraction, Digestion, Inductively Coupled Plasma/Mass Spectrometric Method ^(1,6,17) 3) Digestion, Inductively Coupled Plasma Method ^(7,16) 4) Digestion, Inductively Coupled Plasma/Mass Spectrometric Method ^(7,17)

31 Silver...

ดิน จำนวน 125 รายการ

ลำดับที่	สารมลพิษ	วิธีวิเคราะห์
1	Acenaphthene	1) Soxhlet Extraction, Gas Chromatographic/ Mass Spectrometric Method ^(10,26) 2) Automated Soxhlet Extraction, Gas Chromatographic/ Mass Spectrometric Method ^(11,26)
2	Acetone	1) Purge and Trap, Gas Chromatographic/ Mass Spectrometric Method ^(15,25) 2) Equilibrium Headspace, Gas Chromatographic/ Mass Spectrometric Method ⁽¹³⁾
3	Aldrin	1) Soxhlet Extraction, Gas Chromatographic/ Mass Spectrometric Method ^(10,26) 2) Automated Soxhlet Extraction, Gas Chromatographic/ Mass Spectrometric Method ^(11,26)
4	Anthracene	1) Soxhlet Extraction, Gas Chromatographic/ Mass Spectrometric Method ^(10,26) 2) Automated Soxhlet Extraction, Gas Chromatographic/ Mass Spectrometric Method ^(11,26)
5	Antimony	1) Digestion, Inductively Coupled Plasma Method ^(7,16) 2) Digestion, Inductively Coupled Plasma/ Mass Spectrometric Method ^(7,17)
6	Arsenic	1) Digestion, Inductively Coupled Plasma Method ^(7,16) 2) Digestion, Inductively Coupled Plasma/ Mass Spectrometric Method ^(7,17)
7	Atrazine	1) Soxhlet Extraction, Gas Chromatographic/ Mass Spectrometric Method ^(10,26) 2) Automated Soxhlet Extraction, Gas Chromatographic/ Mass Spectrometric Method ^(11,26)
8	Barium	1) Digestion, Inductively Coupled Plasma Method ^(7,16) 2) Digestion, Inductively Coupled Plasma/ Mass Spectrometric Method ^(7,17)
9	Benz(a)anthracene	1) Soxhlet Extraction, Gas Chromatographic/ Mass Spectrometric Method ^(10,26) 2) Automated Soxhlet Extraction, Gas Chromatographic/ Mass Spectrometric Method ^(11,26)
10	Benzene	Purge and Trap, Gas Chromatographic/ Mass Spectrometric Method ^(15,25)

11 Benzo(b)fluoranthene

ลำดับที่	สารมลพิษ	วิธีวิเคราะห์
11	Benzo(b)fluoranthene	1) Soxhlet Extraction, Gas Chromatographic/ Mass Spectrometric Method ^(10,26) 2) Automated Soxhlet Extraction, Gas Chromatographic/ Mass Spectrometric Method ^(11,26)
12	Benzo(k)fluoranthene	1) Soxhlet Extraction, Gas Chromatographic/ Mass Spectrometric Method ^(10,26) 2) Automated Soxhlet Extraction, Gas Chromatographic/ Mass Spectrometric Method ^(11,26)
13	Benzoic acid	1) Soxhlet Extraction, Gas Chromatographic/ Mass Spectrometric Method ^(10,26) 2) Automated Soxhlet Extraction, Gas Chromatographic/ Mass Spectrometric Method ^(11,26)
14	Benzo(a)pyrene	1) Soxhlet Extraction, Gas Chromatographic/ Mass Spectrometric Method ^(10,26) 2) Automated Soxhlet Extraction, Gas Chromatographic/ Mass Spectrometric Method ^(11,26)
15	Benzo(g,h,i)perylene	1) Soxhlet Extraction, Gas Chromatographic/ Mass Spectrometric Method ^(10,26) 2) Automated Soxhlet Extraction, Gas Chromatographic/ Mass Spectrometric Method ^(11,26)
16	Beryllium	1) Digestion, Inductively Coupled Plasma Method ^(7,16) 2) Digestion, Inductively Coupled Plasma/ Mass Spectrometric Method ^(7,17)
17	Bis(2-chloroethyl)ether	1) Soxhlet Extraction, Gas Chromatographic/ Mass Spectrometric Method ^(10,26) 2) Automated Soxhlet Extraction, Gas Chromatographic/ Mass Spectrometric Method ^(11,26)
18	Bis(2-ethylhexyl)phthalate	1) Soxhlet Extraction, Gas Chromatographic/ Mass Spectrometric Method ^(10,26) 2) Automated Soxhlet Extraction, Gas Chromatographic/ Mass Spectrometric Method ^(11,26)
19	Bromodichloromethane	Purge and Trap, Gas Chromatographic/ Mass Spectrometric Method ^(15,25)
20	Bromoform	Purge and Trap, Gas Chromatographic/ Mass Spectrometric Method ^(15,25)
21	Butanol	Equilibrium Headspace, Gas Chromatographic/ Mass Spectrometric Method ^(13,25)
22	Butyl Benzyl Phthalate	1) Soxhlet Extraction, Gas Chromatographic/ Mass Spectrometric Method ^(10,26) 2) Automated Soxhlet Extraction, Gas Chromatographic/ Mass Spectrometric Method ^(11,26)

23 Cadmium...

ลำดับที่	สารมลพิษ	วิธีวิเคราะห์
23	Cadmium	1) Digestion, Inductively Coupled Plasma Method ^(7,16) 2) Digestion, Inductively Coupled Plasma/ Mass Spectrometric Method ^(7,17)
24	Carbazole	1) Soxhlet Extraction, Gas Chromatographic/ Mass Spectrometric Method ^(10,26) 2) Automated Soxhlet Extraction, Gas Chromatographic/ Mass Spectrometric Method ^(11,26)
25	Carbon Disulfide	Purge and Trap, Gas Chromatographic/ Mass Spectrometric Method ^(15,25)
26	Carbon tetrachloride	Purge and Trap, Gas Chromatographic/ Mass Spectrometric Method ^(15,25)
27	Chlordane	1) Soxhlet Extraction, Gas Chromatographic/ Mass Spectrometric Method ^(10,26) 2) Automated Soxhlet Extraction, Gas Chromatographic/ Mass Spectrometric Method ^(11,26)
28	p-Chloroaniline	1) Soxhlet Extraction, Gas Chromatographic/ Mass Spectrometric Method ^(10,26) 2) Automated Soxhlet Extraction, Gas Chromatographic/ Mass Spectrometric Method ^(11,26)
29	Chlorobenzene	Purge and Trap, Gas Chromatographic/ Mass Spectrometric Method ^(15,25)
30	Chlorodibromomethane	Purge and Trap, Gas Chromatographic/ Mass Spectrometric Method ^(15,25)
31	Chloroform	Purge and Trap, Gas Chromatographic/ Mass Spectrometric Method ^(15,25)
32	2-Chlorophenol	1) Soxhlet Extraction, Gas Chromatographic/ Mass Spectrometric Method ^(10,26) 2) Automated Soxhlet Extraction, Gas Chromatographic/ Mass Spectrometric Method ^(11,26)
33	Chromium	1) Digestion, Inductively Coupled Plasma Method ^(7,16) 2) Digestion, Inductively Coupled Plasma/ Mass Spectrometric Method ^(7,17)
34	Chromium (III)	1) Digestion, Inductively Coupled Plasma Method; Alkaline Digestion, Colorimetric Method; Calculation Method ^(7,8,16,19) 2) Digestion, Inductively Coupled Plasma/ Mass Spectrometric Method; Alkaline Digestion, Colorimetric Method; Calculation Method ^(7,8,17,19)
35	Chromium (VI)	Alkaline Digestion, Colorimetric Method ^(8,19)

ลำดับที่	สารมลพิษ	วิธีวิเคราะห์
36	Chrysene	1) Soxhlet Extraction, Gas Chromatographic/ Mass Spectrometric Method ^(10,26) 2) Automated Soxhlet Extraction, Gas Chromatographic/ Mass Spectrometric Method ^(11,26)
37	Cyanide	Extraction, Distillation, Colorimetric Method ^(27,28,29)
38	2,4-D	1) Soxhlet Extraction, Gas Chromatographic/ Mass Spectrometric Method ^(10,26) 2) Automated Soxhlet Extraction, Gas Chromatographic/ Mass Spectrometric Method ^(11,26)
39	DDD	1) Soxhlet Extraction, Gas Chromatographic/ Mass Spectrometric Method ^(10,26) 2) Automated Soxhlet Extraction, Gas Chromatographic/ Mass Spectrometric Method ^(11,26)
40	DDE	1) Soxhlet Extraction, Gas Chromatographic/ Mass Spectrometric Method ^(10,26) 2) Automated Soxhlet Extraction, Gas Chromatographic/ Mass Spectrometric Method ^(11,26)
41	DDT	1) Soxhlet Extraction, Gas Chromatographic/ Mass Spectrometric Method ^(10,26) 2) Automated Soxhlet Extraction, Gas Chromatographic/ Mass Spectrometric Method ^(11,26)
42	Dibenz(a,h)anthracene	1) Soxhlet Extraction, Gas Chromatographic/ Mass Spectrometric Method ^(10,26) 2) Automated Soxhlet Extraction, Gas Chromatographic/ Mass Spectrometric Method ^(11,26)
43	Di-n-Butyl Phthalate	1) Soxhlet Extraction, Gas Chromatographic/ Mass Spectrometric Method ^(10,26) 2) Automated Soxhlet Extraction, Gas Chromatographic/ Mass Spectrometric Method ^(11,26)
44	1,2-Dichlorobenzene	Purge and Trap, Gas Chromatographic/ Mass Spectrometric Method ^(15,25)
45	1,3-Dichlorobenzene	Purge and Trap, Gas Chromatographic/ Mass Spectrometric Method ^(15,25)
46	1,4-Dichlorobenzene	Purge and Trap, Gas Chromatographic/ Mass Spectrometric Method ^(15,25)
47	3,3-Dichlorobenzidine	1) Soxhlet Extraction, Gas Chromatographic/ Mass Spectrometric Method ^(10,26) 2) Automated Soxhlet Extraction, Gas Chromatographic/ Mass Spectrometric Method ^(11,26)
48	1,1-Dichloroethane	Purge and Trap, Gas Chromatographic/ Mass Spectrometric Method ^(15,25)

ลำดับที่	สารมลพิษ	วิธีวิเคราะห์
49	1,2-Dichloroethane	Purge and Trap, Gas Chromatographic/ Mass Spectrometric Method ^(15,25)
50	1,1-Dichloroethylene	Purge and Trap, Gas Chromatographic/ Mass Spectrometric Method ^(15,25)
51	cis-1,2-Dichloroethylene	Purge and Trap, Gas Chromatographic/ Mass Spectrometric Method ^(15,25)
52	trans-1,2-Dichloroethylene	Purge and Trap, Gas Chromatographic/ Mass Spectrometric Method ^(15,25)
53	2,4-Dichlorophenol	1) Soxhlet Extraction, Gas Chromatographic/ Mass Spectrometric Method ^(10,26) 2) Automated Soxhlet Extraction, Gas Chromatographic/ Mass Spectrometric Method ^(11,26)
54	1,2-Dichloropropane	Purge and Trap, Gas Chromatographic/ Mass Spectrometric Method ^(15,25)
55	1,3-Dichloropropane	Purge and Trap, Gas Chromatographic/ Mass Spectrometric Method ^(15,25)
56	1,3-Dichloropropene	Purge and Trap, Gas Chromatographic/ Mass Spectrometric Method ^(15,25)
57	Dieldrin	1) Soxhlet Extraction, Gas Chromatographic/ Mass Spectrometric Method ^(10,26) 2) Automated Soxhlet Extraction, Gas Chromatographic/ Mass Spectrometric Method ^(11,26)
58	Diethyl Phthalate	1) Soxhlet Extraction, Gas Chromatographic/ Mass Spectrometric Method ^(10,26) 2) Automated Soxhlet Extraction, Gas Chromatographic/ Mass Spectrometric Method ^(11,26)
59	2,4-Dimethylphenol	1) Soxhlet Extraction, Gas Chromatographic/ Mass Spectrometric Method ^(10,26) 2) Automated Soxhlet Extraction, Gas Chromatographic/ Mass Spectrometric Method ^(11,26)
60	2,4-Dinitrophenol	1) Soxhlet Extraction, Gas Chromatographic/ Mass Spectrometric Method ^(10,26) 2) Automated Soxhlet Extraction, Gas Chromatographic/ Mass Spectrometric Method ^(11,26)
61	2,4-Dinitrotoluene	1) Soxhlet Extraction, Gas Chromatographic/ Mass Spectrometric Method ^(10,26) 2) Automated Soxhlet Extraction, Gas Chromatographic/ Mass Spectrometric Method ^(11,26)
62	2,6-Dinitrotoluene	1) Soxhlet Extraction, Gas Chromatographic/ Mass Spectrometric Method ^(10,26) 2) Automated Soxhlet Extraction, Gas Chromatographic/ Mass Spectrometric Method ^(11,26)

ลำดับที่	สารมลพิษ	วิธีวิเคราะห์
63	Di-n-Octyl Phthalate	1) Soxhlet Extraction, Gas Chromatographic/ Mass Spectrometric Method ^(10,26) 2) Automated Soxhlet Extraction, Gas Chromatographic/ Mass Spectrometric Method ^(11,26)
64	Endosulfan	1) Soxhlet Extraction, Gas Chromatographic/ Mass Spectrometric Method ^(10,26) 2) Automated Soxhlet Extraction, Gas Chromatographic/ Mass Spectrometric Method ^(11,26)
65	Endrin	1) Soxhlet Extraction, Gas Chromatographic/ Mass Spectrometric Method ^(10,26) 2) Automated Soxhlet Extraction, Gas Chromatographic/ Mass Spectrometric Method ^(11,26)
66	Ethylbenzene	Purge and Trap, Gas Chromatographic/ Mass Spectrometric Method ^(15,25)
67	Fluoranthene	1) Soxhlet Extraction, Gas Chromatographic/ Mass Spectrometric Method ^(10,26) 2) Automated Soxhlet Extraction, Gas Chromatographic/ Mass Spectrometric Method ^(11,26)
68	Fluorene	1) Soxhlet Extraction, Gas Chromatographic/ Mass Spectrometric Method ^(10,26) 2) Automated Soxhlet Extraction, Gas Chromatographic/ Mass Spectrometric Method ^(11,26)
69	Heptachlor	1) Soxhlet Extraction, Gas Chromatographic/ Mass Spectrometric Method ^(10,26) 2) Automated Soxhlet Extraction, Gas Chromatographic/ Mass Spectrometric Method ^(11,26)
70	Heptachlor epoxide	1) Soxhlet Extraction, Gas Chromatographic/ Mass Spectrometric Method ^(10,26) 2) Automated Soxhlet Extraction, Gas Chromatographic/ Mass Spectrometric Method ^(11,26)
71	Hexachlorobenzene	1) Soxhlet Extraction, Gas Chromatographic/ Mass Spectrometric Method ^(10,26) 2) Automated Soxhlet Extraction, Gas Chromatographic/ Mass Spectrometric Method ^(11,26)
72	Hexachloro-1,3-butadiene	Purge and Trap, Gas Chromatographic/ Mass Spectrometric Method ^(15,25)
73	n-Hexane	1) Purge and Trap, Gas Chromatographic/ Mass Spectrometric Method ^(15,25) 2) Equilibrium Headspace, Gas Chromatographic/ Mass Spectrometric Method ⁽¹³⁾

ลำดับที่	สารมลพิษ	วิธีวิเคราะห์
74	α -HCH	1) Soxhlet Extraction, Gas Chromatographic/ Mass Spectrometric Method ^(10,26) 2) Automated Soxhlet Extraction, Gas Chromatographic/ Mass Spectrometric Method ^(11,26)
75	β -HCH	1) Soxhlet Extraction, Gas Chromatographic/ Mass Spectrometric Method ^(10,26) 2) Automated Soxhlet Extraction, Gas Chromatographic/ Mass Spectrometric Method ^(11,26)
76	γ -HCH	1) Soxhlet Extraction, Gas Chromatographic/ Mass Spectrometric Method ^(10,26) 2) Automated Soxhlet Extraction, Gas Chromatographic/ Mass Spectrometric Method ^(11,26)
77	Hexachlorocyclopentadiene	1) Soxhlet Extraction, Gas Chromatographic/ Mass Spectrometric Method ^(10,26) 2) Automated Soxhlet Extraction, Gas Chromatographic/ Mass Spectrometric Method ^(11,26)
78	Hexachloroethane	1) Soxhlet Extraction, Gas Chromatographic/ Mass Spectrometric Method ^(10,26) 2) Automated Soxhlet Extraction, Gas Chromatographic/ Mass Spectrometric Method ^(11,26)
79	Indeno(1,2,3-cd)pyrene	1) Soxhlet Extraction, Gas Chromatographic/ Mass Spectrometric Method ^(10,26) 2) Automated Soxhlet Extraction, Gas Chromatographic/ Mass Spectrometric Method ^(11,26)
80	Isophorone	1) Soxhlet Extraction, Gas Chromatographic/ Mass Spectrometric Method ^(10,26) 2) Automated Soxhlet Extraction, Gas Chromatographic/ Mass Spectrometric Method ^(11,26)
81	Lead	1) Digestion, Inductively Coupled Plasma Method ^(7,16) 2) Digestion, Inductively Coupled Plasma/ Mass Spectrometric Method ^(7,17)
82	Manganese	1) Digestion, Inductively Coupled Plasma Method ^(7,16) 2) Digestion, Inductively Coupled Plasma/ Mass Spectrometric Method ^(7,17)
83	Mercury	1) Digestion, Cold-Vapor Atomic Absorption Spectrometric Method ⁽²⁰⁾ 2) Thermal Decomposition, Amalgamation, and Atomic Absorption Spectrophotometry ⁽²¹⁾ 3) Digestion, Cold-Vapor Atomic Fluorescence Spectrometric Method ⁽³⁰⁾

ลำดับที่	สารมลพิษ	วิธีวิเคราะห์
84	Methanol	1) Purge and Trap, Gas Chromatographic/ Mass Spectrometric Method ^(15,25) 2) Equilibrium Headspace, Gas Chromatographic/ Mass Spectrometric Method ^(13,25)
85	Methoxychlor	1) Soxhlet Extraction, Gas Chromatographic/ Mass Spectrometric Method ^(10,26) 2) Automated Soxhlet Extraction, Gas Chromatographic/ Mass Spectrometric Method ^(11,26)
86	Methyl Bromide	Purge and Trap, Gas Chromatographic/ Mass Spectrometric Method ^(15,25)
87	Methylene Chloride	Purge and Trap, Gas Chromatographic/ Mass Spectrometric Method ^(15,25)
88	2-methylphenol	1) Soxhlet Extraction, Gas Chromatographic/ Mass Spectrometric Method ^(10,26) 2) Automated Soxhlet Extraction, Gas Chromatographic/ Mass Spectrometric Method ^(11,26)
89	2-Methylnaphthalene	1) Soxhlet Extraction, Gas Chromatographic/ Mass Spectrometric Method ^(10,26) 2) Automated Soxhlet Extraction, Gas Chromatographic/ Mass Spectrometric Method ^(11,26)
90	Methyl tert-Butyl Ether	Purge and Trap, Gas Chromatographic/ Mass Spectrometric Method ^(15,25)
91	Naphthalene	1) Soxhlet Extraction, Gas Chromatographic/ Mass Spectrometric Method ^(10,26) 2) Automated Soxhlet Extraction, Gas Chromatographic/ Mass Spectrometric Method ^(11,26)
92	Nickel	1) Digestion, Inductively Coupled Plasma Method ^(7,16) 2) Digestion, Inductively Coupled Plasma/ Mass Spectrometric Method ^(7,17)
93	Nitrobenzene	1) Soxhlet Extraction, Gas Chromatographic/ Mass Spectrometric Method ^(10,26) 2) Automated Soxhlet Extraction, Gas Chromatographic/ Mass Spectrometric Method ^(11,26)
94	N-Nitrosodiphenylamine	1) Soxhlet Extraction, Gas Chromatographic/ Mass Spectrometric Method ^(10,26) 2) Automated Soxhlet Extraction, Gas Chromatographic/ Mass Spectrometric Method ^(11,26)
95	N-Nitrosodi-n-propylamine	1) Soxhlet Extraction, Gas Chromatographic/ Mass Spectrometric Method ^(10,26) 2) Automated Soxhlet Extraction, Gas Chromatographic/ Mass Spectrometric Method ^(11,26)

ลำดับที่	สารมลพิษ	วิธีวิเคราะห์
96	Polychlorinated biphenyls (PCBs) - Aroclor 1016 - Aroclor 1221 - Aroclor 1232 - Aroclor 1242 - Aroclor 1248 - Aroclor 1254 - Aroclor 1260 - 2-Chlorobiphenyl - 2,2',3,5'-Tetrachlorobiphenyl - 2,2',5,5'-Tetrachlorobiphenyl - 2,3',4,4'-Tetrachlorobiphenyl - 2,2',3,4,5'-Pentachlorobiphenyl - 2,2',4,5,5'-Pentachlorobiphenyl - 2,3,3',4',6-Pentachlorobiphenyl - 2,2',3,4,4',5'-Hexachlorobiphenyl - 2,2',3,4,5,5'-Hexachlorobiphenyl - 2,2',3,5,5',6-Hexachlorobiphenyl - 2,2',4,4',5,5'-Hexachlorobiphenyl - 2,2',3,3',4,4',5-Heptachlorobiphenyl - 2,2',3,4,4',5,5'-Heptachlorobiphenyl - 2,2',3,4,4',5,5',6-Heptachlorobiphenyl - 2,2',3,4',5,5',6-Heptachlorobiphenyl - 2,2',3,3',4,4',5,5',6-Nonachlorobiphenyl	1) Soxhlet Extraction, Gas Chromatographic/ Mass Spectrometric Method ^(10,26) 2) Automated Soxhlet Extraction, Gas Chromatographic/ Mass Spectrometric Method ^(11,26)
97	Pentachlorophenol	1) Soxhlet Extraction, Gas Chromatographic/ Mass Spectrometric Method ^(10,26) 2) Automated Soxhlet Extraction, Gas Chromatographic/ Mass Spectrometric Method ^(11,26)
98	Phenanthrene	1) Soxhlet Extraction, Gas Chromatographic/ Mass Spectrometric Method ^(10,26) 2) Automated Soxhlet Extraction, Gas Chromatographic/ Mass Spectrometric Method ^(11,26)

ลำดับที่	สารมลพิษ	วิธีวิเคราะห์
99	Phenol	1) Soxhlet Extraction, Gas Chromatographic/ Mass Spectrometric Method ^(10,26) 2) Automated Soxhlet Extraction, Gas Chromatographic/ Mass Spectrometric Method ^(11,26)
100	Pyrene	1) Soxhlet Extraction, Gas Chromatographic/ Mass Spectrometric Method ^(10,26) 2) Automated Soxhlet Extraction, Gas Chromatographic/ Mass Spectrometric Method ^(11,26)
101	Selenium	1) Digestion, Inductively Coupled Plasma Method ^(7,16) 2) Digestion, Inductively Coupled Plasma/ Mass Spectrometric Method ^(7,17)
102	Silver	1) Digestion, Inductively Coupled Plasma Method ^(7,16) 2) Digestion, Inductively Coupled Plasma/ Mass Spectrometric Method ^(7,17)
103	Styrene	Purge and Trap, Gas Chromatographic/ Mass Spectrometric Method ^(15,25)
104	1,1,2,2-Tetrachloroethane	Purge and Trap, Gas Chromatographic/ Mass Spectrometric Method ^(15,25)
105	Tetrachloroethylene	Purge and Trap, Gas Chromatographic/ Mass Spectrometric Method ^(15,25)
106	Toluene	Purge and Trap, Gas Chromatographic/ Mass Spectrometric Method ^(15,25)
107	Toxaphene	1) Soxhlet Extraction, Gas Chromatographic/ Mass Spectrometric Method ^(10,26) 2) Automated Soxhlet Extraction, Gas Chromatographic/ Mass Spectrometric Method ^(11,26)
108	TPH (C ₅ -C ₉)	Purge and Trap, Gas Chromatographic/ Mass Spectrometric Method ^(15,25)
109	TPH (C ₉ -C ₁₆)	1) Automate Extraction, Gas Chromatographic Method ^(11,22) 2) Solvent Extraction, Gas Chromatographic Method ^(12,22) 3) Ultrasonic Extraction, Gas Chromatographic Method ^(22,31)
110	TPH (C ₁₆ -C ₃₅)	1) Automate Extraction, Gas Chromatographic Method ^(11,22) 2) Solvent Extraction, Gas Chromatographic Method ^(12,22) 3) Ultrasonic Extraction, Gas Chromatographic Method ^(22,31)
111	1,2,4-Trichlorobenzene	Purge and Trap, Gas Chromatographic/ Mass Spectrometric Method ^(15,25)
112	1,1,1-Trichloroethane	Purge and Trap, Gas Chromatographic/ Mass Spectrometric Method ^(15,25)
113	1,1,2-Trichloroethane	Purge and Trap, Gas Chromatographic/ Mass Spectrometric Method ^(15,25)
114	Trichloroethylene	Purge and Trap, Gas Chromatographic/ Mass Spectrometric Method ^(15,25)

ลำดับที่	สารมลพิษ	วิธีวิเคราะห์
115	2,4,5-Trichlorophenol	1) Soxhlet Extraction, Gas Chromatographic/ Mass Spectrometric Method ^(10,26) 2) Automated Soxhlet Extraction, Gas Chromatographic/ Mass Spectrometric Method ^(11,26)
116	2,4,6-Trichlorophenol	1) Soxhlet Extraction, Gas Chromatographic/ Mass Spectrometric Method ^(10,26) 2) Automated Soxhlet Extraction, Gas Chromatographic/ Mass Spectrometric Method ^(11,26)
117	1,3,5-Trimethylbenzene	Purge and Trap, Gas Chromatographic/ Mass Spectrometric Method ^(15,25)
118	Vanadium	1) Digestion, Inductively Coupled Plasma Method ^(7,16) 2) Digestion, Inductively Coupled Plasma/ Mass Spectrometric Method ^(7,17)
119	Vinyl Acetate	Purge and Trap, Gas Chromatographic/ Mass Spectrometric Method ^(15,25)
120	Vinyl Chloride	Purge and Trap, Gas Chromatographic/ Mass Spectrometric Method ^(15,25)
121	m-Xylene	Purge and Trap, Gas Chromatographic/ Mass Spectrometric Method ^(15,25)
122	o-Xylene	Purge and Trap, Gas Chromatographic/ Mass Spectrometric Method ^(15,25)
123	p-Xylene	Purge and Trap, Gas Chromatographic/ Mass Spectrometric Method ^(15,25)
124	Xylene (Total)	Purge and Trap, Gas Chromatographic/ Mass Spectrometric Method ^(15,25)
125	Zinc	1) Digestion, Inductively Coupled Plasma Method ^(7,16) 2) Digestion, Inductively Coupled Plasma/ Mass Spectrometric Method ^(7,17)

เอกสารอ้างอิง

- กระทรวงอุตสาหกรรม. ประกาศกระทรวงอุตสาหกรรม, พ.ศ. 2566. เรื่อง การจัดการสิ่งปฏิกูลหรือวัสดุที่ไม่ใช้แล้ว. ราชกิจจานุเบกษา. 31 พฤษภาคม 2566. เล่มที่ 140 ตอนพิเศษ 126 ง.
- กระทรวงอุตสาหกรรม. ประกาศกระทรวงอุตสาหกรรม, พ.ศ. 2549. เรื่อง กำหนดค่าปริมาณเคมีภัณฑ์ที่เจือปนในอากาศที่ระบายออกจากปล่องของหม้อน้ำโรงสีข้าวที่ใช้แก๊สเป็นเชื้อเพลิง. ราชกิจจานุเบกษา. 4 ธันวาคม 2549. เล่มที่ 123 ตอนพิเศษ 125 ง.
- สมาคมวิศวกรรมสิ่งแวดล้อมแห่งประเทศไทย. คู่มือวิเคราะห์น้ำเสีย. พิมพ์ครั้งที่ 4. กรุงเทพฯ: เรือนแก้วการพิมพ์, 2547.
- APHA, AWWA, WEF. Standard Methods for the Examination of Water and Wastewater. 24th ed. Washington, DC: APHA, 2023.

- United States Environmental Protection Agency. Standards of Performance for New Stationary Sources. 40 CFR 60. Appendix A, 2023.
- United States Environmental Protection Agency. Test Methods for Evaluating Solid Waste Physical/Chemical Methods. SW-846, 2014.
- United States Environmental Protection Agency. Test Methods for Evaluating Solid Waste Physical/Chemical Methods. Acid Digestion of Sludges and Sediments and Soils. SW-846 Method 3050B, 1996.
- United States Environmental Protection Agency. Test Methods for Evaluating Solid Waste Physical/Chemical Methods. Alkaline Digestion for Hexavalent Chromium. SW-846 Method 3060A, 1996.
- United States Environmental Protection Agency. Test Methods for Evaluating Solid Waste Physical/Chemical Methods. Separatory Funnel Liquid-Liquid Extraction. SW-846 Method 3510C, 1996.
- United States Environmental Protection Agency. Test Methods for Evaluating Solid Waste Physical/Chemical Methods. Soxhlet Extraction. SW-846 Method 3540C, 1996.
- United States Environmental Protection Agency. Test Methods for Evaluating Solid Waste Physical/Chemical Methods. Automated Soxhlet Extraction. SW-846 Method 3541, 1994.
- United States Environmental Protection Agency. Test Methods for Evaluating Solid Waste Physical/Chemical Methods. Microscale Solvent Extraction (MSE). SW-846 Method 3570, 2002.
- United States Environmental Protection Agency. Test Methods for Evaluating Solid Waste Physical/Chemical Methods. Volatile Organic Compounds (VOCs) in Various Sample Matrices Using Equilibrium Headspace Analysis. SW-846 Method 5021A, 2014.
- United States Environmental Protection Agency. Test Methods for Evaluating Solid Waste Physical/Chemical Methods. Purge-and-Trap for Aqueous Samples. SW-846 Method 5030B, 1996.
- United States Environmental Protection Agency. Test Methods for Evaluating Solid Waste Physical/Chemical Methods. Closed-System Purge-and-Trap and Extraction for Volatile Organics in Soil and Waste Samples. SW-846 Method 5035, 1996.
- United States Environmental Protection Agency. Test Methods for Evaluating Solid Waste Physical/Chemical Methods. Inductively Coupled Plasma-Atomic Emission Spectrometry. SW-846 Method 6010B, 1996.
- United States Environmental Protection Agency. Test Methods for Evaluating Solid Waste Physical/Chemical Methods. Inductively Coupled Plasma-Mass Spectrometry. SW-846 Method 6020A, 2007.
- United States Environmental Protection Agency. Test Methods for Evaluating Solid Waste Physical/Chemical Methods. Antimony and Arsenic (Atomic Absorption, Borohydride Reduction). SW-846 Method 7062, 1994. เพิ่มใหม่
- United States Environmental Protection Agency. Test Methods for Evaluating Solid Waste Physical/Chemical Methods. Chromium, Hexavalent (Colorimetric). SW-846 Method 7196A, 1992.

20. United States Environmental Protection Agency. Test Methods for Evaluating Solid Waste Physical/Chemical Methods. Mercury in Solid or Semisolid Waste (Manual Cold-Vapor Technique). SW-846 Method 7471B, 2007.

21. United States Environmental Protection Agency. Test Methods for Evaluating Solid Waste Physical/Chemical Methods. Mercury in Solids and Solutions by Thermal Decomposition, Amalgamation, and Atomic Absorption Spectrophotometry. SW-846 Method 7473, 2007.

22. United States Environmental Protection Agency. Test Methods for Evaluating Solid Waste Physical/Chemical Methods. Nonhalogenated Organics by Gas Chromatography. SW-846 Method 8015C, 2007.

23. United States Environmental Protection Agency. Test Methods for Evaluating Solid Waste Physical/Chemical Methods. pH Electrometric Measurement. SW-846 Method 9040C, 2004.

24. United States Environmental Protection Agency. Test Methods for Evaluating Solid Waste Physical/Chemical Methods. Soil and Waste pH. SW-846 Method 9045D, 2004.

25. United States Environmental Protection Agency. Test Methods for Evaluating Solid Waste Physical/Chemical Methods. Volatile Organic Compounds by Gas Chromatography/Mass Spectrometry (GC/MS). SW-846 Method 8260D, 2018.

26. United States Environmental Protection Agency. Test Methods for Evaluating Solid Waste Physical/Chemical Methods. Semivolatile Organic Compounds by Gas Chromatography/Mass Spectrometry (GC/MS). SW-846 Method 8270E, 2018.

27. United States Environmental Protection Agency. Test Methods for Evaluating Solid Waste Physical/Chemical Methods. Total and Amenable Cyanide: Distillation SW-846 Method 9010B, 1996.

28. United States Environmental Protection Agency. Test Methods for Evaluating Solid Waste Physical/Chemical Methods. Cyanide Extraction Procedure for Solids and Oil. SW-846 Method 9013A, 1996.

29. United States Environmental Protection Agency. Test Methods for Evaluating Solid Waste Physical/Chemical Methods. Cyanide in Waters and Extracts Using Titrimetric and Manual Spectrophotometric Procedures. SW-846 Method 9014, 2014.

30. United States Environmental Protection Agency. Test Methods for Evaluating Solid Waste Physical/Chemical Methods. Mercury in Sediment and Tissue Samples by Atomic Fluorescence Spectrometry. SW-846 Method 7474, 2007.

31. United States Environmental Protection Agency. Test Methods for Evaluating Solid Waste Physical/Chemical Methods. Ultrasonic Extraction. SW-846 Method 3550C, 2007.



ที่ อก ๐๓๓๐(๑)/ ๔๑๒๑

กรมโรงงานอุตสาหกรรม
ถนนพระรามที่ ๖ แขวงทุ่งพญาไท
เขตราชเทวี กรุงเทพฯ ๑๐๔๐๐

๒๕ เมษายน ๒๕๖๗

เรื่อง เปลี่ยนแปลงบุคลากรของห้องปฏิบัติการวิเคราะห์

เรียน กรรมการผู้จัดการ บริษัท เอแอลเอส แลบอราทอรี กรุ๊ป (ประเทศไทย) จำกัด

อ้างถึง คำขอขึ้นทะเบียน/ต่ออายุ/เปลี่ยนแปลงบุคลากร และชนิดสารมลพิษของห้องปฏิบัติการวิเคราะห์เอกชน
ลงวันที่ ๒๙ มีนาคม ๒๕๖๗

ตามคำขอที่อ้างถึง บริษัท เอแอลเอส แลบอราทอรี กรุ๊ป (ประเทศไทย) จำกัด ห้องปฏิบัติการวิเคราะห์เอกชน เลขทะเบียน ว-๒๐๔ สถานที่ตั้งเลขที่ ๑๐๔ ซอยพัฒนาการ ๔๐ ถนนพัฒนาการ แขวงพัฒนาการ เขตสวนหลวง กรุงเทพมหานคร ขอเปลี่ยนแปลงบุคลากร ความละเอียดแจ้งแล้ว นั้น

กรมโรงงานอุตสาหกรรมพิจารณาแล้ว มีความเห็นดังนี้

๑. ให้ยกเลิกเจ้าหน้าที่ประจำห้องปฏิบัติการวิเคราะห์ จำนวน ๓ ราย

๑) นางสาวพรรณธิดา พุ่มคง	ทะเบียนเลขที่ ว-๒๐๔-จ-๐๐๖๕
๒) นายกำชัย สุทธะ	ทะเบียนเลขที่ ว-๒๐๔-จ-๐๑๒๑
๓) นางสาวศุภรดา ปันมยุรา	ทะเบียนเลขที่ ว-๒๐๔-จ-๐๑๓๘

๒. ให้เพิ่มเจ้าหน้าที่ห้องปฏิบัติการวิเคราะห์เอกชน จำนวน ๑๒ ราย

๑) นางสาวฐานิดา กลิ่นเขียว	ทะเบียนเลขที่ ว-๒๐๔-จ-๐๑๘๒
๒) นางสาวกัญญภัสสร สายคำ	ทะเบียนเลขที่ ว-๒๐๔-จ-๐๑๘๓
๓) นางสาวณัฐนันท์ กันทะวงศ์	ทะเบียนเลขที่ ว-๒๐๔-จ-๐๑๘๔
๔) นายอำนาจ วงษาเคน	ทะเบียนเลขที่ ว-๒๐๔-จ-๐๑๘๕
๕) นายกฤษณพล ปัญญาวงศ์	ทะเบียนเลขที่ ว-๒๐๔-จ-๐๑๘๖
๖) นายณชากร ทรธรา	ทะเบียนเลขที่ ว-๒๐๔-จ-๐๑๘๗
๗) นายวัชรินทร์ ม่องสามสวน	ทะเบียนเลขที่ ว-๒๐๔-จ-๐๑๘๘
๘) นายณัฐพงศ์ โสภา	ทะเบียนเลขที่ ว-๒๐๔-จ-๐๑๘๙
๙) นายศักรินทร์ ปานเพ็ง	ทะเบียนเลขที่ ว-๒๐๔-จ-๐๑๙๐
๑๐) นายณัฐพล ชุ่มชื่น	ทะเบียนเลขที่ ว-๒๐๔-จ-๐๑๙๑
๑๑) นายธนา สุพาพันธ์ุ	ทะเบียนเลขที่ ว-๒๐๔-จ-๐๑๙๒
๑๒) นายนราธร แก้วพงษ์ชา	ทะเบียนเลขที่ ว-๒๐๔-จ-๐๑๙๓

อนึ่ง หนังสือฉบับนี้...

อนึ่ง หนังสือฉบับนี้จะหมดอายุพร้อมหนังสือต่ออายุรับขึ้นทะเบียนห้องปฏิบัติการวิเคราะห์เอกชน
ในวันที่ ๒ กันยายน ๒๕๖๙

จึงเรียนมาเพื่อทราบ

ขอแสดงความนับถือ


(นายพยศ กลั่นกรอง)
รองอธิบดี ปฏิบัติราชการแทน
อธิบดีกรมโรงงานอุตสาหกรรม

กองวิจัยและเตือนภัยมลพิษโรงงาน

กลุ่มมาตรฐานวิธีการวิเคราะห์ทดสอบมลพิษและทะเบียนห้องปฏิบัติการ

โทร. ๐ ๒๔๓๐ ๖๓๑๒ ต่อ ๒๑๐๓-๕

โทรสาร ๐ ๒๔๓๐ ๖๓๑๒ ต่อ ๒๑๙๙

ไปรษณีย์อิเล็กทรอนิกส์ saraban@diw.mail.go.th



ที่ อก ๐๓๑๐(๑)/ ๑๒๓๖๘ /

กรมโรงงานอุตสาหกรรม

ถนนพระรามที่ ๖ แขวงทุ่งพญาไท

เขตราชเทวี กรุงเทพฯ ๑๐๔๐๐

๑๘ ธันวาคม ๒๕๖๗

เรื่อง ยกเลิกบุคลากรของห้องปฏิบัติการวิเคราะห์

เรียน กรรมการผู้จัดการ บริษัท เอแอลเอส แลборาทอรี กรุ๊ป (ประเทศไทย) จำกัด

อ้างถึง คำขอขึ้นทะเบียน/ต่ออายุ/เปลี่ยนแปลงบุคลากร และชนิดสารมลพิษของห้องปฏิบัติการวิเคราะห์เอกชน
ลงวันที่ ๒ ธันวาคม ๒๕๖๗

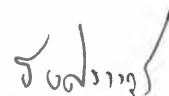
ตามคำขอที่อ้างถึง บริษัท เอแอลเอส แลборาทอรี กรุ๊ป (ประเทศไทย) จำกัด ห้องปฏิบัติการ
วิเคราะห์เอกชน เลขทะเบียน ว-๒๐๔ สถานที่ตั้งเลขที่ ๑๐๔ ซอยพัฒนาการ ๔๐ ถนนพัฒนาการ แขวงพัฒนาการ
เขตสวนหลวง กรุงเทพมหานคร ขอยกเลิกบุคลากร ความละเอียดแจ้งแล้ว นั้น

กรมโรงงานอุตสาหกรรมพิจารณาแล้ว ให้ยกเลิกเจ้าหน้าที่ประจำห้องปฏิบัติการวิเคราะห์
จำนวน ๘ ราย ได้แก่

๑) นายประพจน์ วรรณชูชัย	ทะเบียนเลขที่ ว-๒๐๔-จ-๐๐๖๐
๒) นายจิรณัฐ ขวละอ	ทะเบียนเลขที่ ว-๒๐๔-จ-๐๐๗๒
๓) นายพีรพัฒน์ กำคำ	ทะเบียนเลขที่ ว-๒๐๔-จ-๐๑๐๘
๔) นางสาวอรยา คำคล่อง	ทะเบียนเลขที่ ว-๒๐๔-จ-๐๑๓๔
๕) นายกิตติพงศ์ แซ่ลี	ทะเบียนเลขที่ ว-๒๐๔-จ-๐๑๔๔
๖) นายจิรเมธ ประเสริฐสิริพงศ์	ทะเบียนเลขที่ ว-๒๐๔-จ-๐๑๖๐
๗) นายภัทรพงษ์ มณฑาทอง	ทะเบียนเลขที่ ว-๒๐๔-จ-๐๑๖๗
๘) นางสาวจากรวรรณ กระจำพันธุ์	ทะเบียนเลขที่ ว-๒๐๔-จ-๐๑๘๑

จึงเรียนมาเพื่อทราบ

ขอแสดงความนับถือ


(นายอิทธิทัศน์ อิศรางกูร ณ อยุธยา)
รองอธิบดี ปฏิบัติราชการแทน
อธิบดีกรมโรงงานอุตสาหกรรม

กองวิจัยและเตือนภัยมลพิษโรงงาน

กลุ่มมาตรฐานวิธีการวิเคราะห์ทดสอบมลพิษและทะเบียนห้องปฏิบัติการ

โทร. ๐ ๒๔๓๐ ๖๓๑๒ ต่อ ๒๑๐๓-๕

โทรสาร ๐ ๒๔๓๐ ๖๓๑๒ ต่อ ๒๑๙๙

ไปรษณีย์อิเล็กทรอนิกส์ saraban@diw.mail.go.th



๑๖) นายณัฏฐพล ถักกลาง
๑๗) นายศุภณัฐ พิสัยพันธ์
๑๘) นายวสันต์ คินันติ
๑๙) นายวรัญญู ฉิมพาลี
๒๐) นายศุภณัฐ สุกฤตติมศักดิ์
๒๑) นายเอกชัย ถันทอง
๒๒) นายพงษ์เทพ สิทธิเลาะ
๒๓) นายทินกร กุมภาชี
๒๔) นางสาวนันทยา เบญจพันธ์
๒๕) นายสิทธิชัย ยันพิมาย
๒๖) นางสาวปภาณิน หลอดทอง
๒๗) นางสาวพวงนา สีดา
๒๘) นางสาวอนิตา กุลศิริวงศ์
๒๙) นายพิทยา ทองแดง
๓๐) นางสาวชลธิชา สุนงกษ
๓๑) ว่าที่ร้อยตรี ธรณชัย ม่วงมา
๓๒) นายวรารุณ ทัพพา
๓๓) นายศักดิ์นรินทร์ จรัสกาย
๓๔) นายสุรศักดิ์ สาชิน
๓๕) นายสฤพร ถาแก้ว
๓๖) นายสุทธิดำรง โชคปิตินันท์
๓๗) นายวิมลภัก หนัไชยเนาว์
๓๘) นางสาววนาลี เจริญตระกูล
๓๙) นายธนะสิทธิ์ วงศ์ไชย
๔๐) นายชัยนุสรณ์ เลิศนันท์กุลชัย
๔๑) นายลัจจา เพ็ชรแสง
๔๒) นายกัณตภณ มณีสัมพันธ์
๔๓) นายชารินทร์ อ็อกจินดา
๔๔) นายศุภชัย วงศ์สุริย์ฉาย
๔๕) นายไสว ตันโพธิ์
๔๖) นางสาวกิตติยา สัญญาอริยาภรณ์
๔๗) นางสาวธิดารัตน์ ศิริมงคลไร
๔๘) นายพิพัฒน์ นิกัทธิเศรษฐ์
๔๙) นายศิริวิทย์ เรืองสม
๕๐) นายปารามศ สัตยาคุณ
๕๑) นายนฤนาถ ธรรมสระ
๕๒) นางสาวศุภรัตน์ โสจันทร์

ทะเบียนเลขที่ ว-๓๒๓-จ-๐๐๑๗
ทะเบียนเลขที่ ว-๓๒๓-จ-๐๐๑๘
ทะเบียนเลขที่ ว-๓๒๓-จ-๐๐๑๙
ทะเบียนเลขที่ ว-๓๒๓-จ-๐๐๒๐
ทะเบียนเลขที่ ว-๓๒๓-จ-๐๐๒๑
ทะเบียนเลขที่ ว-๓๒๓-จ-๐๐๒๒
ทะเบียนเลขที่ ว-๓๒๓-จ-๐๐๒๓
ทะเบียนเลขที่ ว-๓๒๓-จ-๐๐๒๔
ทะเบียนเลขที่ ว-๓๒๓-จ-๐๐๒๕
ทะเบียนเลขที่ ว-๓๒๓-จ-๐๐๒๖
ทะเบียนเลขที่ ว-๓๒๓-จ-๐๐๒๗
ทะเบียนเลขที่ ว-๓๒๓-จ-๐๐๒๘
ทะเบียนเลขที่ ว-๓๒๓-จ-๐๐๒๙
ทะเบียนเลขที่ ว-๓๒๓-จ-๐๐๓๐
ทะเบียนเลขที่ ว-๓๒๓-จ-๐๐๓๑
ทะเบียนเลขที่ ว-๓๒๓-จ-๐๐๓๒
ทะเบียนเลขที่ ว-๓๒๓-จ-๐๐๓๓
ทะเบียนเลขที่ ว-๓๒๓-จ-๐๐๓๔
ทะเบียนเลขที่ ว-๓๒๓-จ-๐๐๓๕
ทะเบียนเลขที่ ว-๓๒๓-จ-๐๐๓๖
ทะเบียนเลขที่ ว-๓๒๓-จ-๐๐๓๗
ทะเบียนเลขที่ ว-๓๒๓-จ-๐๐๓๘
ทะเบียนเลขที่ ว-๓๒๓-จ-๐๐๓๙
ทะเบียนเลขที่ ว-๓๒๓-จ-๐๐๔๐
ทะเบียนเลขที่ ว-๓๒๓-จ-๐๐๔๑
ทะเบียนเลขที่ ว-๓๒๓-จ-๐๐๔๒
ทะเบียนเลขที่ ว-๓๒๓-จ-๐๐๔๓
ทะเบียนเลขที่ ว-๓๒๓-จ-๐๐๔๔
ทะเบียนเลขที่ ว-๓๒๓-จ-๐๐๔๕
ทะเบียนเลขที่ ว-๓๒๓-จ-๐๐๔๖
ทะเบียนเลขที่ ว-๓๒๓-จ-๐๐๔๗
ทะเบียนเลขที่ ว-๓๒๓-จ-๐๐๔๘
ทะเบียนเลขที่ ว-๓๒๓-จ-๐๐๔๙
ทะเบียนเลขที่ ว-๓๒๓-จ-๐๐๕๐
ทะเบียนเลขที่ ว-๓๒๓-จ-๐๐๕๑
ทะเบียนเลขที่ ว-๓๒๓-จ-๐๐๕๒
ทะเบียนเลขที่ ว-๓๒๓-จ-๐๐๕๓

๕๒) นายพชรกร...

ที่ อก ๐๓๒๐/ ๗ ๙ ๓ ๘



กรมโรงงานอุตสาหกรรม
ถนนพระรามที่ ๖ แขวงทุ่งพญาไท
เขตราชเทวี กรุงเทพฯ ๑๐๔๐๐

๐๔ สิงหาคม ๒๕๖๗

เรื่อง ต่ออายุหนังสือรับขึ้นทะเบียนห้องปฏิบัติการวิเคราะห์เอกชน

เรียน กรรมการผู้จัดการ บริษัท เอแอลเอส แลบอราทอรี กรุ๊ป (ประเทศไทย) จำกัด

อ้างถึง คำขอขึ้นทะเบียน/ต่ออายุ/เปลี่ยนแปลงบุคลากร และชนิดสารมลพิษของห้องปฏิบัติการวิเคราะห์
เอกชน ลงวันที่ ๒๗ พฤษภาคม ๒๕๖๗

สิ่งที่ส่งมาด้วย เอกสารแนบท้ายหนังสือต่ออายุรับขึ้นทะเบียนห้องปฏิบัติการวิเคราะห์เอกชน
บริษัท เอแอลเอส แลบอราทอรี กรุ๊ป (ประเทศไทย) จำกัด จำนวน ๓ แผ่น

ตามคำขอที่อ้างถึง บริษัท เอแอลเอส แลบอราทอรี กรุ๊ป (ประเทศไทย) จำกัด ขอต่ออายุ
หนังสือรับขึ้นทะเบียนห้องปฏิบัติการวิเคราะห์เอกชน เลขทะเบียน ว-๓๒๓ สถานที่ตั้งเลขที่ ๖๑๖/๑๐ หมู่ที่ ๕
ตำบลแม่น้ำคู้ อำเภอลวกแดง จังหวัดระยอง ต่อกรมโรงงานอุตสาหกรรม นั้น

กรมโรงงานอุตสาหกรรมพิจารณาแล้ว ให้บริษัท เอแอลเอส แลบอราทอรี กรุ๊ป (ประเทศไทย)
จำกัด ต่ออายุหนังสือรับขึ้นทะเบียนห้องปฏิบัติการวิเคราะห์เอกชน โดยมีองค์ประกอบดังนี้

ก. ผู้ควบคุมห้องปฏิบัติการวิเคราะห์เอกชน

๑) นายเดช ช่างชน	ทะเบียนเลขที่ ว-๓๒๓-ค-๐๐๐๑
๒) นางวิลาวัลย์ บริรักษ์	ทะเบียนเลขที่ ว-๓๒๓-ค-๐๐๐๒
๓) นายสุพจน์ สลามเต๊ะ	ทะเบียนเลขที่ ว-๓๒๓-ค-๐๐๐๓

ข. เจ้าหน้าที่ห้องปฏิบัติการวิเคราะห์เอกชน

๑) นายณัฐพงษ์ เฟื่องชานา	ทะเบียนเลขที่ ว-๓๒๓-จ-๐๐๐๑
๒) นางสาวกัลยพรรณ รักดี	ทะเบียนเลขที่ ว-๓๒๓-จ-๐๐๐๒
๓) นางสาวจุฑารัตน์ สิทองหลา	ทะเบียนเลขที่ ว-๓๒๓-จ-๐๐๐๓
๔) นางสาวจิตสุภา ประเทืองสุข	ทะเบียนเลขที่ ว-๓๒๓-จ-๐๐๐๔
๕) นายสรเสรีญ คุยกฤษฎ	ทะเบียนเลขที่ ว-๓๒๓-จ-๐๐๐๕
๖) นายณัฐวุฒิ ออมพรมราช	ทะเบียนเลขที่ ว-๓๒๓-จ-๐๐๐๖
๗) นายจิตรกร สีวะสา	ทะเบียนเลขที่ ว-๓๒๓-จ-๐๐๐๗
๘) นายสิทวิชญ์ สุวรรณรัตน์	ทะเบียนเลขที่ ว-๓๒๓-จ-๐๐๐๘
๙) นายสิทธิพันธ์ แสนชีว	ทะเบียนเลขที่ ว-๓๒๓-จ-๐๐๐๙
๑๐) นายอนุคนธ์ เตมา	ทะเบียนเลขที่ ว-๓๒๓-จ-๐๐๑๐
๑๑) นายสุวิทย์ นราพงษ์	ทะเบียนเลขที่ ว-๓๒๓-จ-๐๐๑๑
๑๒) นายณัฐพล เจียงวรีวงศ์	ทะเบียนเลขที่ ว-๓๒๓-จ-๐๐๑๓
๑๓) นายชานนท์ บุญชื่น	ทะเบียนเลขที่ ว-๓๒๓-จ-๐๐๑๔
๑๔) นายณัฐกานต์ วงศ์อินทร์อยู่	ทะเบียนเลขที่ ว-๓๒๓-จ-๐๐๑๕
๑๕) นายอานนท์ โพธิ์พระทอง	ทะเบียนเลขที่ ว-๓๒๓-จ-๐๐๑๖

๑๖) นายณัฏฐพล...

เอกสารแนบท้ายหนังสือเปลี่ยนแปลงสารมลพิษของห้องปฏิบัติการวิเคราะห์เอกชน
บริษัท เอแอลเอส แลบบอราทอรี กรุ๊ป (ประเทศไทย) จำกัด เลขทะเบียน ว-๓๒๓๓
ที่ ออก ๐๓๒๐/ ๗๙๓ ๘ ลงวันที่ ๐๔ สิงหาคม ๒๕๖๗

ขอขยายสารมลพิษที่ได้รับขึ้นทะเบียนจากกรมโรงงานอุตสาหกรรม จำนวน ๒๔ รายการ
น้ำเสีย จำนวน 14 รายการ

ลำดับ ที่	สารมลพิษ	วิธีวิเคราะห์
1	Biochemical Oxygen Demand	1) 5-Day BOD Test, Membrane Electrode Method ^[2] 2) 5-Day BOD Test, Azide Modification Method ^[2]
2	Chemical Oxygen Demand	1) Open Reflux, Titrimetric Method ^[2] 2) Closed Reflux, Colorimetric Method ^[2] 3) Closed Reflux, Titrimetric Method ^[2]
3	Color	ADMI Weighted-Ordinate Spectrophotometric Method ^[2]
4	Cyanide	Distillation, Colorimetric Method ^[2]
5	Formaldehyde	Distillation, Colorimetric Method ^[1]
6	Free Chlorine	DPD Ferrous Titrimetric Method ^[2]
7	Oil and Grease	Liquid-Liquid, Partition-Gravimetric Method ^[2]
8	pH	Electrometric Method ^[2]
9	Phenols	1) Distillation, Chloroform Extraction Method ^[2] 2) Distillation, Direct Photometric Method ^[2]
10	Sulfide	ZnS Precipitation, Iodometric Method ^[2]
11	Temperature	Field Method ^[2]
12	Total Dissolved Solids	Dried at 180 °C ^[2]
13	Total Kjeldahl Nitrogen	Semi-Macro Kjeldahl Method ^[2]
14	Total Suspended Solids	Dried at 103-105 °C ^[2]

น้ำได้ดิน จำนวน 3 รายการ

ลำดับ ที่	สารมลพิษ	วิธีวิเคราะห์
1	Cyanide	Distillation, Colorimetric Method ^[2]
2	pH	Electrometric Method ^[2]
3	Phenols	Distillation, Direct Photometric Method ^[2]

อากาศเสีย...

๕๒) นายพรกร เจ็งเจริญ ทะเบียนเลขที่ ว-๓๒๓-จ-๐๐๕๔
๕๓) นายทิวากร เชื้อมาก ทะเบียนเลขที่ ว-๓๒๓-จ-๐๐๕๕
๕๔) นายอนุรักษ์ ทองขจรศักดิ์ ทะเบียนเลขที่ ว-๓๒๓-จ-๐๐๕๖
๕๕) นายอภิชาติ วิลาศ ทะเบียนเลขที่ ว-๓๒๓-จ-๐๐๕๗
๕๖) นายจรัสศรี ศรีรักษา ทะเบียนเลขที่ ว-๓๒๓-จ-๐๐๕๘
๕๘) นายประสานมิตร เชื้อนเพชร ทะเบียนเลขที่ ว-๓๒๓-จ-๐๐๕๙
๕๙) นายภาณุวัฒน์ วังบง ทะเบียนเลขที่ ว-๓๒๓-จ-๐๐๖๐
๖๐) นายสันติ ชัยชนะ ทะเบียนเลขที่ ว-๓๒๓-จ-๐๐๖๑
๖๑) นายทินกร กุลชาติ ทะเบียนเลขที่ ว-๓๒๓-จ-๐๐๖๒

ค. ขอขยายชนิดสารมลพิษที่ได้รับขึ้นทะเบียนให้วิเคราะห์ในน้ำเสีย น้ำใต้ดิน อากาศเสีย
ตามสิ่งที่ส่งมาด้วย

หนังสือฉบับนี้จะหมดอายุในวันที่ ๒๘ มิถุนายน ๒๕๗๑ หากประสงค์จะต่ออายุหนังสือ
รับขึ้นทะเบียนห้องปฏิบัติการวิเคราะห์เอกชน ให้ยื่นคำขอต่ออายุพร้อมเอกสารประกอบคำขอต่อกรมโรงงาน
อุตสาหกรรมภายใน ๖๐ วัน ก่อนวันสิ้นสุดอายุของหนังสือรับขึ้นทะเบียนห้องปฏิบัติการวิเคราะห์เอกชน

จึงเรียนมาเพื่อทราบ

ขอแสดงความนับถือ


(นายพรยศ กลั่นกรอง)
รองอธิบดี ปฏิบัติราชการแทน
อธิบดีกรมโรงงานอุตสาหกรรม

ศูนย์วิจัยและเตือนภัยมลพิษโรงงานภาคตะวันออก
โทร. ๐ ๓๓๑๓ ๖๐๕๔ ต่อ ๕๐๐๑-๒
ไปรษณีย์อิเล็กทรอนิกส์ airw@diw.mail.go.th



“อุตสาหกรรมก้าวไกล ประเทศไทยก้าวหน้า ร่วมกันพัฒนา อุตสาหกรรมสีเขียว”



7. United States Environmental Protection Agency. Standards of Performance for New Stationary Sources. 40 CFR 60. Appendix A, 2020.

8. United States Environmental Protection Agency. Standards of Performance for New Stationary Sources. 40 CFR 60. Appendix A, 2023.

9. United States Environmental Protection Agency. Determination of Carbon Monoxide Emission from Stationary Sources; Instrumental Analyzer Procedure. 40 CFR 60. Appendix A Method 10, 2017.

10. United States Environmental Protection Agency. Determination of Oxide of Nitrogen Emission from Stationary Sources; Instrumental Analyzer Procedure. 40 CFR 60. Appendix A Method 7E, 2023.

11. United States Environmental Protection Agency. Determination of Sulfur dioxide Emission from Stationary Sources; Instrumental Analyzer Procedure. 40 CFR 60. Appendix A Method 6C, 2017.



อากาศเสีย (ปล่อยระบาย) จำนวน 7 รายการ

ลำดับ ที่	สารมลพิษ	วิธีวิเคราะห์
1	Carbon Monoxide	1) Sampling Bag, Non-Dispersive Infrared Method ^[5] 2) Instrumental Analyzer Method ^[9]
2	Hydrogen Sulfide	Absorption Sampling, Iodometric Method ^[5]
3	Opacity	Ringelmann's Method ^[3,4]
4	Oxide of Nitrogen	1) Absorption Sampling, Phenoldisulfonic Acid Method ^[8] 2) Instrumental Analyzer Method ^[10]
5	Sulfur Dioxide	1) Absorption Sampling, Barium-Thorin Titrimetric Acid Method ^[5] 2) Instrumental Analyzer Method ^[11]
6	Sulfuric Acid	Isokinetic Sampling, Barium – Titrimetric Method ^[6]
7	Total Suspended Particulate	Isokinetic Sampling, Gravimetric Method ^[7]



เอกสารอ้างอิง

1. ธงชัย พรรณสวัสดิ์ และวิบูลย์ลักษณ์ วิสุทธิตักดิ์, บรรณาธิการ. (2547) คู่มือวิเคราะห์น้ำเสีย. พิมพ์ครั้งที่ 4. กรุงเทพฯ: สมาคมวิศวกรรมสิ่งแวดล้อมแห่งประเทศไทย.

2. APHA, AWWA, WEF. Standard Methods for the Examination of Water and Wastewater. 24th ed. Washington, DC : APHA, 2023

3. กระทรวงอุตสาหกรรม. ประกาศกระทรวงอุตสาหกรรม, พ.ศ. 2549. เรื่อง กำหนดค่าปริมาณเขม่าควันที่เจือปนในอากาศที่ระบายออกจากปล่องของหม้อน้ำโรงสีข้าวที่ใช้แก๊สเป็นเชื้อเพลิง. ราชกิจจานุเบกษา. 4 ธันวาคม 2549. เล่มที่ 123 ตอนพิเศษ 125ง

4. กระทรวงอุตสาหกรรม. ประกาศกระทรวงอุตสาหกรรม, พ.ศ. 2549. เรื่อง กำหนดค่าปริมาณเขม่าควันที่เจือปนในอากาศที่ระบายออกจากปล่องของหม้อน้ำของโรงงาน. ราชกิจจานุเบกษา. 4 ธันวาคม 2549. เล่มที่ 123 ตอนพิเศษ 125ง

5. United States Environmental Protection Agency. Standards of Performance for New Stationary Sources. 40 CFR 60. Appendix A, 2017.

6. United States Environmental Protection Agency. Standards of Performance for New Stationary Sources. 40 CFR 60. Appendix A, 2019.

ที่ อก ๐๓๒๐/ ๑๐๐๙ ๙



กรมโรงงานอุตสาหกรรม
ถนนพระรามที่ ๖ แขวงทุ่งพญาไท
เขตราชเทวี กรุงเทพฯ ๑๐๕๐๐

๐๕ ตุลาคม ๒๕๖๗

เรื่อง แก้อิสรายชื่อเจ้าหน้าที่ห้องปฏิบัติการวิเคราะห์เอกชน

เรียน กรรมการผู้จัดการ บริษัท เอแอลเอส แลบอราทอรี กรุ๊ป (ประเทศไทย) จำกัด

อ้างถึง หนังสือ บริษัท เอแอลเอส แลบอราทอรี กรุ๊ป (ประเทศไทย) จำกัด เลขที่ Env 2024/005

ลงวันที่ ๓๐ สิงหาคม ๒๕๖๗

ตามหนังสือที่อ้างถึง บริษัท เอแอลเอส แลบอราทอรี กรุ๊ป (ประเทศไทย) จำกัด ห้องปฏิบัติการวิเคราะห์เอกชน เลขทะเบียน ว-๓๒๓ สถานที่ตั้งเลขที่ ๖๑๖/๑๐ หมู่ที่ ๕ ตำบลแม่น้ำคู้ อำเภอบลวกแดง จังหวัดระยอง ขอแก้ไขชื่อเจ้าหน้าที่ห้องปฏิบัติการวิเคราะห์เอกชน เนื่องจากมีความคลาดเคลื่อน ความสละเยียดแจ้งแล้ว นั้น

กรมโรงงานอุตสาหกรรม ได้รับทราบและดำเนินการแก้ไขรายชื่อเจ้าหน้าที่ห้องปฏิบัติการวิเคราะห์เอกชน จำนวน ๕ ราย ตามที่แจ้งเรียบร้อยแล้ว เป็นดังนี้

ลำดับที่ ๒๗ นางพจนา สีตา

ลำดับที่ ๒๘ นางสาวธนิศา กุลสุริวงศ์

ลำดับที่ ๓๐ นางชลธิชา สุนงกษ

ลำดับที่ ๓๖ นายสุทธิดำรงค์ โชคปิตินันท์

ลำดับที่ ๔๒ นายกันตภณ มณีสัมพันธ์

จึงเรียนมาเพื่อทราบ

ขอแสดงความนับถือ

น

(นายพรยศ กลั่นกรอง)
รองอธิบดี ปฏิบัติราชการแทน
อธิบดีกรมโรงงานอุตสาหกรรม

ศูนย์วิจัยและเตือนภัยมลพิษโรงงานภาคตะวันออก


โทร. ๐ ๓๓๑๓ ๖๐๕๙ ต่อ ๕๐๐๑-๒

ไปรษณีย์อิเล็กทรอนิกส์ eirw@diw.mail.go.th



“อุตสาหกรรมก้าวหน้า ไทยก้าวหน้า ร่วมกันพัฒนา อุตสาหกรรมสีเขียว”





✉ bangkok@alsglobal.com



ALS Line Official
ID: @alsthailand



ALS Facebook
Search: ALS Thailand



right solutions.
right partner.